




Sandoval County Treasurer's Financial Report



For the Month of December 2023

December 2023

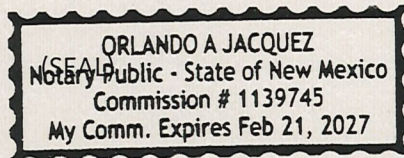
Sandoval County Treasurer's Report

Rosemary Mora
Treasury Accountant

Jennifer A. Taylor 1/29/24
Treasurer Date

State of New Mexico
County of Sandoval

This instrument was signed or acknowledged before me this 29 day of JANUARY, 2024 by
ROSEMARY MORA and JENNIFER TAYLOR.



Orlando A. Jacquez
Notary Signature

SANDOVAL COUNTY TREASURER'S FINANCIAL REPORT

December 2023


Treasurer's Report 1 – 5

Detail of Fund Receipts 6 – 18

Tax Maintenance Schedule 19

Statement of Bonded Debt 20

Record of County Investments 21 – 50





Sandoval County, NM

Treasurer's Report Summary

As of December 31, 2023

| Fund | Beginning Cash Balance | Net Revenue | Transfers | Gross Revenues | Expenses | Ending Balance |
|---|---------------------------|---------------|---------------|----------------|---------------|----------------|
| 1010 - GENERAL FUND | 15,805,217.93 | 19,560,826.82 | -9,383,400.27 | 10,177,426.55 | 12,813,336.23 | 13,169,308.25 |
| 2010 - PUBLIC WORKS | 4,858,899.73 | 1,000,969.95 | 1,833,333.33 | 2,834,303.28 | 6,616,262.68 | 1,076,940.33 |
| 2020 - FARM & RANGE | 26,100.90 | 0.00 | 0.00 | 0.00 | 0.00 | 26,100.90 |
| 2021 - ARPA FEDERAL FUNDING | 23,675,564.84 | 0.00 | -4,000,000.00 | -4,000,000.00 | 3,422,969.73 | 16,252,595.11 |
| 2022 - LOCAL ASSISTANCE & TRIBAL CONSISTENCY FUND | 672,662.53 | 1,452,568.50 | -2,100,000.00 | -647,431.50 | 20,427.42 | 4,803.61 |
| 2040 - LOAN DEBT SERVICE ACCOUNT | 8,150,464.02 | 962,623.40 | 91,380.44 | 1,054,003.84 | 730,348.51 | 8,474,119.35 |
| 2041 - SACO CAPITAL OUTLAY PROJECTS | 9,200,186.36 | 0.00 | 0.00 | 0.00 | 223,593.06 | 8,976,593.30 |
| 2042 - 2021 PW & CAPITAL PROJECTS LOAN | 803,363.53 | 0.00 | 0.00 | 0.00 | 0.00 | 803,363.53 |
| 2043 - 2019 EQUIPMENT LOAN | 120,763.33 | 2,684.59 | 0.00 | 2,684.59 | 0.00 | 123,447.92 |
| 2050 - SOLID WASTE | 2,232,314.71 | 3,106,419.27 | -464,660.82 | 2,641,758.45 | 1,866,460.63 | 3,007,612.53 |
| 2060 - LANDFILL CLOSURE FUND | 1,643,411.73 | 13,848.65 | 0.00 | 13,848.65 | 0.00 | 1,657,260.38 |
| 2061 - LANDFILL CELL DEVELOPMENT | 1,038,666.00 | 0.00 | 0.00 | 0.00 | 0.00 | 1,038,666.00 |
| 2062 - LANDFILL ROAD DEVELOPMENT | 1,381,666.00 | 0.00 | 0.00 | 0.00 | 0.00 | 1,381,666.00 |
| 2070 - COUNTY CLERK EQUIPMENT RECORDI | 1,224,668.07 | 94,068.00 | 0.00 | 94,068.00 | 94,449.35 | 1,224,286.72 |
| 2090 - DETENTION | 6,877,077.60 | 2,745,417.35 | 1,295,423.32 | 4,040,840.67 | 4,955,887.44 | 5,962,030.83 |
| 2130 - E-911 COMMUNICATIONS | 17,724.65 | 0.00 | 900,000.00 | 900,000.00 | 732,670.63 | 185,054.02 |
| 2250 - COUNTY HCAP PROGRAM | 5,802,740.49 | 2,345,765.41 | 0.00 | 2,345,765.41 | 2,518,129.56 | 5,630,376.34 |
| 2300 - COUNTY PROPERTY VALUATION | 2,153,910.30 | 305,807.19 | 0.00 | 305,807.19 | 469,293.85 | 1,990,423.64 |
| 2350 - JUVENILE DETENTION | 1,187,537.52 | 117,600.00 | 406,112.00 | 523,712.00 | 354,074.52 | 1,357,175.00 |
| 2351 - JUVENILE CONTINUUM | 14,563.96 | 52,233.39 | 48,071.00 | 100,304.39 | 50,742.79 | 64,125.56 |

Treasurer's Report

As of December 31, 2023

| Fund | Beginning Cash Balance | Net Revenue | Transfers | Gross Revenues | Expenses | Ending Balance |
|--|------------------------|--------------|--------------|----------------|--------------|----------------|
| 2380 - RECREATION | 13,230.91 | 9,721.14 | 0.00 | 9,721.14 | 4,345.10 | 18,606.95 |
| 3010 - SANDOVAL COUNTY PROJECT | 523,397.22 | 0.00 | 200,000.00 | 200,000.00 | 284,926.85 | 438,470.37 |
| 3020 - SACO DEPARTMENTAL GRANTS | 9,393.88 | 0.00 | 0.00 | 0.00 | 6,084.30 | 3,309.58 |
| 3040 - SHERIFF'S OVERTIME | 10,380.54 | 113,644.47 | 0.00 | 113,644.47 | 114,074.42 | 9,950.59 |
| 3050 - SHERIFF'S CARE FUND | 1,430.50 | 1,160.00 | 0.00 | 1,160.00 | 1,605.60 | 984.90 |
| 3060 - SHERIFF'S OFFICE PROGRAMS | 11,899.40 | 0.00 | 0.00 | 0.00 | 5,087.51 | 6,811.89 |
| 3080 - LAW ENFORCEMENT | 26,813.68 | 183,500.00 | 0.00 | 183,500.00 | 38,573.42 | 171,740.26 |
| 3081 - LG ABATEMENT FUND - OPIOID SETTLEMENT | 0.00 | 54,814.85 | 419,336.85 | 474,151.70 | 0.00 | 474,151.70 |
| 3200 - COMCAST CABLE COMMUNICATIONS | 83,347.22 | 9,069.50 | 0.00 | 9,069.50 | 12,000.00 | 80,416.72 |
| 3210 - GIS MAPPING FEES | 23,357.28 | 90.00 | 0.00 | 90.00 | 0.00 | 23,447.28 |
| 4010 - EMS/FIRE DEPARTMENT | 3,938,738.57 | 2,997,606.73 | 1,100,000.00 | 4,097,606.73 | 2,883,493.91 | 5,152,851.39 |
| 4011 - SACO 1/4% FIRE | 2,183,501.76 | 1,836,483.98 | -137,557.80 | 1,698,926.18 | 1,225,386.99 | 2,657,040.95 |
| 4012 - SOUTH FIRE DISTRICT | 341,782.24 | 252,458.15 | 0.00 | 252,458.15 | 208,626.16 | 385,614.23 |
| 4013 - FIRE DISTRICT-GRANT FUNDING | 1,126,132.20 | 2,124,846.06 | 0.00 | 2,124,846.06 | 300,000.00 | 2,950,978.26 |
| 4014 - PENA BLANCA FIRE DISTRICT | 7,954.77 | 47,500.00 | 0.00 | 47,500.00 | 47,499.50 | 7,955.27 |
| 4015 - PONDEROSA FIRE DEPT | 562,443.21 | 164,693.00 | 0.00 | 164,693.00 | 154,141.95 | 572,994.26 |
| 4016 - LA MADERA FIRE DISTRICT | 77,227.91 | 52,777.00 | 0.00 | 52,777.00 | 19,577.79 | 110,427.12 |
| 4017 - LA CUEVA FIRE DISTRICT | 148,873.88 | 100,050.72 | 0.00 | 100,050.72 | 109,924.55 | 139,000.05 |
| 4019 - TORREON FIRE | 39,989.26 | 33,427.00 | 0.00 | 33,427.00 | 27,822.23 | 45,594.03 |
| 4020 - ZIA PUEBLO FIRE DEPT | 34,715.43 | 33,427.00 | 0.00 | 33,427.00 | 12,660.46 | 55,481.97 |
| 4021 - REGINA FIRE DISTRICT | 189,753.18 | 105,553.00 | 0.00 | 105,553.00 | 96,523.53 | 198,782.65 |
| 4035 - SANDOVAL COUNTY EMS | 2,965.26 | 14,433.00 | 0.00 | 14,433.00 | 17,107.76 | 290.50 |

Treasurer's Report

As of December 31, 2023

| Fund | Beginning Cash Balance | Net Revenue | Transfers | Gross Revenues | Expenses | Ending Balance |
|---|------------------------|--------------|--------------|----------------|--------------|----------------|
| 4037 - SANTO DOMINGO EMS | 4,330.02 | 9,155.00 | 0.00 | 9,155.00 | 4,230.80 | 9,254.22 |
| 4038 - JEMEZ PUEBLO EMS | 3,999.35 | 8,649.00 | 0.00 | 8,649.00 | 4,437.47 | 8,210.88 |
| 4039 - LA CUEVA EMS | 452.64 | 7,157.00 | 0.00 | 7,157.00 | 5,794.65 | 1,814.99 |
| 4041 - PONDEROSA EMS | 0.37 | 8,139.00 | 0.00 | 8,139.00 | 7,901.00 | 238.37 |
| 4042 - LA MADERA EMS | 0.11 | 7,013.00 | 0.00 | 7,013.00 | 5,026.00 | 1,987.11 |
| 4043 - REGINA EMS | 127.99 | 7,002.00 | 0.00 | 7,002.00 | 0.00 | 7,129.99 |
| 4044 - PENA BLANCA EMS | 55.12 | 0.00 | 0.00 | 0.00 | 0.00 | 55.12 |
| 4045 - TORREON EMS | 0.40 | 7,029.00 | 0.00 | 7,029.00 | 4,948.98 | 2,080.42 |
| 4049 - NAVAJO NATION EMS | 58.70 | 0.00 | 0.00 | 0.00 | 0.00 | 58.70 |
| 4170 - FIRE PROTECTION FUND | 48,074.16 | 50,138.00 | 0.00 | 50,138.00 | 45,844.87 | 52,367.29 |
| 4241 - WILDLAND FUNDING | 578,087.43 | 58,863.50 | 0.00 | 58,863.50 | 138,928.85 | 498,022.08 |
| 4450 - FEDERAL EMS GRANTS | 48.17 | 476,636.03 | 0.00 | 476,636.03 | 149,202.59 | 327,481.61 |
| 5000 - COMMUNITY HEALTH SERVICES | 237,078.48 | 37,413.85 | 80,443.00 | 117,856.85 | 64,786.81 | 290,148.52 |
| 5010 - SUBSTANCE ABUSE PREV. | 62,673.45 | 0.00 | 0.00 | 0.00 | 0.00 | 62,673.45 |
| 5020 - DWI GRANT | 315,085.06 | 588,471.97 | 0.00 | 588,471.97 | 577,067.42 | 326,489.61 |
| 5050 - PERMANENT SUPPORTIVE HOUSING PROGRAM | 0.69 | 252,297.16 | 120,493.00 | 372,790.16 | 253,208.19 | 119,582.66 |
| 5060 - SC ANIMAL SHELTER SERVICES | 117,236.08 | 65,671.88 | 260,318.00 | 325,989.88 | 86,891.56 | 356,334.40 |
| 5100 - COMMUNITY SERVICES - GRANTS | 85,755.01 | 15,333.32 | 0.00 | 15,333.32 | 24,294.78 | 76,793.55 |
| 5250 - SENIOR SUPPORT PROGRAM | 594,948.45 | 19,201.14 | 1,221,143.00 | 1,240,344.14 | 1,052,475.70 | 782,816.89 |
| 5260 - SENIOR CITIZENS | 68.40 | 748,076.61 | 77,334.23 | 825,410.84 | 667,852.00 | 157,627.24 |
| 5270 - SENIOR ANCILLARY | 157.86 | 91,534.78 | 109,850.00 | 201,384.78 | 87,983.38 | 113,559.26 |
| 6011 - ECONOMIC DEVELOPMENT GRANT ACCOUNT | 5,691,822.27 | 1,409,329.82 | 0.00 | 1,409,329.82 | 848,864.44 | 6,252,287.65 |

Treasurer's Report

As of December 31, 2023

| Fund | Beginning Cash Balance | Net Revenue | Transfers | Gross Revenues | Expenses | Ending Balance |
|--|------------------------|--------------|--------------|----------------|--------------|----------------|
| 6020 - EL ZOCALO | 271,834.75 | 52,732.12 | 0.00 | 52,732.12 | 83,249.67 | 241,317.20 |
| 6030 - COUNTY FAIRGROUNDS MANAGEMENT | 130,410.57 | 17,909.00 | 0.00 | 17,909.00 | 27,183.25 | 121,136.32 |
| 6090 - COUNTY BUSINESS DEVELOPMENT | 6,694.91 | 12,000.00 | 0.00 | 12,000.00 | 11,093.80 | 7,601.11 |
| 6110 - LODGERS TAX | 20,921.92 | 9,315.06 | 0.00 | 9,315.06 | 9,006.90 | 21,230.08 |
| 6130 - CELL TOWER | 265,743.89 | 22,060.00 | 0.00 | 22,060.00 | 19,549.58 | 268,254.31 |
| 6131 - SUBDIVISION ENGINEERING FEES | 23,796.27 | 0.00 | 0.00 | 0.00 | 0.00 | 23,796.27 |
| 6140 - 2019 PUBLIC SAFETY COMMICATIONS BOND | 668,542.50 | 15,424.13 | 0.00 | 15,424.13 | 83,575.18 | 600,391.45 |
| 6141 - 2019 PUBLIC SAFETY PROJECT BOND | 702,603.05 | 13,393.46 | 0.00 | 13,393.46 | 233,481.84 | 482,514.67 |
| 6500 - LEGISLATIVE FUNDING | 0.00 | 3,771,858.62 | 0.00 | 3,771,858.62 | 2,772,507.40 | 999,351.22 |
| 6502 - 2019 GO LIBRARY BOND | 114,581.67 | 2,866.11 | 0.00 | 2,866.11 | 4,253.49 | 113,194.29 |
| 6504 - ECONOMIC DEVELOPMENT PROJECTS ACCOUNT | 2,305,335.24 | 73,470.80 | 0.00 | 73,470.80 | 5,377.80 | 2,373,428.24 |
| 6505 - ECONOMIC DEVELOPMENT INCENTIVE ACCOUNT | 1,807,135.55 | 96,766.87 | 50,000.00 | 146,766.87 | 62,250.00 | 1,891,652.42 |
| 6507 - 2021 LIBRARY GO BOND | 1,400,226.32 | 24,454.27 | 0.00 | 24,454.27 | 255,176.06 | 1,169,504.53 |
| 6508 - 2023 GO LIBRARY BONDS | 1,863,313.81 | 35,163.17 | 0.00 | 35,163.17 | 65,506.49 | 1,832,970.49 |
| 8102 - DEBT SERVICE | 1,275,576.12 | 4,700.27 | 1,184,665.24 | 1,189,365.51 | 669,093.66 | 1,795,847.97 |
| 8104 - GO DEBT SERVICE | 2,811,569.78 | 604,155.34 | 0.00 | 604,155.34 | 2,696,996.97 | 718,728.15 |
| 8108 - LA CUEVA FIRE LOAN 2021-NMFA | 462,918.24 | 56,613.25 | 0.00 | 56,613.25 | 1,047.86 | 518,483.63 |
| 8112 - NMFA RESERVE - LANDFILL PROJECT LOAN | 764,922.19 | 8,184.94 | 0.00 | 8,184.94 | 60,085.86 | 713,021.27 |
| 8114 - SOUTH FIRE LOAN 2021 - NMFA | 321.99 | 27,326.06 | 0.00 | 27,326.06 | 99.82 | 27,548.23 |
| 8116 - PONDEROSA FIRE LOAN 2021 - NMFA | 1,351.02 | 26,541.57 | 0.00 | 26,541.57 | 615.80 | 27,276.79 |
| 8132 - 2016 PILT REFUNDING RESERVE | 660,181.24 | 7,721.82 | 0.00 | 7,721.82 | 51,886.39 | 616,016.67 |
| 8136 - REFUNDING DETENTION CTR CUBA (AMI-KIDS) | 224,437.14 | 4,041.76 | 91,417.44 | 95,459.20 | 29,236.94 | 290,659.40 |

Treasurer's Report

As of December 31, 2023

| Fund | Beginning Cash Balance | Net Revenue | Transfers | Gross Revenues | Expenses | Ending Balance |
|---|------------------------|-----------------------|--------------|-----------------------|-----------------------|-----------------------|
| 8138 - CUBA CENTER LEASE | 168,465.64 | 2,844.03 | -61,417.44 | -58,573.41 | 0.00 | 109,892.23 |
| 8142 - 2018 DETENTION LOAN - DEBT SERVICE | 0.15 | -0.15 | 0.00 | -0.15 | 0.00 | 0.00 |
| 8143 - 2020 FIRE LOAN | 6.81 | 1.53 | 137,557.80 | 137,559.33 | 68,778.90 | 68,787.24 |
| 8144 - 2020 RFND PILT BOND | 164,580.41 | 1,743.11 | 0.00 | 1,743.11 | 3,462.00 | 162,861.52 |
| 8150 - DISTRICT COURT LOAN FUND | 0.00 | 0.00 | 6,100,000.00 | 6,100,000.00 | 0.00 | 6,100,000.00 |
| 8160 - MAGISTRATE COURT LOAN | 0.00 | 0.00 | 0.00 | 0.00 | 0.00 | 0.00 |
| 8190 - TAX PAYMENT ACCOUNT | 2,255,596.75 | 102,670,967.97 | 0.00 | 102,670,967.97 | 34,233,608.23 | 70,692,956.49 |
| 8234 - 2013 LANDFILL PROJECT LOAN | 143,316.67 | 3,082.49 | 0.00 | 3,082.49 | 0.00 | 146,399.16 |
| 8314 - CUBA CENTER MAINTENANCE ACCT | 90,065.59 | 2,469.95 | 0.00 | 2,469.95 | 0.00 | 92,535.54 |
| 8317 - INDIGENT LGIP ACCOUNT | 112,396.19 | 50,939.09 | 0.00 | 50,939.09 | 0.00 | 163,335.28 |
| 8318 - NMB-T CASH MANAGEMENT ACCOUNT | 1,427,794.31 | 1,351,840.99 | 152.68 | 1,351,993.67 | 0.00 | 2,779,787.98 |
| 8319 - LGIP CASH MANAGEMENT ACCOUNT | 153,187.75 | 28,244.68 | -152.68 | 28,092.00 | 0.00 | 181,279.75 |
| 8390 - INMATE CUSTODIAL ACCOUNT | 154,716.19 | 91,550.98 | 0.00 | 91,550.98 | 118,614.70 | 127,652.47 |
| 8997 - SELF-INSURED MEDICAL RESERVE | 0.00 | 0.00 | 78,000.00 | 78,000.00 | 0.00 | 78,000.00 |
| 8998 - SELF-INSURED MEDICAL INSURANCE | 579,843.91 | 2,036,390.79 | 520,428.61 | 2,556,819.40 | 1,412,111.57 | 1,724,551.74 |
| 8999 - ARCHIVE - EMPLOYEE INSURANCE | 303,517.87 | 488,777.02 | -178,270.93 | 310,506.09 | 336,529.12 | 277,494.84 |
| 9110 - STATE OF NM - CYF | -7.00 | 4,890.00 | 0.00 | 4,890.00 | 5,325.00 | -442.00 |
| 9120 - RIO METRO TRANSIT | 0.00 | 2,494,893.26 | 0.00 | 2,494,893.26 | 2,494,893.26 | 0.00 |
| 9130 - INTEL - LEDA GRT | 0.00 | 13,761,791.26 | 0.00 | 13,761,791.26 | 13,761,791.26 | 0.00 |
| 9950 - FLEX PAYMENT ACCOUNT (NON COUNTY ACCT) | 50,337.79 | 64,285.46 | 0.00 | 64,285.46 | 85,670.04 | 28,953.21 |
| Report Total: | 125,371,129.91 | 171,704,611.26 | 0.00 | 171,704,611.26 | 104,129,906.76 | 192,945,834.41 |



Sandoval County, NM

Detail of Receipts

Account Summary

For Fiscal: 2023-2024 Period Ending: 12/31/2023

| | | Original | Current | Period | Fiscal | Variance |
|-----------------------------------|---|--------------|--------------|---------------------|----------------------|----------------------------|
| | | Total Budget | Total Budget | Activity | Activity | Favorable (Unfavorable) |
| Fund: 1010 - GENERAL FUND | | | | | | |
| Revenue | | | | | | |
| 1010-99-000-30010 | ACCTS RECV-PREV FISCAL YR | 0 | 0.00 | 0.00 | 195,287.29 | 195,287.29 |
| 1010-99-000-31000 | OPER-CURR-YR-PROPERTY TAX | 0 | 0.00 | 5,844,518.25 | 6,642,875.27 | 6,642,875.27 |
| 1010-99-000-31010 | OPER-DELINQ-YR-PROPERTY TAX | 0 | 0.00 | 133,475.62 | 199,261.54 | 199,261.54 |
| 1010-99-000-31100 | INTEREST-CURRENT YR PROPERTY T | 0 | 0.00 | 47,057.94 | 199,556.86 | 199,556.86 |
| 1010-99-000-31120 | PENALTY- CURRENT YR PROPERTY T | 0 | 0.00 | 36,667.23 | 129,635.55 | 129,635.55 |
| 1010-99-000-31140 | COUNTY COST | 0 | 0.00 | 125.00 | 200.00 | 200.00 |
| 1010-99-000-31142 | NON RENDERING FEE | 0 | 0.00 | 2,818.38 | 6,324.27 | 6,324.27 |
| 1010-99-000-31162 | TREASURERS COLLECTION FEE | 0 | 0.00 | 4,927.98 | 6,042.71 | 6,042.71 |
| 1010-99-000-31200 | GROSS RECEIPTS - COUNTY 1/8 TH | 0 | 0.00 | 402,444.95 | 2,313,277.50 | 2,313,277.50 |
| 1010-99-000-31201 | GROSS RECEIPTS - INFRASTRUCTURE | 0 | 0.00 | 170,817.58 | 899,428.41 | 899,428.41 |
| 1010-99-000-31210 | GROSS RECEIPTS EQUALIZATION | 0 | 0.00 | 0.00 | 4,559,020.75 | 4,559,020.75 |
| 1010-99-000-31211 | GRT - CMP COMPENSATION TAX | 0 | 0.00 | 6,178.80 | 32,487.88 | 32,487.88 |
| 1010-99-000-31212 | GRT - CMP INFRASTRUCTURE | 0 | 0.00 | 3,718.87 | 16,236.69 | 16,236.69 |
| 1010-99-000-31219 | GRT - CANNABIS | 0 | 0.00 | 3,167.81 | 20,384.91 | 20,384.91 |
| 1010-99-000-31250 | OIL & GAS PROD & EQUIP | 0 | 0.00 | 487,804.04 | 966,932.79 | 966,932.79 |
| 1010-99-000-31270 | MOTOR VEHICLE GENERAL | 0 | 0.00 | 78,409.30 | 537,116.03 | 537,116.03 |
| 1010-99-000-31390 | MERCHANDISE LICENSES | 0 | 0.00 | 1,055.00 | 4,625.00 | 4,625.00 |
| 1010-99-000-31426 | NSF FEES | 0 | 0.00 | 90.58 | 348.46 | 348.46 |
| 1010-99-000-31470 | COUNTY CLERK'S FEES | 0 | 0.00 | 43,349.00 | 268,609.00 | 268,609.00 |
| 1010-99-000-31474 | PROBATE FEES | 0 | 0.00 | 812.50 | 5,955.50 | 5,955.50 |
| 1010-99-000-31520 | CABLE TV FRANCHISE | 0 | 0.00 | 0.00 | 6,720.34 | 6,720.34 |
| 1010-99-000-31570 | SUBDIVISION FEES | 0 | 0.00 | 3,920.00 | 19,451.61 | 19,451.61 |
| 1010-99-000-31640 | RENTAL | 0 | 0.00 | 19,174.89 | 145,799.34 | 145,799.34 |
| 1010-99-000-31660 | SHERIFF'S FEES | 0 | 0.00 | 685.25 | 7,300.75 | 7,300.75 |
| 1010-99-000-31760 | REFUNDS AND REIMBURSEMENTS | 0 | 0.00 | 0.00 | 4,503.73 | 4,503.73 |
| 1010-99-000-31761 | ELECTION EXPENSE - REIMBURSEME | 0 | 0.00 | 0.00 | 350,000.00 | 350,000.00 |
| 1010-99-000-31800 | MISCELLANEOUS | 0 | 0.00 | 6,210.71 | 6,259.72 | 6,259.72 |
| 1010-99-000-31880 | SALE OF COUNTY PROPERTY | 0 | 0.00 | 0.00 | 22,577.77 | 22,577.77 |
| 1010-99-000-31898 | REIMBURSEMENT BY AGREEMENT | 0 | 0.00 | 0.00 | 1,443.15 | 1,443.15 |
| 1010-99-000-32020 | INTEREST INCOME | 0 | 0.00 | 247,659.90 | 1,392,914.00 | 1,392,914.00 |
| 1010-99-000-35130 | PAYMENT IN LIEU OF TAXES | 0 | 0.00 | 500,000.00 | 575,000.00 | 575,000.00 |
| 1010-99-000-35131 | EL ZOCALO SPECIAL EVENTS | 0 | 0.00 | 0.00 | 25,250.00 | 25,250.00 |
| | Revenue Total: | 0 | 0.00 | 8,045,089.58 | 19,560,826.82 | 19,560,826.82 |
| 1010-00-000-39999 | TRANSFER OUT | 0 | 0.00 | -7,912,856.37 | -9,383,400.27 | -9,383,400.27 |
| | Fund: 1010 - GENERAL FUND Total: | 0 | 0.00 | 132,233.21 | 10,177,426.55 | 10,177,426.55 |
| Fund: 2010 - PUBLIC WORKS | | | | | | |
| Revenue | | | | | | |
| 2010-99-000-30010 | ACCTS RECV-PREV FISCAL YR | 0 | 0.00 | 0.00 | 32,318.46 | 32,318.46 |
| 2010-99-000-31270 | MOTOR VEHICLE GENERAL | 0 | 0.00 | 31,112.22 | 213,144.34 | 213,144.34 |
| 2010-99-000-31300 | GASOLINE TAX DISTRIBUTION | 0 | 0.00 | 48,721.39 | 218,934.29 | 218,934.29 |
| 2010-99-000-31420 | EXCAVATING PERMITS | 0 | 0.00 | 0.00 | 180.00 | 180.00 |
| 2010-99-000-31760 | REFUNDS AND REIMBURSEMENTS | 0 | 0.00 | 1,218.28 | 7,561.04 | 7,561.04 |
| 2010-99-000-31850 | REIMBURSEMENT BY AGREEMENT | 0 | 0.00 | 8,127.72 | 68,336.27 | 68,336.27 |
| 2010-99-000-31852 | RIO RANCHO FUEL ADMIN FEE | 0 | 0.00 | 766.45 | 6,787.30 | 6,787.30 |
| 2010-99-000-31880 | SALE OF COUNTY PROPERTY | 0 | 0.00 | 0.00 | 2,912.25 | 2,912.25 |
| 2010-99-000-34102 | SB-CURRENT FY | 0 | 0.00 | 211,167.00 | 211,167.00 | 211,167.00 |

Detail of Receipts

For Fiscal: 2023-2024 Period Ending: 12/31/2023

| | | Original | Current | Period | Fiscal | Variance |
|--|---|--------------|--------------|----------------------|----------------------|----------------------------|
| | | Total Budget | Total Budget | Activity | Activity | Favorable (Unfavorable) |
| 2010-99-000-34106 | CAP-CURRENT FY | 0 | 0.00 | 239,629.00 | 239,629.00 | 239,629.00 |
| | Revenue Total: | 0 | 0.00 | 540,742.06 | 1,000,969.95 | 1,000,969.95 |
| 2010-00-000-39998 | TRANSFER IN | 0 | 0.00 | 1,833,333.33 | 1,833,333.33 | 1,833,333.33 |
| | Fund: 2010 - PUBLIC WORKS Total: | 0 | 0.00 | 2,374,075.39 | 2,834,303.28 | 2,834,303.28 |
| Fund: 2021 - ARPA FEDERAL FUNDING | | | | | | |
| Revenue | | | | | | |
| 2021-00-000-39999 | TRANSFER OUT | 0 | 0.00 | -4,000,000.00 | -4,000,000.00 | -4,000,000.00 |
| | Revenue Total: | 0 | 0.00 | -4,000,000.00 | -4,000,000.00 | -4,000,000.00 |
| | Fund: 2021 - ARPA FEDERAL FUNDING Total: | 0 | 0.00 | -4,000,000.00 | -4,000,000.00 | -4,000,000.00 |
| Fund: 2022 - LOCAL ASSISTANCE & TRIBAL CONSISTENCY FUND | | | | | | |
| Revenue | | | | | | |
| 2022-99-000-35031 | LATCF FEDERAL FUNDING | 0 | 0.00 | 0.00 | 1,452,568.50 | 1,452,568.50 |
| | Revenue Total: | 0 | 0.00 | 0.00 | 1,452,568.50 | 1,452,568.50 |
| 2022-00-000-39999 | TRANSFER OUT | 0 | 0.00 | -2,100,000.00 | -2,100,000.00 | -2,100,000.00 |
| | Fund: 2022 - LOCAL ASSISTANCE & TRIBAL CONSISTENCY FUND Total: | 0 | 0.00 | -2,100,000.00 | -647,431.50 | -647,431.50 |
| Fund: 2040 - LOAN DEBT SERVICE ACCOUNT | | | | | | |
| Revenue | | | | | | |
| 2040-99-000-31204 | GRT - DISTRICT COURTHOUSE | 0 | 0.00 | 214,825.83 | 426,240.53 | 426,240.53 |
| 2040-99-000-31211 | GRT - COMPENSATING TAX - COURT | 0 | 0.00 | 3,089.40 | 5,285.77 | 5,285.77 |
| 2040-99-000-31850 | REIMBURSEMENT - ENERGY PROJEC | 0 | 0.00 | 0.00 | 813.00 | 813.00 |
| 2040-99-000-32181 | LOAN PROCEEDS | 0 | 0.00 | 530,284.10 | 530,284.10 | 530,284.10 |
| | Revenue Total: | 0 | 0.00 | 748,199.33 | 962,623.40 | 962,623.40 |
| 2040-00-000-39998 | TRANSFER IN | 0 | 0.00 | 510,528.00 | 510,528.00 | 510,528.00 |
| 2040-00-000-39999 | TRANSFER OUT | 0 | 0.00 | -211,944.84 | -419,147.56 | -419,147.56 |
| | Fund: 2040 - LOAN DEBT SERVICE ACCOUNT Total: | 0 | 0.00 | 1,046,782.49 | 1,054,003.84 | 1,054,003.84 |
| Fund: 2043 - 2019 EQUIPMENT LOAN | | | | | | |
| Revenue | | | | | | |
| 2043-99-000-32020 | INTEREST REVENUE | 0 | 0.00 | 499.28 | 2,684.59 | 2,684.59 |
| | Revenue Total: | 0 | 0.00 | 499.28 | 2,684.59 | 2,684.59 |
| | Fund: 2043 - 2019 EQUIPMENT LOAN Total: | 0 | 0.00 | 499.28 | 2,684.59 | 2,684.59 |
| Fund: 2050 - SOLID WASTE | | | | | | |
| Revenue | | | | | | |
| 2050-99-000-30010 | ACCTS RECV-PREV FISCAL YR | 0 | 0.00 | 0.00 | 370,240.85 | 370,240.85 |
| 2050-99-000-31200 | GROSS RECEIPTS | 0 | 0.00 | 138,606.87 | 729,590.76 | 729,590.76 |
| 2050-99-000-31211 | GRT - CMP COMPENSATING TAX | 0 | 0.00 | 3,718.87 | 16,236.65 | 16,236.65 |
| 2050-99-000-31220 | GOVERNMENTAL GROSS RECEIPTS | 0 | 0.00 | 9,891.58 | 59,245.86 | 59,245.86 |
| 2050-99-000-31221 | GOVERNMENTAL GRT-PRIOR YEAR | 0 | 0.00 | 0.00 | 9,106.39 | 9,106.39 |
| 2050-99-000-31512 | LANDFILL FEES | 0 | 0.00 | 322,598.68 | 1,894,583.81 | 1,894,583.81 |
| 2050-99-000-31526 | RECYCLING CENTER REVENUES | 0 | 0.00 | 495.55 | 2,795.11 | 2,795.11 |
| 2050-99-000-31880 | SALE OF COUNTY PROPERTY | 0 | 0.00 | 0.00 | 24,619.84 | 24,619.84 |
| | Revenue Total: | 0 | 0.00 | 475,311.55 | 3,106,419.27 | 3,106,419.27 |
| 2050-00-000-39999 | TRANSFER OUT | 0 | 0.00 | -77,443.47 | -464,660.82 | -464,660.82 |
| | Fund: 2050 - SOLID WASTE Total: | 0 | 0.00 | 397,868.08 | 2,641,758.45 | 2,641,758.45 |
| Fund: 2060 - LANDFILL CLOSURE FUND | | | | | | |
| Revenue | | | | | | |
| 2060-99-000-32020 | INTEREST | 0 | 0.00 | 3,458.62 | 13,848.65 | 13,848.65 |
| | Revenue Total: | 0 | 0.00 | 3,458.62 | 13,848.65 | 13,848.65 |
| | Fund: 2060 - LANDFILL CLOSURE FUND Total: | 0 | 0.00 | 3,458.62 | 13,848.65 | 13,848.65 |
| Fund: 2070 - COUNTY CLERK EQUIPMENT RECORDI | | | | | | |
| Revenue | | | | | | |
| 2070-99-000-30010 | ACCTS RECV-PREV FISCAL YR | 0 | 0.00 | 0.00 | 1,043.00 | 1,043.00 |
| 2070-99-000-31502 | EQUIPMENT RECORDING | 0 | 0.00 | 14,561.00 | 93,025.00 | 93,025.00 |
| | Revenue Total: | 0 | 0.00 | 14,561.00 | 94,068.00 | 94,068.00 |
| | Fund: 2070 - COUNTY CLERK EQUIPMENT RECORDI Total: | 0 | 0.00 | 14,561.00 | 94,068.00 | 94,068.00 |

Detail of Receipts

For Fiscal: 2023-2024 Period Ending: 12/31/2023

| | | Original Total Budget | Current Total Budget | Period Activity | Fiscal Activity | Variance Favorable (Unfavorable) |
|---|--|--------------------------|-------------------------|---------------------|---------------------|--|
| Fund: 2090 - DETENTION | | | | | | |
| Revenue | | | | | | |
| 2090-99-000-30010 | PRIOR YR REVENUE | 0 | 0.00 | 0.00 | 285,227.08 | 285,227.08 |
| 2090-99-000-31200 | GRT - CORRECTIONAL OPERATION | 0 | 0.00 | 173,321.00 | 999,074.96 | 999,074.96 |
| 2090-99-000-31204 | GRT - CORRECTIONS-GRT (2nd1/8th) | 0 | 0.00 | 0.00 | 797,822.37 | 797,822.37 |
| 2090-99-000-31211 | GRT - CMP COMPENSATING TAX | 0 | 0.00 | 3,089.40 | 16,243.92 | 16,243.92 |
| 2090-99-000-31214 | GRT - CMP CORRECTIONS 2ND 1/8TI | 0 | 0.00 | 0.00 | 10,958.17 | 10,958.17 |
| 2090-99-000-31811 | INMATE ACTIVITIES ACCOUNT | 0 | 0.00 | 2,268.37 | 9,453.82 | 9,453.82 |
| 2090-99-000-31870 | CARE OF LOCAL PRISONERS | 0 | 0.00 | 48,830.00 | 231,040.00 | 231,040.00 |
| 2090-99-000-31880 | SALE OF COUNTY PROPERTY | 0 | 0.00 | 0.00 | 6,031.03 | 6,031.03 |
| 2090-99-000-34020 | CORRECTION FEES | 0 | 0.00 | 23,304.76 | 23,304.76 | 23,304.76 |
| 2090-99-000-34060 | SRMS MILL LEVY DISTRIBUTION | 0 | 0.00 | 0.00 | 202,956.24 | 202,956.24 |
| 2090-99-000-35020 | CARE OF FEDERAL PRISONERS | 0 | 0.00 | 69,920.00 | 163,305.00 | 163,305.00 |
| | Revenue Total: | 0 | 0.00 | 320,733.53 | 2,745,417.35 | 2,745,417.35 |
| 2090-00-000-39998 | TRANSFER IN | 0 | 0.00 | 1,715,581.00 | 1,715,581.00 | 1,715,581.00 |
| 2090-00-000-39999 | TRANSFER OUT | 0 | 0.00 | 0.00 | -420,157.68 | -420,157.68 |
| | Fund: 2090 - DETENTION Total: | 0 | 0.00 | 2,036,314.53 | 4,040,840.67 | 4,040,840.67 |
| Fund: 2130 - E-911 COMMUNICATIONS | | | | | | |
| Revenue | | | | | | |
| 2130-00-000-39998 | TRANSFER IN | 0 | 0.00 | 300,000.00 | 900,000.00 | 900,000.00 |
| | Revenue Total: | 0 | 0.00 | 300,000.00 | 900,000.00 | 900,000.00 |
| | Fund: 2130 - E-911 COMMUNICATIONS Total: | 0 | 0.00 | 300,000.00 | 900,000.00 | 900,000.00 |
| Fund: 2250 - COUNTY HCAP PROGRAM | | | | | | |
| Revenue | | | | | | |
| 2250-99-000-31200 | GROSS RECEIPTS | 0 | 0.00 | 402,444.96 | 2,313,277.53 | 2,313,277.53 |
| 2250-99-000-31211 | GRT - CMP COMPENSATING TAX | 0 | 0.00 | 6,178.80 | 32,487.88 | 32,487.88 |
| | Revenue Total: | 0 | 0.00 | 408,623.76 | 2,345,765.41 | 2,345,765.41 |
| | Fund: 2250 - COUNTY HCAP PROGRAM Total: | 0 | 0.00 | 408,623.76 | 2,345,765.41 | 2,345,765.41 |
| Fund: 2300 - COUNTY PROPERTY VALUATION | | | | | | |
| Revenue | | | | | | |
| 2300-99-000-31160 | RE-APPRAISAL ADMIN FEE | 0 | 0.00 | 266,476.57 | 304,307.19 | 304,307.19 |
| 2300-99-000-31760 | REFUNDS AND REIMBURSEMENTS | 0 | 0.00 | 900.00 | 1,500.00 | 1,500.00 |
| | Revenue Total: | 0 | 0.00 | 267,376.57 | 305,807.19 | 305,807.19 |
| | Fund: 2300 - COUNTY PROPERTY VALUATION Total: | 0 | 0.00 | 267,376.57 | 305,807.19 | 305,807.19 |
| Fund: 2350 - JUVENILE DETENTION | | | | | | |
| Revenue | | | | | | |
| 2350-99-000-30010 | ACCTS RECV-PREV FISCAL YR | 0 | 0.00 | 0.00 | 31,500.00 | 31,500.00 |
| 2350-99-000-31872 | TRI-COUNTY JUVENILE DETENTION | 0 | 0.00 | 0.00 | 86,100.00 | 86,100.00 |
| | Revenue Total: | 0 | 0.00 | 0.00 | 117,600.00 | 117,600.00 |
| 2350-00-000-39998 | TRANSFER IN | 0 | 0.00 | 406,112.00 | 406,112.00 | 406,112.00 |
| | Fund: 2350 - JUVENILE DETENTION Total: | 0 | 0.00 | 406,112.00 | 523,712.00 | 523,712.00 |
| Fund: 2351 - JUVENILE CONTINUUM | | | | | | |
| Revenue | | | | | | |
| 2351-99-000-30010 | ACCTS RECV-PREV FISCAL YR | 0 | 0.00 | 0.00 | 25,183.03 | 25,183.03 |
| 2351-99-000-31940 | GRANT INCOME-State | 0 | 0.00 | 10,495.97 | 27,050.36 | 27,050.36 |
| | Revenue Total: | 0 | 0.00 | 10,495.97 | 52,233.39 | 52,233.39 |
| 2351-00-000-39998 | TRANSFER IN | 0 | 0.00 | 48,071.00 | 48,071.00 | 48,071.00 |
| | Fund: 2351 - JUVENILE CONTINUUM Total: | 0 | 0.00 | 58,566.97 | 100,304.39 | 100,304.39 |
| Fund: 2380 - RECREATION | | | | | | |
| Revenue | | | | | | |
| 2380-99-000-31431 | TASK FORCE FUNDRAISING | 0 | 0.00 | 2,144.54 | 7,390.54 | 7,390.54 |
| 2380-99-000-31810 | VENDING MACHINE REVENUE | 0 | 0.00 | 272.75 | 2,265.60 | 2,265.60 |

Detail of Receipts

For Fiscal: 2023-2024 Period Ending: 12/31/2023

| | | Original Total Budget | Current Total Budget | Period Activity | Fiscal Activity | Variance Favorable (Unfavorable) |
|---|---|--------------------------|-------------------------|--------------------|--------------------|--|
| 2380-99-000-31947 | CELL PHONE RECYCLING PROJ | 0 | 0.00 | 0.00 | 65.00 | 65.00 |
| | Revenue Total: | 0 | 0.00 | 2,417.29 | 9,721.14 | 9,721.14 |
| | Fund: 2380 - RECREATION Total: | 0 | 0.00 | 2,417.29 | 9,721.14 | 9,721.14 |
| Fund: 3010 - SANDOVAL COUNTY PROJECT | | | | | | |
| Revenue | | | | | | |
| 3010-00-000-39998 | TRANSFER IN | 0 | 0.00 | 200,000.00 | 200,000.00 | 200,000.00 |
| | Revenue Total: | 0 | 0.00 | 200,000.00 | 200,000.00 | 200,000.00 |
| | Fund: 3010 - SANDOVAL COUNTY PROJECT Total: | 0 | 0.00 | 200,000.00 | 200,000.00 | 200,000.00 |
| Fund: 3040 - SHERIFF'S OVERTIME | | | | | | |
| Revenue | | | | | | |
| 3040-99-000-30010 | PRIOR YEAR | 0 | 0.00 | 0.00 | 54,620.14 | 54,620.14 |
| 3040-99-000-31662 | SHERIFF'S CONTRACTED OT | 0 | 0.00 | 0.00 | 10,653.15 | 10,653.15 |
| 3040-99-000-31666 | SHERIFF'S CDWI/LDWI/UAD-State & | 0 | 0.00 | 0.00 | 4,991.16 | 4,991.16 |
| 3040-99-000-31668 | 100 DAYS-State /STEP- Federal | 0 | 0.00 | 0.00 | 2,687.83 | 2,687.83 |
| 3040-99-000-31940 | DEA GRANT - Federal | 0 | 0.00 | 0.00 | 19,832.95 | 19,832.95 |
| 3040-99-000-34044 | ENDWI - federal | 0 | 0.00 | 0.00 | 7,836.03 | 7,836.03 |
| 3040-99-000-34052 | BLKUP CIOT - STATE | 0 | 0.00 | 0.00 | 1,016.19 | 1,016.19 |
| 3040-99-000-35072 | JEMEZ FOREST SERVICE/SANTA FE-FI | 0 | 0.00 | 0.00 | 10,790.04 | 10,790.04 |
| 3040-99-000-35160 | CORPS OF ENGINEERS-Federal | 0 | 0.00 | 0.00 | 1,216.98 | 1,216.98 |
| | Revenue Total: | 0 | 0.00 | 0.00 | 113,644.47 | 113,644.47 |
| | Fund: 3040 - SHERIFF'S OVERTIME Total: | 0 | 0.00 | 0.00 | 113,644.47 | 113,644.47 |
| Fund: 3050 - SHERIFF'S CARE FUND | | | | | | |
| Revenue | | | | | | |
| 3050-99-000-31870 | DONATIONS & OTHER REVENUE | 0 | 0.00 | 0.00 | 1,160.00 | 1,160.00 |
| | Revenue Total: | 0 | 0.00 | 0.00 | 1,160.00 | 1,160.00 |
| | Fund: 3050 - SHERIFF'S CARE FUND Total: | 0 | 0.00 | 0.00 | 1,160.00 | 1,160.00 |
| Fund: 3080 - LAW ENFORCEMENT | | | | | | |
| Revenue | | | | | | |
| 3080-99-000-31940 | DFA-LAW ENFORCEMENT GRANT | 0 | 0.00 | 0.00 | 183,500.00 | 183,500.00 |
| | Revenue Total: | 0 | 0.00 | 0.00 | 183,500.00 | 183,500.00 |
| | Fund: 3080 - LAW ENFORCEMENT Total: | 0 | 0.00 | 0.00 | 183,500.00 | 183,500.00 |
| Fund: 3081 - LG ABATEMENT FUND - OPIOID SETTLEMENT | | | | | | |
| Revenue | | | | | | |
| 3081-99-000-31800 | LG ABATEMENT FUND - OPIOID SETI | 0 | 0.00 | 0.00 | 54,814.85 | 54,814.85 |
| | Revenue Total: | 0 | 0.00 | 0.00 | 54,814.85 | 54,814.85 |
| 3081-00-000-39998 | TRANSFER IN | 0 | 0.00 | 0.00 | 419,336.85 | 419,336.85 |
| | Fund: 3081 - LG ABATEMENT FUND - OPIOID SETTLEMENT Total: | 0 | 0.00 | 0.00 | 474,151.70 | 474,151.70 |
| Fund: 3200 - COMCAST CABLE COMMUNICATIONS | | | | | | |
| Revenue | | | | | | |
| 3200-99-000-30010 | PRYR FRANCHISE COMCAST | 0 | 0.00 | 0.00 | 4,589.27 | 4,589.27 |
| 3200-99-000-31520 | FRANCHISE FEES | 0 | 0.00 | 0.00 | 4,480.23 | 4,480.23 |
| | Revenue Total: | 0 | 0.00 | 0.00 | 9,069.50 | 9,069.50 |
| | Fund: 3200 - COMCAST CABLE COMMUNICATIONS Total: | 0 | 0.00 | 0.00 | 9,069.50 | 9,069.50 |
| Fund: 3210 - GIS MAPPING FEES | | | | | | |
| Revenue | | | | | | |
| 3210-99-000-31582 | GIS MAPPING FEES | 0 | 0.00 | 0.00 | 90.00 | 90.00 |
| | Revenue Total: | 0 | 0.00 | 0.00 | 90.00 | 90.00 |
| | Fund: 3210 - GIS MAPPING FEES Total: | 0 | 0.00 | 0.00 | 90.00 | 90.00 |
| Fund: 4010 - EMS/FIRE DEPARTMENT | | | | | | |
| Revenue | | | | | | |
| 4010-99-000-30010 | ACCT REC - PRIOR YR | 0 | 0.00 | 0.00 | 16,911.11 | 16,911.11 |
| 4010-99-000-31200 | GROSS RECEIPTS | 0 | 0.00 | 341,635.20 | 1,798,857.63 | 1,798,857.63 |

Detail of Receipts

For Fiscal: 2023-2024 Period Ending: 12/31/2023

| | | Original | Current | Period | Fiscal | Variance |
|---|--|--------------|--------------|---------------------|---------------------|----------------------------|
| | | Total Budget | Total Budget | Activity | Activity | Favorable (Unfavorable) |
| 4010-99-000-31211 | GRT - CMP COMPENSATING TAX | 0 | 0.00 | 7,437.73 | 32,473.50 | 32,473.50 |
| 4010-99-000-33010 | AMBULANCE REVENUE FEES | 0 | 0.00 | 97,765.78 | 447,317.11 | 447,317.11 |
| 4010-99-000-33011 | AR PRIOR YR - AMBULANCE | 0 | 0.00 | 7,999.51 | 335,757.38 | 335,757.38 |
| 4010-99-000-33070 | STATE FIRE ALLOTMENT-STIPENDS | 0 | 0.00 | 25,000.00 | 25,000.00 | 25,000.00 |
| 4010-99-000-33200 | SANTA ANA | 0 | 0.00 | 278,790.00 | 278,790.00 | 278,790.00 |
| 4010-99-000-33212 | ZIA PUEBLO | 0 | 0.00 | 0.00 | 62,500.00 | 62,500.00 |
| | Revenue Total: | 0 | 0.00 | 758,628.22 | 2,997,606.73 | 2,997,606.73 |
| 4010-00-000-39998 | TRANSFER IN | 0 | 0.00 | 1,100,000.00 | 1,100,000.00 | 1,100,000.00 |
| | Fund: 4010 - EMS/FIRE DEPARTMENT Total: | 0 | 0.00 | 1,858,628.22 | 4,097,606.73 | 4,097,606.73 |
| Fund: 4011 - SACO 1/4% FIRE | | | | | | |
| Revenue | | | | | | |
| 4011-99-000-31200 | GROSS RECEIPTS | 0 | 0.00 | 341,635.63 | 1,798,859.41 | 1,798,859.41 |
| 4011-99-000-31211 | GRT - CMP COMPENSATING TAX | 0 | 0.00 | 7,437.73 | 32,473.38 | 32,473.38 |
| 4011-99-000-31806 | CELL TOWER REVENUE | 0 | 0.00 | 872.34 | 5,151.19 | 5,151.19 |
| | Revenue Total: | 0 | 0.00 | 349,945.70 | 1,836,483.98 | 1,836,483.98 |
| 4011-00-000-39999 | TRANSFER OUT | 0 | 0.00 | -22,926.30 | -137,557.80 | -137,557.80 |
| | Fund: 4011 - SACO 1/4% FIRE Total: | 0 | 0.00 | 327,019.40 | 1,698,926.18 | 1,698,926.18 |
| Fund: 4012 - SOUTH FIRE DISTRICT | | | | | | |
| Revenue | | | | | | |
| 4012-99-000-31880 | SALE OF COUNTY PROPERTY | 0 | 0.00 | 0.00 | 1,962.15 | 1,962.15 |
| 4012-99-000-33070 | STATE FIRE ALLOTMENT | 0 | 0.00 | 0.00 | 250,496.00 | 250,496.00 |
| | Revenue Total: | 0 | 0.00 | 0.00 | 252,458.15 | 252,458.15 |
| | Fund: 4012 - SOUTH FIRE DISTRICT Total: | 0 | 0.00 | 0.00 | 252,458.15 | 252,458.15 |
| Fund: 4013 - FIRE DISTRICT-GRANT FUNDING | | | | | | |
| Revenue | | | | | | |
| 4013-00-000-33070 | STATE FIRE ALLOTMENT | 0 | 0.00 | 2,124,846.06 | 2,124,846.06 | 2,124,846.06 |
| | Revenue Total: | 0 | 0.00 | 2,124,846.06 | 2,124,846.06 | 2,124,846.06 |
| | Fund: 4013 - FIRE DISTRICT-GRANT FUNDING Total: | 0 | 0.00 | 2,124,846.06 | 2,124,846.06 | 2,124,846.06 |
| Fund: 4014 - PENA BLANCA FIRE DISTRICT | | | | | | |
| Revenue | | | | | | |
| 4014-99-000-33070 | STATE FIRE ALLOTMENT | 0 | 0.00 | 0.00 | 47,500.00 | 47,500.00 |
| | Revenue Total: | 0 | 0.00 | 0.00 | 47,500.00 | 47,500.00 |
| | Fund: 4014 - PENA BLANCA FIRE DISTRICT Total: | 0 | 0.00 | 0.00 | 47,500.00 | 47,500.00 |
| Fund: 4015 - PONDEROSA FIRE DEPT | | | | | | |
| Revenue | | | | | | |
| 4015-99-000-33070 | STATE FIRE ALLOTMENT | 0 | 0.00 | 0.00 | 164,693.00 | 164,693.00 |
| | Revenue Total: | 0 | 0.00 | 0.00 | 164,693.00 | 164,693.00 |
| | Fund: 4015 - PONDEROSA FIRE DEPT Total: | 0 | 0.00 | 0.00 | 164,693.00 | 164,693.00 |
| Fund: 4016 - LA MADERA FIRE DISTRICT | | | | | | |
| Revenue | | | | | | |
| 4016-99-000-33070 | STATE FIRE ALLOTMENT | 0 | 0.00 | 0.00 | 52,777.00 | 52,777.00 |
| | Revenue Total: | 0 | 0.00 | 0.00 | 52,777.00 | 52,777.00 |
| | Fund: 4016 - LA MADERA FIRE DISTRICT Total: | 0 | 0.00 | 0.00 | 52,777.00 | 52,777.00 |
| Fund: 4017 - LA CUEVA FIRE DISTRICT | | | | | | |
| Revenue | | | | | | |
| 4017-99-000-31880 | SALE OF COUNTY PROPERTY | 0 | 0.00 | 0.00 | 1,569.72 | 1,569.72 |
| 4017-99-000-33070 | STATE FIRE ALLOTMENT | 0 | 0.00 | 0.00 | 98,481.00 | 98,481.00 |
| | Revenue Total: | 0 | 0.00 | 0.00 | 100,050.72 | 100,050.72 |
| | Fund: 4017 - LA CUEVA FIRE DISTRICT Total: | 0 | 0.00 | 0.00 | 100,050.72 | 100,050.72 |

Detail of Receipts

For Fiscal: 2023-2024 Period Ending: 12/31/2023

| | | Original Total Budget | Current Total Budget | Period Activity | Fiscal Activity | Variance Favorable (Unfavorable) |
|--|--|--------------------------|-------------------------|--------------------|--------------------|--|
| Fund: 4019 - TORREON FIRE | | | | | | |
| Revenue | | | | | | |
| 4019-99-000-33070 | STATE FIRE ALLOTMENT | 0 | 0.00 | 0.00 | 33,427.00 | 33,427.00 |
| | Revenue Total: | 0 | 0.00 | 0.00 | 33,427.00 | 33,427.00 |
| | Fund: 4019 - TORREON FIRE Total: | 0 | 0.00 | 0.00 | 33,427.00 | 33,427.00 |
| Fund: 4020 - ZIA PUEBLO FIRE DEPT | | | | | | |
| Revenue | | | | | | |
| 4020-99-000-33070 | STATE FIRE ALLOTMENT | 0 | 0.00 | 0.00 | 33,427.00 | 33,427.00 |
| | Revenue Total: | 0 | 0.00 | 0.00 | 33,427.00 | 33,427.00 |
| | Fund: 4020 - ZIA PUEBLO FIRE DEPT Total: | 0 | 0.00 | 0.00 | 33,427.00 | 33,427.00 |
| Fund: 4021 - REGINA FIRE DISTRICT | | | | | | |
| Revenue | | | | | | |
| 4021-99-000-33070 | STATE FIRE ALLOTMENT | 0 | 0.00 | 0.00 | 105,553.00 | 105,553.00 |
| | Revenue Total: | 0 | 0.00 | 0.00 | 105,553.00 | 105,553.00 |
| | Fund: 4021 - REGINA FIRE DISTRICT Total: | 0 | 0.00 | 0.00 | 105,553.00 | 105,553.00 |
| Fund: 4035 - SANDOVAL COUNTY EMS | | | | | | |
| Revenue | | | | | | |
| 4035-99-000-33140 | EMS FUND ACT | 0 | 0.00 | 0.00 | 14,433.00 | 14,433.00 |
| | Revenue Total: | 0 | 0.00 | 0.00 | 14,433.00 | 14,433.00 |
| | Fund: 4035 - SANDOVAL COUNTY EMS Total: | 0 | 0.00 | 0.00 | 14,433.00 | 14,433.00 |
| Fund: 4037 - SANTO DOMINGO EMS | | | | | | |
| Revenue | | | | | | |
| 4037-99-000-33140 | EMS FUND ACT | 0 | 0.00 | 0.00 | 9,155.00 | 9,155.00 |
| | Revenue Total: | 0 | 0.00 | 0.00 | 9,155.00 | 9,155.00 |
| | Fund: 4037 - SANTO DOMINGO EMS Total: | 0 | 0.00 | 0.00 | 9,155.00 | 9,155.00 |
| Fund: 4038 - JEMEZ PUEBLO EMS | | | | | | |
| Revenue | | | | | | |
| 4038-99-000-33140 | EMS FUND ACT | 0 | 0.00 | 0.00 | 8,649.00 | 8,649.00 |
| | Revenue Total: | 0 | 0.00 | 0.00 | 8,649.00 | 8,649.00 |
| | Fund: 4038 - JEMEZ PUEBLO EMS Total: | 0 | 0.00 | 0.00 | 8,649.00 | 8,649.00 |
| Fund: 4039 - LA CUEVA EMS | | | | | | |
| Revenue | | | | | | |
| 4039-99-000-33140 | EMS FUND ACT | 0 | 0.00 | 0.00 | 7,157.00 | 7,157.00 |
| | Revenue Total: | 0 | 0.00 | 0.00 | 7,157.00 | 7,157.00 |
| | Fund: 4039 - LA CUEVA EMS Total: | 0 | 0.00 | 0.00 | 7,157.00 | 7,157.00 |
| Fund: 4041 - PONDEROSA EMS | | | | | | |
| Revenue | | | | | | |
| 4041-99-000-33140 | EMS FUND ACT | 0 | 0.00 | 0.00 | 8,139.00 | 8,139.00 |
| | Revenue Total: | 0 | 0.00 | 0.00 | 8,139.00 | 8,139.00 |
| | Fund: 4041 - PONDEROSA EMS Total: | 0 | 0.00 | 0.00 | 8,139.00 | 8,139.00 |
| Fund: 4042 - LA MADERA EMS | | | | | | |
| Revenue | | | | | | |
| 4042-99-000-33140 | EMS FUND ACT | 0 | 0.00 | 0.00 | 7,013.00 | 7,013.00 |
| | Revenue Total: | 0 | 0.00 | 0.00 | 7,013.00 | 7,013.00 |
| | Fund: 4042 - LA MADERA EMS Total: | 0 | 0.00 | 0.00 | 7,013.00 | 7,013.00 |
| Fund: 4043 - REGINA EMS | | | | | | |
| Revenue | | | | | | |
| 4043-99-000-33140 | EMS FUND ACT | 0 | 0.00 | 0.00 | 7,002.00 | 7,002.00 |
| | Revenue Total: | 0 | 0.00 | 0.00 | 7,002.00 | 7,002.00 |
| | Fund: 4043 - REGINA EMS Total: | 0 | 0.00 | 0.00 | 7,002.00 | 7,002.00 |

Detail of Receipts

For Fiscal: 2023-2024 Period Ending: 12/31/2023

| | | Original Total Budget | Current Total Budget | Period Activity | Fiscal Activity | Variance Favorable (Unfavorable) |
|--|---|--------------------------|-------------------------|--------------------|--------------------|--|
| Fund: 4045 - TORREON EMS | | | | | | |
| Revenue | | | | | | |
| 4045-99-000-33140 | EMS FUND ACT | 0 | 0.00 | 0.00 | 7,029.00 | 7,029.00 |
| | Revenue Total: | 0 | 0.00 | 0.00 | 7,029.00 | 7,029.00 |
| | Fund: 4045 - TORREON EMS Total: | 0 | 0.00 | 0.00 | 7,029.00 | 7,029.00 |
| Fund: 4170 - FIRE PROTECTION FUND | | | | | | |
| Revenue | | | | | | |
| 4170-99-000-33070 | STATE FIRE ALLOTMENT | 0 | 0.00 | 0.00 | 50,138.00 | 50,138.00 |
| | Revenue Total: | 0 | 0.00 | 0.00 | 50,138.00 | 50,138.00 |
| | Fund: 4170 - FIRE PROTECTION FUND Total: | 0 | 0.00 | 0.00 | 50,138.00 | 50,138.00 |
| Fund: 4241 - WILDLAND FUNDING | | | | | | |
| Revenue | | | | | | |
| 4241-99-000-30010 | ACCT REC - PRIOR YR | 0 | 0.00 | 0.00 | 17,664.75 | 17,664.75 |
| 4241-99-000-31760 | REFUNDS/REIMBURSEMENTS | 0 | 0.00 | 0.00 | 41,198.75 | 41,198.75 |
| | Revenue Total: | 0 | 0.00 | 0.00 | 58,863.50 | 58,863.50 |
| | Fund: 4241 - WILDLAND FUNDING Total: | 0 | 0.00 | 0.00 | 58,863.50 | 58,863.50 |
| Fund: 4450 - FEDERAL EMS GRANTS | | | | | | |
| Revenue | | | | | | |
| 4450-99-000-30010 | ACCTS RECV-PREV FISCAL YR | 0 | 0.00 | 0.00 | 425,357.06 | 425,357.06 |
| 4450-99-000-31764 | NMDOH-CRI GRANTS-Federal | 0 | 0.00 | 0.00 | 15,300.00 | 15,300.00 |
| 4450-99-000-33120 | 2022 FEDERAL-HOMELAND SEC-SHS | 0 | 0.00 | 0.00 | 35,978.97 | 35,978.97 |
| | Revenue Total: | 0 | 0.00 | 0.00 | 476,636.03 | 476,636.03 |
| | Fund: 4450 - FEDERAL EMS GRANTS Total: | 0 | 0.00 | 0.00 | 476,636.03 | 476,636.03 |
| Fund: 5000 - COMMUNITY HEALTH SERVICES | | | | | | |
| Revenue | | | | | | |
| 5000-99-000-30010 | ACCTS RECV-PREV FISCAL YR | 0 | 0.00 | 0.00 | 6,393.64 | 6,393.64 |
| 5000-99-000-34346 | NMPCA - MEP - FEDERAL | 0 | 0.00 | 8,581.24 | 31,020.21 | 31,020.21 |
| | Revenue Total: | 0 | 0.00 | 8,581.24 | 37,413.85 | 37,413.85 |
| 5000-00-000-39998 | TRANSFER IN | 0 | 0.00 | 80,443.00 | 80,443.00 | 80,443.00 |
| | Fund: 5000 - COMMUNITY HEALTH SERVICES Total: | 0 | 0.00 | 89,024.24 | 117,856.85 | 117,856.85 |
| Fund: 5020 - DWI GRANT | | | | | | |
| Revenue | | | | | | |
| 5020-99-000-30010 | ACCTS RECV-PREV FISCAL YR | 0 | 0.00 | 0.00 | 159,629.98 | 159,629.98 |
| 5020-99-000-31682 | COMPLIANCE PROBATION FEES-Misc | 0 | 0.00 | 9,416.00 | 45,127.51 | 45,127.51 |
| 5020-99-000-31683 | D.W.I. SCREENING FEES-Misc | 0 | 0.00 | 750.00 | 6,835.00 | 6,835.00 |
| 5020-99-000-31684 | TREATMENT BOOKS | 0 | 0.00 | 510.00 | 3,555.00 | 3,555.00 |
| 5020-99-000-34046 | CDWI-TSD (Dept of Transportation) : | 0 | 0.00 | 0.00 | 9,319.38 | 9,319.38 |
| 5020-99-000-34052 | NM DFA-DWI PROGRAM GRANT-Sta | 0 | 0.00 | 0.00 | 21,956.69 | 21,956.69 |
| 5020-99-000-34054 | NM DFA-DWI DETOX GRANT-State | 0 | 0.00 | 0.00 | 11,961.41 | 11,961.41 |
| 5020-99-000-34060 | NM DFA-DWI DISTRIBUTION GRANT | 0 | 0.00 | 160,069.00 | 330,087.00 | 330,087.00 |
| | Revenue Total: | 0 | 0.00 | 170,745.00 | 588,471.97 | 588,471.97 |
| | Fund: 5020 - DWI GRANT Total: | 0 | 0.00 | 170,745.00 | 588,471.97 | 588,471.97 |
| Fund: 5050 - PERMANENT SUPPORTIVE HOUSING PROGRAM | | | | | | |
| Revenue | | | | | | |
| 5050-99-000-30010 | ACCTS RECV-PREV FISCAL YR | 0 | 0.00 | 0.00 | 24,658.01 | 24,658.01 |
| 5050-99-000-31764 | PSH-RIO RANCHO CDBG-Federal | 0 | 0.00 | 0.00 | 39,112.27 | 39,112.27 |
| 5050-99-000-31939 | PSH-MFA COG GRANT-State | 0 | 0.00 | 0.00 | 5,641.87 | 5,641.87 |
| 5050-99-000-35012 | PSH-Grant B - Federal | 0 | 0.00 | 11,451.30 | 69,980.49 | 69,980.49 |
| 5050-99-000-35014 | PSH GRANT A - Federal | 0 | 0.00 | 19,031.37 | 112,904.52 | 112,904.52 |
| | Revenue Total: | 0 | 0.00 | 30,482.67 | 252,297.16 | 252,297.16 |
| 5050-00-000-39998 | TRANSFER IN | 0 | 0.00 | 0.00 | 120,493.00 | 120,493.00 |
| | Fund: 5050 - PERMANENT SUPPORTIVE HOUSING PROGRAM Total: | 0 | 0.00 | 30,482.67 | 372,790.16 | 372,790.16 |

Detail of Receipts

For Fiscal: 2023-2024 Period Ending: 12/31/2023

| | | Original | Current | Period | Fiscal | Variance |
|---|--|--------------|--------------|---------------------|---------------------|----------------------------|
| | | Total Budget | Total Budget | Activity | Activity | Favorable (Unfavorable) |
| Fund: 5060 - SC ANIMAL SHELTER SERVICES | | | | | | |
| Revenue | | | | | | |
| 5060-99-000-31658 | ANIMAL SHELTER ADOPTION FEES | 0 | 0.00 | 0.00 | 1,954.00 | 1,954.00 |
| 5060-99-000-31659 | ANIMAL SHELTER IMPOUND FEES | 0 | 0.00 | 0.00 | 1,542.00 | 1,542.00 |
| 5060-99-000-31710 | ANIMAL SHELTER DONATIONS | 0 | 0.00 | 100.00 | 2,175.88 | 2,175.88 |
| 5060-99-000-31940 | ANIMAL SHELTER GRANT REVENUE | 0 | 0.00 | 0.00 | 60,000.00 | 60,000.00 |
| | Revenue Total: | 0 | 0.00 | 100.00 | 65,671.88 | 65,671.88 |
| 5060-00-000-39998 | TRANSFER IN | 0 | 0.00 | 260,318.00 | 260,318.00 | 260,318.00 |
| | Fund: 5060 - SC ANIMAL SHELTER SERVICES Total: | 0 | 0.00 | 260,418.00 | 325,989.88 | 325,989.88 |
| Fund: 5100 - COMMUNITY SERVICES - GRANTS | | | | | | |
| Revenue | | | | | | |
| 5100-99-000-30010 | ACCTS RECV - PREV FISCAL YEAR | 0 | 0.00 | 0.00 | 15,333.32 | 15,333.32 |
| | Revenue Total: | 0 | 0.00 | 0.00 | 15,333.32 | 15,333.32 |
| | Fund: 5100 - COMMUNITY SERVICES - GRANTS Total: | 0 | 0.00 | 0.00 | 15,333.32 | 15,333.32 |
| Fund: 5250 - SENIOR SUPPORT PROGRAM | | | | | | |
| Revenue | | | | | | |
| 5250-99-000-31760 | REFUNDS AND REIMBURSEMENTS | 0 | 0.00 | 0.00 | -48.60 | -48.60 |
| 5250-99-000-31880 | SALE OF COUNTY PROPERTY | 0 | 0.00 | 0.00 | 19,249.74 | 19,249.74 |
| | Revenue Total: | 0 | 0.00 | 0.00 | 19,201.14 | 19,201.14 |
| 5250-00-000-39998 | TRANSFER IN | 0 | 0.00 | 1,221,143.00 | 1,221,143.00 | 1,221,143.00 |
| | Fund: 5250 - SENIOR SUPPORT PROGRAM Total: | 0 | 0.00 | 1,221,143.00 | 1,240,344.14 | 1,240,344.14 |
| Fund: 5260 - SENIOR CITIZENS | | | | | | |
| Revenue | | | | | | |
| 5260-99-000-30010 | ACCTS RECV-PREV FISCAL YR | 0 | 0.00 | 0.00 | 204,801.73 | 204,801.73 |
| 5260-99-000-31760 | REFUNDS AND REIMBURSEMENTS | 0 | 0.00 | 0.00 | -14.54 | -14.54 |
| 5260-99-000-31941 | SR CITIZENS HOME DELIVERED-PI - N | 0 | 0.00 | 6,007.00 | 35,985.87 | 35,985.87 |
| 5260-99-000-31942 | HOMEMAKER SERVICES-Program Inc | 0 | 0.00 | 339.15 | 878.80 | 878.80 |
| 5260-99-000-31944 | SR CITIZENS TRANSPORTATION-PI - I | 0 | 0.00 | 341.00 | 2,156.00 | 2,156.00 |
| 5260-99-000-31945 | SR CITIZENS CONGREGATE-PI - Misc. | 0 | 0.00 | 4,770.09 | 34,451.04 | 34,451.04 |
| 5260-99-000-31946 | III-E RESPITE-PI - Misc | 0 | 0.00 | 0.00 | 51.31 | 51.31 |
| 5260-99-000-34060 | NM GROWN PRODUCE-STATE GRAN | 0 | 0.00 | 10,462.81 | 10,462.81 | 10,462.81 |
| 5260-99-000-34310 | SR EMPLOYMENT - TITLE 5 - State | 0 | 0.00 | 8,784.24 | 16,684.01 | 16,684.01 |
| 5260-99-000-34313 | SR CITIZENS STATE HB2-CONG | 0 | 0.00 | 30,389.42 | 58,216.94 | 58,216.94 |
| 5260-99-000-34314 | SR CITIZENS STATE HB2-HD | 0 | 0.00 | 50,219.55 | 109,745.35 | 109,745.35 |
| 5260-99-000-34315 | SR CITIZENS STATE HB2-TRANSP | 0 | 0.00 | 10,832.32 | 27,174.23 | 27,174.23 |
| 5260-99-000-34316 | SR CITIZENS STATE HB2-HM | 0 | 0.00 | 7,602.52 | 52,198.90 | 52,198.90 |
| 5260-99-000-34317 | SR CITIZENS STATE HB2-RESPITE | 0 | 0.00 | 2,535.32 | 6,389.33 | 6,389.33 |
| 5260-99-000-34318 | SR CITIZENS STATE HB2-CM | 0 | 0.00 | 553.00 | 1,505.05 | 1,505.05 |
| 5260-99-000-35302 | SENIOR CITIZENS FED-III-B | 0 | 0.00 | 5,812.46 | 14,581.28 | 14,581.28 |
| 5260-99-000-35304 | SENIORS FEDERAL IIIE | 0 | 0.00 | 2,273.04 | 5,728.35 | 5,728.35 |
| 5260-99-000-35306 | SENIOR CITIZENS FED-C-I | 0 | 0.00 | 27,958.27 | 53,559.60 | 53,559.60 |
| 5260-99-000-35308 | SENIOR CITIZENS FED-C-2 | 0 | 0.00 | 12,382.91 | 27,060.51 | 27,060.51 |
| 5260-99-000-35310 | NSIP-FEDERAL | 0 | 0.00 | 41,441.90 | 60,503.13 | 60,503.13 |
| 5260-99-000-35311 | TITLE IIIB CASE MANAGEMENT - Fed | 0 | 0.00 | 4,669.78 | 12,139.55 | 12,139.55 |
| 5260-99-000-35312 | TITLE IIIB - HOMEMAKER-Federal | 0 | 0.00 | 2,012.42 | 13,817.36 | 13,817.36 |
| | Revenue Total: | 0 | 0.00 | 229,387.20 | 748,076.61 | 748,076.61 |
| 5260-00-000-39998 | TRANSFER IN | 0 | 0.00 | 77,334.23 | 77,334.23 | 77,334.23 |
| | Fund: 5260 - SENIOR CITIZENS Total: | 0 | 0.00 | 306,721.43 | 825,410.84 | 825,410.84 |
| Fund: 5270 - SENIOR ANCILLARY | | | | | | |
| Revenue | | | | | | |
| 5270-99-000-30010 | SENIOR CITIZENS PRIOR-YR REV | 0 | 0.00 | 0.00 | 63,277.09 | 63,277.09 |
| 5270-99-000-34304 | SENIOR COMPANION PROGRAM-Sta | 0 | 0.00 | 2,919.51 | 8,388.96 | 8,388.96 |
| 5270-99-000-34306 | SENIOR CITIZENS RSVP PROG-State | 0 | 0.00 | 4,849.88 | 16,547.99 | 16,547.99 |

Detail of Receipts

For Fiscal: 2023-2024 Period Ending: 12/31/2023

| | | Original Total Budget | Current Total Budget | Period Activity | Fiscal Activity | Variance Favorable (Unfavorable) |
|--|--|--------------------------|-------------------------|--------------------|--------------------|--|
| 5270-99-000-34312 | FOSTER GRANDPARENT PROGRAM-S | 0 | 0.00 | 789.08 | 3,320.74 | 3,320.74 |
| | Revenue Total: | 0 | 0.00 | 8,558.47 | 91,534.78 | 91,534.78 |
| 5270-00-000-39998 | TRANSFER IN | 0 | 0.00 | 109,850.00 | 109,850.00 | 109,850.00 |
| | Fund: 5270 - SENIOR ANCILLARY Total: | 0 | 0.00 | 118,408.47 | 201,384.78 | 201,384.78 |
| Fund: 6011 - ECONOMIC DEVELOPMENT GRANT ACCOUNT | | | | | | |
| Revenue | | | | | | |
| 6011-99-000-31200 | LEDA / GRT REVENUES | 0 | 0.00 | 161,039.12 | 848,864.44 | 848,864.44 |
| 6011-99-000-31768 | LEDA/GEOBRUGG | 0 | 0.00 | 500,000.00 | 500,000.00 | 500,000.00 |
| 6011-99-000-31769 | AKINS - LEDA LOAN REPAYMENT | 0 | 0.00 | 60,465.38 | 60,465.38 | 60,465.38 |
| | Revenue Total: | 0 | 0.00 | 721,504.50 | 1,409,329.82 | 1,409,329.82 |
| | Fund: 6011 - ECONOMIC DEVELOPMENT GRANT ACCOUNT Total: | 0 | 0.00 | 721,504.50 | 1,409,329.82 | 1,409,329.82 |
| Fund: 6020 - EL ZOCALO | | | | | | |
| Revenue | | | | | | |
| 6020-99-000-31640 | RENTAL | 0 | 0.00 | 6,586.59 | 36,118.12 | 36,118.12 |
| 6020-99-000-31642 | EVENTS - DAMAGE DEPOSIT | 0 | 0.00 | 500.00 | 5,000.00 | 5,000.00 |
| 6020-99-000-31644 | EVENTS - SECURITY DEPOSIT | 0 | 0.00 | 0.00 | 6,834.00 | 6,834.00 |
| 6020-99-000-31645 | EVENTS - SETUP FEE | 0 | 0.00 | 0.00 | 4,780.00 | 4,780.00 |
| | Revenue Total: | 0 | 0.00 | 7,086.59 | 52,732.12 | 52,732.12 |
| | Fund: 6020 - EL ZOCALO Total: | 0 | 0.00 | 7,086.59 | 52,732.12 | 52,732.12 |
| Fund: 6030 - COUNTY FAIRGROUNDS MANAGEMENT | | | | | | |
| Revenue | | | | | | |
| 6030-99-000-31640 | RENTAL | 0 | 0.00 | 860.00 | 17,909.00 | 17,909.00 |
| | Revenue Total: | 0 | 0.00 | 860.00 | 17,909.00 | 17,909.00 |
| | Fund: 6030 - COUNTY FAIRGROUNDS MANAGEMENT Total: | 0 | 0.00 | 860.00 | 17,909.00 | 17,909.00 |
| Fund: 6090 - COUNTY BUSINESS DEVELOPMENT | | | | | | |
| Revenue | | | | | | |
| 6090-00-000-31938 | PARTNERSHIP REVENUE | 0 | 0.00 | 11,000.00 | 12,000.00 | 12,000.00 |
| | Revenue Total: | 0 | 0.00 | 11,000.00 | 12,000.00 | 12,000.00 |
| | Fund: 6090 - COUNTY BUSINESS DEVELOPMENT Total: | 0 | 0.00 | 11,000.00 | 12,000.00 | 12,000.00 |
| Fund: 6110 - LODGERS TAX | | | | | | |
| Revenue | | | | | | |
| 6110-99-000-32000 | LODGER'S TAX | 0 | 0.00 | 875.45 | 9,315.06 | 9,315.06 |
| | Revenue Total: | 0 | 0.00 | 875.45 | 9,315.06 | 9,315.06 |
| | Fund: 6110 - LODGERS TAX Total: | 0 | 0.00 | 875.45 | 9,315.06 | 9,315.06 |
| Fund: 6130 - CELL TOWER | | | | | | |
| Revenue | | | | | | |
| 6130-99-000-31802 | CELL TOWER HOLDING ACCT | 0 | 0.00 | 13,560.00 | 22,060.00 | 22,060.00 |
| | Revenue Total: | 0 | 0.00 | 13,560.00 | 22,060.00 | 22,060.00 |
| | Fund: 6130 - CELL TOWER Total: | 0 | 0.00 | 13,560.00 | 22,060.00 | 22,060.00 |
| Fund: 6140 - 2019 PUBLIC SAFETY COMMICICATIONS BOND | | | | | | |
| Revenue | | | | | | |
| 6140-99-000-32020 | INTEREST REVENUE | 0 | 0.00 | 2,428.23 | 15,424.13 | 15,424.13 |
| | Revenue Total: | 0 | 0.00 | 2,428.23 | 15,424.13 | 15,424.13 |
| | Fund: 6140 - 2019 PUBLIC SAFETY COMMICICATIONS BOND Total: | 0 | 0.00 | 2,428.23 | 15,424.13 | 15,424.13 |
| Fund: 6141 - 2019 PUBLIC SAFETY PROJECT BOND | | | | | | |
| Revenue | | | | | | |
| 6141-99-000-32020 | INTEREST REVENUE | 0 | 0.00 | 1,951.50 | 13,393.46 | 13,393.46 |
| | Revenue Total: | 0 | 0.00 | 1,951.50 | 13,393.46 | 13,393.46 |
| | Fund: 6141 - 2019 PUBLIC SAFETY PROJECT BOND Total: | 0 | 0.00 | 1,951.50 | 13,393.46 | 13,393.46 |
| Fund: 6500 - LEGISLATIVE FUNDING | | | | | | |
| Revenue | | | | | | |
| 6500-99-000-30010 | ACCTS RECV-PREV FISCAL YR | 0 | 0.00 | 0.00 | 1,648,843.67 | 1,648,843.67 |
| 6500-99-000-34341 | LEGISLATIVE FUNDING - PUBLIC WO | 0 | 0.00 | 0.00 | 1,219,648.99 | 1,219,648.99 |

Detail of Receipts

For Fiscal: 2023-2024 Period Ending: 12/31/2023

| | | Original Total Budget | Current Total Budget | Period Activity | Fiscal Activity | Variance Favorable (Unfavorable) |
|--|---|--------------------------|-------------------------|--------------------|---------------------|--|
| 6500-99-000-34347 | LEGISLATIVE - DETENTION CENTER | 0 | 0.00 | 259,013.22 | 453,365.96 | 453,365.96 |
| 6500-99-000-34349 | SHERIFFS RETENTION HB-68 | 0 | 0.00 | 0.00 | 150,000.00 | 150,000.00 |
| 6500-99-000-34355 | 23-ZH5048-77 LAW ENFORCEMENT | 0 | 0.00 | 0.00 | 300,000.00 | 300,000.00 |
| | Revenue Total: | 0 | 0.00 | 259,013.22 | 3,771,858.62 | 3,771,858.62 |
| | Fund: 6500 - LEGISLATIVE FUNDING Total: | 0 | 0.00 | 259,013.22 | 3,771,858.62 | 3,771,858.62 |
| Fund: 6502 - 2019 GO LIBRARY BOND | | | | | | |
| Revenue | | | | | | |
| 6502-99-000-32020 | INTEREST INCOME | 0 | 0.00 | 457.81 | 2,866.11 | 2,866.11 |
| | Revenue Total: | 0 | 0.00 | 457.81 | 2,866.11 | 2,866.11 |
| | Fund: 6502 - 2019 GO LIBRARY BOND Total: | 0 | 0.00 | 457.81 | 2,866.11 | 2,866.11 |
| Fund: 6504 - ECONOMIC DEVELOPMENT PROJECTS ACCOUNT | | | | | | |
| Revenue | | | | | | |
| 6504-99-000-31938 | PARTNERSHIP CONTRIBUTIONS | 0 | 0.00 | 0.00 | 60,000.00 | 60,000.00 |
| 6504-99-000-32020 | INTEREST REVENUE | 0 | 0.00 | 2,327.57 | 13,470.80 | 13,470.80 |
| | Revenue Total: | 0 | 0.00 | 2,327.57 | 73,470.80 | 73,470.80 |
| | Fund: 6504 - ECONOMIC DEVELOPMENT PROJECTS ACCOUNT Total: | 0 | 0.00 | 2,327.57 | 73,470.80 | 73,470.80 |
| Fund: 6505 - ECONOMIC DEVELOPMENT INCENTIVE ACCOUNT | | | | | | |
| Revenue | | | | | | |
| 6505-99-000-32020 | INTEREST REVENUE | 0 | 0.00 | 23,511.21 | 96,766.87 | 96,766.87 |
| 6505-00-000-39998 | TRANSFER IN | 0 | 0.00 | 0.00 | 50,000.00 | 50,000.00 |
| | Revenue Total: | 0 | 0.00 | 23,511.21 | 96,766.87 | 96,766.87 |
| | Fund: 6505 - ECONOMIC DEVELOPMENT INCENTIVE ACCOUNT Total: | 0 | 0.00 | 23,511.21 | 146,766.87 | 146,766.87 |
| Fund: 6507 - 2021 LIBRARY GO BOND | | | | | | |
| Revenue | | | | | | |
| 6507-99-000-32020 | INTEREST INCOME | 0 | 0.00 | 4,119.14 | 24,454.27 | 24,454.27 |
| | Revenue Total: | 0 | 0.00 | 4,119.14 | 24,454.27 | 24,454.27 |
| | Fund: 6507 - 2021 LIBRARY GO BOND Total: | 0 | 0.00 | 4,119.14 | 24,454.27 | 24,454.27 |
| Fund: 6508 - 2023 GO LIBRARY BONDS | | | | | | |
| Revenue | | | | | | |
| 6508-99-000-32020 | INTEREST INCOME | 0 | 0.00 | 6,514.53 | 35,163.17 | 35,163.17 |
| | Revenue Total: | 0 | 0.00 | 6,514.53 | 35,163.17 | 35,163.17 |
| | Fund: 6508 - 2023 GO LIBRARY BONDS Total: | 0 | 0.00 | 6,514.53 | 35,163.17 | 35,163.17 |
| Fund: 8102 - DEBT SERVICE | | | | | | |
| Revenue | | | | | | |
| 8102-99-000-32020 | INTEREST REVENUE | 0 | 0.00 | -13.51 | 4,700.27 | 4,700.27 |
| 8102-00-000-32222 | TRANS IN:2016 GRT REVENUE | 0 | 0.00 | 50,142.81 | 300,856.86 | 300,856.86 |
| 8102-00-000-32224 | TRANS IN:LANDFILL REVENUES | 0 | 0.00 | 77,443.47 | 464,660.82 | 464,660.82 |
| 8102-00-000-32232 | TRANS IN: GRT HOLDING | 0 | 0.00 | 211,944.84 | 419,147.56 | 419,147.56 |
| | Revenue Total: | 0 | 0.00 | -13.51 | 4,700.27 | 4,700.27 |
| | Fund: 8102 - DEBT SERVICE Total: | 0 | 0.00 | 339,517.61 | 1,189,365.51 | 1,189,365.51 |
| Fund: 8104 - GO DEBT SERVICE | | | | | | |
| Revenue | | | | | | |
| 8104-99-000-31020 | DEBT-CURR-YR-PROPERTY TAX | 0 | 0.00 | 510,235.26 | 591,034.81 | 591,034.81 |
| 8104-99-000-32020 | INTEREST INCOME | 0 | 0.00 | 986.66 | 13,120.53 | 13,120.53 |
| | Revenue Total: | 0 | 0.00 | 511,221.92 | 604,155.34 | 604,155.34 |
| | Fund: 8104 - GO DEBT SERVICE Total: | 0 | 0.00 | 511,221.92 | 604,155.34 | 604,155.34 |
| Fund: 8108 - LA CUEVA FIRE LOAN 2021-NMFA | | | | | | |
| Revenue | | | | | | |
| 8108-99-000-32020 | INTEREST | 0 | 0.00 | 1,724.67 | 10,793.25 | 10,793.25 |
| 8108-99-000-33070 | STATE FIRE ALLOTMENT | 0 | 0.00 | 0.00 | 45,820.00 | 45,820.00 |
| | Revenue Total: | 0 | 0.00 | 1,724.67 | 56,613.25 | 56,613.25 |
| | Fund: 8108 - LA CUEVA FIRE LOAN 2021-NMFA Total: | 0 | 0.00 | 1,724.67 | 56,613.25 | 56,613.25 |

Detail of Receipts

For Fiscal: 2023-2024 Period Ending: 12/31/2023

| | | Original Total Budget | Current Total Budget | Period Activity | Fiscal Activity | Variance Favorable (Unfavorable) |
|---|--|--------------------------|-------------------------|--------------------|--------------------|--|
| Fund: 8112 - NMFA RESERVE - LANDFILL PROJECT LOAN | | | | | | |
| Revenue | | | | | | |
| 8112-00-000-32020 | INTEREST INCOME | 0 | 0.00 | 1,304.17 | 8,184.94 | 8,184.94 |
| | Revenue Total: | 0 | 0.00 | 1,304.17 | 8,184.94 | 8,184.94 |
| | Fund: 8112 - NMFA RESERVE - LANDFILL PROJECT LOAN Total: | 0 | 0.00 | 1,304.17 | 8,184.94 | 8,184.94 |
| Fund: 8114 - SOUTH FIRE LOAN 2021 -NMFA | | | | | | |
| Revenue | | | | | | |
| 8114-99-000-32020 | INTEREST REVENUE | 0 | 0.00 | 119.94 | 553.06 | 553.06 |
| 8114-99-000-33070 | STATE FIRE ALLOTMENT | 0 | 0.00 | 0.00 | 26,773.00 | 26,773.00 |
| | Revenue Total: | 0 | 0.00 | 119.94 | 27,326.06 | 27,326.06 |
| | Fund: 8114 - SOUTH FIRE LOAN 2021 -NMFA Total: | 0 | 0.00 | 119.94 | 27,326.06 | 27,326.06 |
| Fund: 8116 - PONDEROSA FIRE LOAN 2021 - NMFA | | | | | | |
| Revenue | | | | | | |
| 8116-99-000-32020 | INTEREST INCOME | 0 | 0.00 | 119.72 | 564.57 | 564.57 |
| 8116-99-000-33070 | STATE FIRE ALLOTMENT | 0 | 0.00 | 0.00 | 25,977.00 | 25,977.00 |
| | Revenue Total: | 0 | 0.00 | 119.72 | 26,541.57 | 26,541.57 |
| | Fund: 8116 - PONDEROSA FIRE LOAN 2021 - NMFA Total: | 0 | 0.00 | 119.72 | 26,541.57 | 26,541.57 |
| Fund: 8132 - 2016 PILT REFUNDING RESERVE | | | | | | |
| Revenue | | | | | | |
| 8132-99-000-32020 | INTEREST INCOME | 0 | 0.00 | 1,578.99 | 7,721.82 | 7,721.82 |
| | Revenue Total: | 0 | 0.00 | 1,578.99 | 7,721.82 | 7,721.82 |
| | Fund: 8132 - 2016 PILT REFUNDING RESERVE Total: | 0 | 0.00 | 1,578.99 | 7,721.82 | 7,721.82 |
| Fund: 8136 - REFUNDING DETENTION CTR CUBA (AMI-KIDS) | | | | | | |
| Revenue | | | | | | |
| 8136-99-000-32020 | INTEREST INCOME | 0 | 0.00 | 798.00 | 4,041.76 | 4,041.76 |
| | Revenue Total: | 0 | 0.00 | 798.00 | 4,041.76 | 4,041.76 |
| 8136-00-000-39998 | TRANSFER IN-RENTAL INCOME | 0 | 0.00 | 15,236.24 | 91,417.44 | 91,417.44 |
| | Fund: 8136 - REFUNDING DETENTION CTR CUBA (AMI-KIDS) Total: | 0 | 0.00 | 16,034.24 | 95,459.20 | 95,459.20 |
| Fund: 8138 - CUBA CENTER LEASE | | | | | | |
| Revenue | | | | | | |
| 8138-99-000-32020 | INTEREST INCOME | 0 | 0.00 | 395.24 | 2,844.03 | 2,844.03 |
| | Revenue Total: | 0 | 0.00 | 395.24 | 2,844.03 | 2,844.03 |
| 8138-00-000-39998 | TRANSFER IN | 0 | 0.00 | 0.00 | 30,000.00 | 30,000.00 |
| 8138-00-000-39999 | TRANSFER OUT | 0 | 0.00 | -15,236.24 | -91,417.44 | -91,417.44 |
| | Fund: 8138 - CUBA CENTER LEASE Total: | 0 | 0.00 | -14,841.00 | -58,573.41 | -58,573.41 |
| Fund: 8142 - 2018 DETENTION LOAN - DEBT SERVICE | | | | | | |
| Revenue | | | | | | |
| 8142-99-000-32020 | INTEREST | 0 | 0.00 | 0.00 | -0.15 | -0.15 |
| | Revenue Total: | 0 | 0.00 | 0.00 | -0.15 | -0.15 |
| | Fund: 8142 - 2018 DETENTION LOAN - DEBT SERVICE Total: | 0 | 0.00 | 0.00 | -0.15 | -0.15 |
| Fund: 8143 - 2020 FIRE LOAN | | | | | | |
| Revenue | | | | | | |
| 8143-99-000-32020 | INTEREST | 0 | 0.00 | 0.47 | 1.53 | 1.53 |
| | Revenue Total: | 0 | 0.00 | 0.47 | 1.53 | 1.53 |
| 8143-00-000-39998 | TRANSFER IN | 0 | 0.00 | 22,926.30 | 137,557.80 | 137,557.80 |
| | Fund: 8143 - 2020 FIRE LOAN Total: | 0 | 0.00 | 22,926.77 | 137,559.33 | 137,559.33 |
| Fund: 8144 - 2020 RFND PILT BOND | | | | | | |
| Revenue | | | | | | |
| 8144-99-000-32020 | INTEREST REVENUE | 0 | 0.00 | 305.09 | 1,743.11 | 1,743.11 |
| | Revenue Total: | 0 | 0.00 | 305.09 | 1,743.11 | 1,743.11 |
| | Fund: 8144 - 2020 RFND PILT BOND Total: | 0 | 0.00 | 305.09 | 1,743.11 | 1,743.11 |

Detail of Receipts

For Fiscal: 2023-2024 Period Ending: 12/31/2023

| | | Original | Current | Period | Fiscal | Variance |
|--|-------------------------------|--------------|--------------|---------------|----------------|----------------------------|
| | | Total Budget | Total Budget | Activity | Activity | Favorable (Unfavorable) |
| Fund: 8150 - DISTRICT COURT LOAN FUND | | | | | | |
| Revenue | | | | | | |
| 8150-99-000-39998 | TRANSFER IN | 0 | 0.00 | 6,100,000.00 | 6,100,000.00 | 6,100,000.00 |
| Revenue Total: | | 0 | 0.00 | 6,100,000.00 | 6,100,000.00 | 6,100,000.00 |
| Fund: 8150 - DISTRICT COURT LOAN FUND Total: | | 0 | 0.00 | 6,100,000.00 | 6,100,000.00 | 6,100,000.00 |
| Fund: 8190 - TAX PAYMENT ACCOUNT | | | | | | |
| Revenue | | | | | | |
| 8190-99-000-31164 | DEPOSITS TO TAX PAYMENT ACCOU | 0 | 0.00 | 69,981,622.93 | 102,670,967.97 | 102,670,967.97 |
| Revenue Total: | | 0 | 0.00 | 69,981,622.93 | 102,670,967.97 | 102,670,967.97 |
| Fund: 8190 - TAX PAYMENT ACCOUNT Total: | | 0 | 0.00 | 69,981,622.93 | 102,670,967.97 | 102,670,967.97 |
| Fund: 8234 - 2013 LANDFILL PROJECT LOAN | | | | | | |
| Revenue | | | | | | |
| 8234-00-000-32020 | INTEREST INCOME | 0 | 0.00 | 526.54 | 3,082.49 | 3,082.49 |
| Revenue Total: | | 0 | 0.00 | 526.54 | 3,082.49 | 3,082.49 |
| Fund: 8234 - 2013 LANDFILL PROJECT LOAN Total: | | 0 | 0.00 | 526.54 | 3,082.49 | 3,082.49 |
| Fund: 8314 - CUBA CENTER MAINTENANCE ACCT | | | | | | |
| Revenue | | | | | | |
| 8314-00-000-32020 | INTEREST INCOME | 0 | 0.00 | 595.62 | 2,469.95 | 2,469.95 |
| Revenue Total: | | 0 | 0.00 | 595.62 | 2,469.95 | 2,469.95 |
| Fund: 8314 - CUBA CENTER MAINTENANCE ACCT Total: | | 0 | 0.00 | 595.62 | 2,469.95 | 2,469.95 |
| Fund: 8317 - INDIGENT LGIP ACCOUNT | | | | | | |
| Revenue | | | | | | |
| 8317-00-000-32020 | INTEREST INCOME | 0 | 0.00 | 8,592.25 | 50,939.09 | 50,939.09 |
| Revenue Total: | | 0 | 0.00 | 8,592.25 | 50,939.09 | 50,939.09 |
| Fund: 8317 - INDIGENT LGIP ACCOUNT Total: | | 0 | 0.00 | 8,592.25 | 50,939.09 | 50,939.09 |
| Fund: 8318 - NMB-T CASH MANAGEMENT ACCOUNT | | | | | | |
| Revenue | | | | | | |
| 8318-00-000-32020 | INTEREST INCOME | 0 | 0.00 | 512,093.08 | 1,351,840.99 | 1,351,840.99 |
| Revenue Total: | | 0 | 0.00 | 512,093.08 | 1,351,840.99 | 1,351,840.99 |
| 8318-99-000-39998 | TRANSFER IN | 0 | 0.00 | 0.00 | 152.68 | 152.68 |
| Fund: 8318 - NMB-T CASH MANAGEMENT ACCOUNT Total: | | 0 | 0.00 | 512,093.08 | 1,351,993.67 | 1,351,993.67 |
| Fund: 8319 - LGIP CASH MANAGEMENT ACCOUNT | | | | | | |
| Revenue | | | | | | |
| 8319-99-000-32020 | INTEREST INCOME | 0 | 0.00 | 4,764.23 | 28,244.68 | 28,244.68 |
| Revenue Total: | | 0 | 0.00 | 4,764.23 | 28,244.68 | 28,244.68 |
| 8319-00-000-39999 | TRANSFER OUT | 0 | 0.00 | 0.00 | -152.68 | -152.68 |
| Fund: 8319 - LGIP CASH MANAGEMENT ACCOUNT Total: | | 0 | 0.00 | 4,764.23 | 28,092.00 | 28,092.00 |
| Fund: 8390 - INMATE CUSTODIAL ACCOUNT | | | | | | |
| Revenue | | | | | | |
| 8390-99-000-31876 | INMATE CUSTODIAL DEPOSITS | 0 | 0.00 | 15,710.32 | 91,550.98 | 91,550.98 |
| Revenue Total: | | 0 | 0.00 | 15,710.32 | 91,550.98 | 91,550.98 |
| Fund: 8390 - INMATE CUSTODIAL ACCOUNT Total: | | 0 | 0.00 | 15,710.32 | 91,550.98 | 91,550.98 |
| Fund: 8997 - SELF-INSURED MEDICAL RESERVE | | | | | | |
| Revenue | | | | | | |
| 8997-00-000-39998 | TRANSFER IN | 0 | 0.00 | 0.00 | 78,000.00 | 78,000.00 |
| Revenue Total: | | 0 | 0.00 | 0.00 | 78,000.00 | 78,000.00 |
| Fund: 8997 - SELF-INSURED MEDICAL RESERVE Total: | | 0 | 0.00 | 0.00 | 78,000.00 | 78,000.00 |
| Fund: 8998 - SELF-INSURED MEDICAL INSURANCE | | | | | | |
| Revenue | | | | | | |
| 8998-99-000-30150 | INSURANCE PREMIUM | 0 | 0.00 | 368,977.00 | 2,009,056.55 | 2,009,056.55 |

Detail of Receipts

For Fiscal: 2023-2024 Period Ending: 12/31/2023

| | | Original | Current | Period | Fiscal | Variance |
|--|---|--------------|--------------|----------------------|-----------------------|----------------------------|
| | | Total Budget | Total Budget | Activity | Activity | Favorable (Unfavorable) |
| 8998-99-000-32020 | INTEREST EARNED | 0 | 0.00 | 6,224.53 | 27,334.24 | 27,334.24 |
| | Revenue Total: | 0 | 0.00 | 375,201.53 | 2,036,390.79 | 2,036,390.79 |
| 8998-00-000-39998 | TRANSFER IN | 0 | 0.00 | 0.00 | 598,428.61 | 598,428.61 |
| 8998-00-000-39999 | TRANSFER OUT | 0 | 0.00 | 0.00 | -78,000.00 | -78,000.00 |
| | Fund: 8998 - SELF-INSURED MEDICAL INSURANCE Total: | 0 | 0.00 | 375,201.53 | 2,556,819.40 | 2,556,819.40 |
| Fund: 8999 - ARCHIVE - EMPLOYEE INSURANCE | | | | | | |
| Revenue | | | | | | |
| 8999-99-000-30150 | INSURANCE PREMIUM | 0 | 0.00 | 52,457.73 | 488,447.61 | 488,447.61 |
| 8999-99-000-31760 | REFUNDS AND REIMBURSEMENTS | 0 | 0.00 | 0.00 | 329.41 | 329.41 |
| | Revenue Total: | 0 | 0.00 | 52,457.73 | 488,777.02 | 488,777.02 |
| 8999-99-000-39999 | TRANSFER OUT | 0 | 0.00 | 0.00 | -178,270.93 | -178,270.93 |
| | Fund: 8999 - ARCHIVE - EMPLOYEE INSURANCE Total: | 0 | 0.00 | 52,457.73 | 310,506.09 | 310,506.09 |
| Fund: 9110 - STATE OF NM - CYF | | | | | | |
| Revenue | | | | | | |
| 9110-99-000-30010 | ACCTS RECV-PREV FISCAL YR | 0 | 0.00 | 0.00 | 75.00 | 75.00 |
| 9110-99-000-31478 | CHILDREN TRUST - C.Y.F. | 0 | 0.00 | 450.00 | 4,815.00 | 4,815.00 |
| | Revenue Total: | 0 | 0.00 | 450.00 | 4,890.00 | 4,890.00 |
| | Fund: 9110 - STATE OF NM - CYF Total: | 0 | 0.00 | 450.00 | 4,890.00 | 4,890.00 |
| Fund: 9120 - RIO METRO TRANSIT | | | | | | |
| Revenue | | | | | | |
| 9120-99-000-31200 | GROSS RECEIPTS | 0 | 0.00 | 432,602.10 | 2,462,405.84 | 2,462,405.84 |
| 9120-99-000-31211 | GRT - CMP COMPENSATING TAX | 0 | 0.00 | 6,178.74 | 32,487.42 | 32,487.42 |
| | Revenue Total: | 0 | 0.00 | 438,780.84 | 2,494,893.26 | 2,494,893.26 |
| | Fund: 9120 - RIO METRO TRANSIT Total: | 0 | 0.00 | 438,780.84 | 2,494,893.26 | 2,494,893.26 |
| Fund: 9130 - INTEL - LEDA GRT | | | | | | |
| Revenue | | | | | | |
| 9130-99-000-31200 | GROSS RECEIPTS | 0 | 0.00 | 2,717,763.65 | 13,761,791.26 | 13,761,791.26 |
| | Revenue Total: | 0 | 0.00 | 2,717,763.65 | 13,761,791.26 | 13,761,791.26 |
| | Fund: 9130 - INTEL - LEDA GRT Total: | 0 | 0.00 | 2,717,763.65 | 13,761,791.26 | 13,761,791.26 |
| Fund: 9950 - FLEX PAYMENT ACCOUNT (NON COUNTY ACCT) | | | | | | |
| Revenue | | | | | | |
| 9950-00-000-31760 | REFUNDS AND REIMBURSEMENTS | 0 | 0.00 | 0.00 | 1,355.33 | 1,355.33 |
| 9950-00-000-35500 | EMPLOYEE CONTRIBUTIONS | 0 | 0.00 | 10,470.86 | 62,930.13 | 62,930.13 |
| | Revenue Total: | 0 | 0.00 | 10,470.86 | 64,285.46 | 64,285.46 |
| | Fund: 9950 - FLEX PAYMENT ACCOUNT (NON COUNTY ACCT) Total: | 0 | 0.00 | 10,470.86 | 64,285.46 | 64,285.46 |
| | Report Total: | 0 | 0.00 | 90,210,577.13 | 171,704,611.26 | 171,704,611.26 |

**FINANCIAL REPORT OF THE COUNTY TREASURER
TAX SCHEDULE MAINTENANCE REPORT
AS OF DECEMBER 31, 2023**

111th FY
SANDOVAL COUNTY

| TAX YEAR | TOTAL TAXES CHARGED TO TREASURER | TOTAL NET ADJUSTMENTS TO DATE | NET TAXES CHARGED TO TREASURER | TAXES COLLECTED THIS MONTH | TAXES COLLECTED TO DATE | TAXES UNCOLLECTED TO DATE | PERCENTAGE COLLECTED |
|-----------|----------------------------------|-------------------------------|--------------------------------|----------------------------|-------------------------|---------------------------|----------------------|
| 2014 | \$115,146,019.09 | \$792,317.98 | \$115,938,337.07 | \$3,420.90 | \$115,682,495.89 | \$255,841.18 | 99.78% |
| 2015 | \$118,878,983.27 | \$214,879.20 | \$119,093,862.47 | \$1,457.08 | \$118,799,935.93 | \$293,926.54 | 99.75% |
| 2016 | \$124,297,473.78 | \$227,821.82 | \$124,525,295.60 | \$1,570.67 | \$124,193,528.41 | \$331,767.19 | 99.73% |
| 2017 | \$114,824,481.20 | (\$269,375.33) | \$114,555,105.87 | \$3,115.36 | \$114,165,016.14 | \$390,089.73 | 99.66% |
| 2018 | \$119,830,398.58 | (\$17,257.64) | \$119,813,140.94 | \$3,198.50 | \$119,451,266.64 | \$361,874.30 | 99.70% |
| 2019 | \$131,633,005.04 * | \$106,294.74 | \$131,739,299.78 | \$7,599.76 | \$131,271,290.14 | \$468,009.64 | 99.64% |
| 2020 | \$140,379,269.41 | (\$5,552,345.84) | \$134,826,923.57 | \$34,408.14 | \$134,261,619.73 | \$565,303.84 | 99.58% |
| 2021 | \$144,700,035.14 | (\$383,254.88) | \$144,316,780.26 | \$111,998.30 | \$143,331,743.25 | \$985,037.01 | 99.32% |
| 2022 | \$157,899,455.81 | (\$14,254.14) | \$157,885,201.67 | \$622,202.53 | \$155,462,720.75 | \$2,422,480.92 | 98.47% |
| Sub Total | \$1,167,589,121.32 | -\$4,895,174.09 | \$1,162,693,947.23 | \$788,971.24 | \$1,156,619,616.88 | \$6,074,330.35 | 99.48% |
| 2023 | \$172,043,171.72 | (\$515,142.94) | \$171,528,028.78 | \$68,916,710.97 | \$98,909,728.27 | \$72,618,300.51 | 57.66% |
| TOTALS | \$1,339,632,293.04 | -\$5,410,317.03 | \$1,334,221,976.01 | \$69,705,682.21 | \$1,255,529,345.15 | \$78,692,630.86 | 94.10% |

* Due to the passage of HB 407, the Assessor's Office was required to send a tax roll change after the October 1 deadline to reflect the new hospital bond. STO reflected the \$7,001,710.55 in "Total Taxes Charged to the Treasurer".

FINANCIAL REPORT OF THE COUNTY TREASURER
STATEMENT OF DEBT
FOR THE MONTH OF DECEMBER 2023

11th FY
SANDOVAL COUNTY

| PURPOSE | DATE OF ISSUE | RATE OR AVERAGE RATE | ORIGINAL AMOUNT OF ISSUE | REDEEMED THIS MONTH | PRINCIPAL AMOUNT OUTSTANDING | TOTAL INTEREST REQUIRED | INTEREST PAID THIS MONTH | INTEREST PAID TO DATE | INTEREST OUTSTANDING |
|--|---------------|----------------------|--------------------------|---------------------|------------------------------|-------------------------|--------------------------|-----------------------|----------------------|
| GENERAL OBLIGATION / PROPERTY TAX BASED BONDS AND LOANS | | | | | | | | | |
| 2023 GO BONDS | 04-23 | 2.13% | 1,885,000 | 0.00 | 1,885,000 | 107,806.90 | 0.00 | 22,779.15 | 85,027.75 |
| 2021 GO BONDS | 02-21 | 0.31% | 1,975,000 | 0.00 | 1,200,000 | 21,233.20 | 0.00 | 14,692.20 | 6,541.00 |
| 2019 GO BONDS | 01-19 | 2.43% | 12,365,000 | 0.00 | 7,510,000 | 3,969,273.89 | 0.00 | 2,200,323.89 | 1,768,950.00 |
| 2015 GO BONDS | 05-15 | 2.00% | 5,250,000 | 0.00 | 1,710,000 | 1,300,586.67 | 0.00 | 1,112,386.67 | 188,200.00 |
| 2013 GO BONDS | 11-13 | 2.00% | 4,775,000 | 0.00 | 0 | 924,151.67 | 0.00 | 924,151.67 | 0.00 |
| | | TOTALS | 26,250,000.00 | 0.00 | 12,305,000.00 | 6,323,052.33 | 0.00 | 4,274,333.58 | 2,048,718.75 |
| REVENUE BONDS AND LOANS | | | | | | | | | |
| 2024 MAGISTRATE COURT LOAN | 12-23 | 3.03% | 19,000,000 | 0.00 | 19,000,000 | 2,045,334.17 | 0.00 | 0.00 | 2,045,334.17 |
| 2024 DISTRICT COURT LOAN | 12-23 | 3.85% | 18,000,000 | 0.00 | 18,000,000 | 11,370,836.41 | 0.00 | 0.00 | 11,370,836.41 |
| 2021 PW & CAPITAL IMPROVEMENT LOAN | 9-21 | 1.775% | 4,000,000 | 38,992.62 | 3,883,387 | 441,685.00 | 5,778.33 | 70,427.53 | 371,257.47 |
| 2020 FIRE LOAN - GRT | 12-20 | 1.88% | 2,500,000 | 0.00 | 1,858,787 | 251,156.00 | 0.00 | 115,355.40 | 135,800.60 |
| 2020 PILT REFUNDING LOAN -NMFA | 09-20 | 0.62% | 1,580,000 | 0.00 | 1,160,000 | 52,424.50 | 0.00 | 23,605.00 | 28,819.50 |
| 2020 DETENTION REFUNDING LOAN - CUBA | 07-20 | 2.50% | 2,830,076 | 0.00 | 2,492,313 | 784,460.46 | 0.00 | 197,824.12 | 586,636.34 |
| 2016 PILT REFUNDING LOAN | 12-16 | 1.44% | 6,080,000 | 615,000.00 | 1,915,000 | 492,058.50 | 19,096.35 | 427,028.50 | 65,030.00 |
| 2016 GRT REVENUE | 10-16 | 2.60% | 6,845,000 | 0.00 | 4,535,000 | 2,267,228.10 | 0.00 | 1,525,887.40 | 741,340.70 |
| 2013 NMFA LANDFILL PROJECT LOAN | 11-13 | 2.10% | 7,040,000 | 0.00 | 2,445,000 | 2,754,917.50 | 0.00 | 2,568,382.50 | 186,535.00 |
| 2010 NMED RURAL INFRASTRUCTURE LOAN | 02-10 | 3.00% | 1,017,576 | 0.00 | 480,127 | 350,365.82 | 0.00 | 283,315.62 | 67,050.20 |
| | | TOTALS | 68,892,651.98 | 653,992.62 | 55,769,613.87 | 20,810,466.46 | 24,874.68 | 5,211,826.07 | 15,598,640.39 |
| NEW MEXICO FINANCE AUTHORITY LOANS FOR FIRE EQUIPMENT | | | | | | | | | |
| 2021 NMFA FIRE EQUIP LOAN (LA CUEVA) | 04-21 | 0.48% | 450,704 | 0.00 | 361,862.00 | 15,996.71 | 0.00 | 5,545.55 | 10,451.16 |
| 2021 NMFA FIRE EQUIP LOAN (SOUTH) | 04-21 | 0.25% | 240,000 | 0.00 | 215,634.00 | 843.83 | 0.00 | 567.43 | 276.40 |
| 2021 NMFA FIRE EQUIP LOAN (PONDEROSA) | 04-21 | 0.48% | 238,655 | 0.00 | 212,656.00 | 9,336.29 | 0.00 | 3,194.41 | 6,141.88 |
| | | TOTALS | 929,359.00 | 0.00 | 790,152.00 | 26,176.83 | 0.00 | 9,307.39 | 16,869.44 |
| | | SUB TOTAL | 96,072,010.98 | 653,992.62 | 68,864,765.87 | 27,159,695.62 | 24,874.68 | 9,495,467.04 | 17,664,228.58 |
| * Paid in Full 2/21/23 | | | | | | | | | |
| CAPITAL LEASE PAYABLE | | | | | | | | | |
| 2017 B ENERGY EFFICIENCY PROJECTS LEASE | 11-07 | 3.19% | 6,550,526 | 0.00 | 5,525,445.34 | 2,612,859.91 | 0.00 | 1,166,919.34 | 1,445,940.57 |
| | | GRAND TOTAL | 102,622,536.98 | 653,992.62 | 74,390,211.21 | 29,772,555.53 | 24,874.68 | 10,662,386.38 | 19,110,169.15 |

**DECEMBER 2023
INVESTMENT ACCOUNTS SUMMARY**

ZION'S BANK & LGIP- JULY 1, 2023 THROUGH JUNE 30, 2024

| ALL ACCOUNTS | TOTAL OF LGIPS | TOTAL OF ZIONS INVESTMENTS | TOTAL OF CDS | TOTAL OF INVESTMENT PORTFOLIO |
|--|------------------------|----------------------------|----------------------|-------------------------------|
| Beginning Value | YEAR TO DATE | YEAR TO DATE | YEAR TO DATE | YEAR TO DATE |
| as of July 1, 2023 | \$ 3,015,980.68 | \$ 53,453,036.02 | \$ 508,682.00 | \$ 56,977,698.70 |
| Cash/Security Transfers | \$ - | \$ - | \$ - | \$ - |
| Contributions | \$ - | \$ - | \$ - | \$ - |
| Income | \$ 81,144.91 | \$ 417,005.31 | \$ 8,849.82 | \$ 507,000.04 |
| Fees | \$ (764.22) | \$ (30,184.96) | | \$ (30,949.18) |
| Withdrawals | \$ - | \$ (4,000,000.00) | | \$ (4,000,000.00) |
| Change in account value | \$ - | \$ 1,156,554.02 | | \$ 1,156,554.02 |
| Market Values as of December 31, 2023 | \$ 3,096,361.37 | \$ 50,996,410.39 | \$ 517,531.82 | \$ 54,610,303.58 |
| Total of Investment Accounts | \$ 3,096,361.37 | \$ 50,996,410.39 | \$ 517,531.82 | \$ 54,610,303.58 |

Investments held at LGIP

| ALL ACCOUNTS | CASH MANAGEMENT LGIP | HCAP FUND LGIP | ECONOMIC DEVELOPMENT INCENTIVE FUND LGIP |
|--|------------------------|------------------------|--|
| Beginning Value | YEAR TO DATE | YEAR TO DATE | MONTHLY |
| as of July 1, 2023 | \$ 1,059,774.39 | \$ 1,911,296.19 | \$ 44,910.10 |
| Cash/Security Transfers | | | |
| Contributions | | | |
| Income | \$ 28,513.22 | \$ 51,423.38 | \$ 1,208.31 |
| Fees | \$ (268.54) | \$ (484.29) | \$ (11.39) |
| Withdrawals | | | |
| Change in account value | \$ - | | |
| Market Values as of December 31, 2023 | \$ 1,088,019.07 | \$ 1,962,235.28 | \$ 46,107.02 |

CDS Held a NMBT

| Cash Management CD |
|--------------------|
| \$ 508,682.00 |
| |
| \$ 8,849.82 |
| |
| \$ 517,531.82 |

Investments held at Zions

| ALL ACCOUNTS | CASH MANAGEMENT FUND | ECONOMIC DEVELOPMENT INCENTIVE FUND | CUBA CENTER MAINT | CASH MATCH FUND (SHORT TERM INVESTMENTS) |
|--|-------------------------|-------------------------------------|---------------------|--|
| Beginning Value | YEAR TO DATE | YEAR TO DATE | YEAR TO DATE | YEAR TO DATE |
| as of July 1, 2023 | \$ 46,264,351.76 | \$ 3,535,693.34 | \$ 90,065.59 | \$ 3,562,925.33 |
| Cash/Security Transfers | | | | |
| Contributions | | | | |
| Income | \$ 282,642.06 | \$ 40,840.46 | \$ 1,226.23 | \$ 92,296.56 |
| Fees | \$ (30,184.96) | | | |
| Withdrawals | \$ (4,000,000.00) | | | |
| Change in account value | \$ 1,099,383.89 | \$ 55,926.41 | \$ 1,243.72 | |
| Market Values as of December 31, 2023 | \$ 43,616,192.75 | \$ 3,632,460.21 | \$ 92,535.54 | \$ 3,655,221.89 |

New Mexico State Treasurer's Office
Local Government Investment Pool (LGIP)

Statement of Account

SANDOVAL COUNTY TREASURER
JENNIFER A TAYLOR
ECONOMIC DEVELOPMENT INCENTIVE A
PO BOX 40
BERNALILLO, NM 87004

----- Account Period -----
12/01/2023 through 12/31/2023

Account Name: ECONOMIC DEVELOPMENT INCENTIVE
Account Number:
Account Type: LGIP FUND (Pool-4101)

Net Current Yield: 0.0000

Management Fee Rate: 0.0500

| | | | |
|------------------------|-----------|------------------------|-----------|
| Current Gross Earnings | 0 | Beginning Balance | 45,905.13 |
| Current Management Fee | (1.96) | Deposits | 0.00 |
| Current Net Earnings* | (1.96) | Withdrawals | (0.00) |
| Average Daily Balance | 46,100.51 | Prior Month's Earnings | 201.89 |
| | | Ending Balance | 46,107.02 |

| DATE | ACTIVITY | AMOUNT | BALANCE |
|------------|-------------------|--------|-----------|
| 12/01/2023 | Beginning Balance | | 45,905.13 |
| 12/01/2023 | Reinvestment | 201.89 | 46,107.02 |
| 12/31/2023 | Ending Balance | | 46,107.02 |

*Current Net Earnings credited 1st business day of the following month.

New Mexico Local Government Investment Pool (LGIP) deposits are not guaranteed or insured by any bank, the State of New Mexico, the Federal Deposit Insurance Corporation, the Federal Reserve Board, or any other agency. New Mexico LGIP deposits are subject to investment risks. Yield and total return may fluctuate and are not guaranteed.

New Mexico State Treasurer's Office
Local Government Investment Pool (LGIP)

Statement of Account

SANDOVAL COUNTY TREASURER
JENNIFER A TAYLOR
SANDOVAL COUNTY TREASURER
PO BOX 40
BERNALILLO, NM 87004

----- Account Period -----
12/01/2023 through 12/31/2023

Account Name: HCAP
Account Number:
Account Type: LGIP FUND (Pool-4101)

Net Current Yield: 0.0000

Management Fee Rate: 0.0500

| | | | |
|------------------------|--------------|------------------------|--------------|
| Current Gross Earnings | 0 | Beginning Balance | 1,953,643.03 |
| Current Management Fee | (83.32) | Deposits | 0.00 |
| Current Net Earnings* | (83.32) | Withdrawals | (0.00) |
| Average Daily Balance | 1,961,958.11 | Prior Month's Earnings | 8,592.25 |
| | | Ending Balance | 1,962,235.28 |

| DATE | ACTIVITY | AMOUNT | BALANCE |
|------------|-------------------|----------|--------------|
| 12/01/2023 | Beginning Balance | | 1,953,643.03 |
| 12/01/2023 | Reinvestment | 8,592.25 | 1,962,235.28 |
| 12/31/2023 | Ending Balance | | 1,962,235.28 |

*Current Net Earnings credited 1st business day of the following month.

New Mexico Local Government Investment Pool (LGIP) deposits are not guaranteed or insured by any bank, the State of New Mexico, the Federal Deposit Insurance Corporation, the Federal Reserve Board, or any other agency. New Mexico LGIP deposits are subject to investment risks. Yield and total return may fluctuate and are not guaranteed.

New Mexico State Treasurer's Office
Local Government Investment Pool (LGIP)

Statement of Account

SANDOVAL COUNTY TREASURER
JENNIFER A TAYLOR
SANDOVAL COUNTY TREASURER
PO BOX 40
BERNALILLO, NM 87004

----- Account Period -----
12/01/2023 through 12/31/2023

Account Name: CASH MANAGEMENT
Account Number:
Account Type: LGIP FUND (Pool-4101)

Net Current Yield: 0.0000

Management Fee Rate: 0.0500

| | | | |
|------------------------|--------------|------------------------|--------------|
| Current Gross Earnings | 0 | Beginning Balance | 1,083,254.84 |
| Current Management Fee | (46.20) | Deposits | 0.00 |
| Current Net Earnings* | (46.20) | Withdrawals | (0.00) |
| Average Daily Balance | 1,087,865.39 | Prior Month's Earnings | 4,764.23 |
| | | Ending Balance | 1,088,019.07 |

| DATE | ACTIVITY | AMOUNT | BALANCE |
|------------|-------------------|----------|--------------|
| 12/01/2023 | Beginning Balance | | 1,083,254.84 |
| 12/01/2023 | Reinvestment | 4,764.23 | 1,088,019.07 |
| 12/31/2023 | Ending Balance | | 1,088,019.07 |

*Current Net Earnings credited 1st business day of the following month.

New Mexico Local Government Investment Pool (LGIP) deposits are not guaranteed or insured by any bank, the State of New Mexico, the Federal Deposit Insurance Corporation, the Federal Reserve Board, or any other agency. New Mexico LGIP deposits are subject to investment risks. Yield and total return may fluctuate and are not guaranteed.

December 01, 2023 through December 31, 2023

Account Name : Sandoval County - Cash Mgmt Custody

Portfolio Summary

| Portfolio Composition | Market Value | Percentage | Sources & Uses of Funds | | Amount |
|-------------------------------|--------------------|---------------------|--------------------------------------|--------------------|---------------------|
| Cash & Equivalents | \$ 73,641.49 | 0.17% | Total Portfolio Value | 12/01/2023 | \$ 47,104,099.67 |
| Fixed Income | \$ 43,542,551.26 | 99.83% | Cash & Asset Receipts | | \$ 0.00 |
| Uninvested Cash | \$ 0.00 | 0.00% | Cash & Asset Distributions | | \$ -4,000,780.00 |
| Total Portfolio Value | \$ 43,616,192.75 | 100.00% | Investment Earnings | | \$ 29,488.48 |
| | | | Investment Change | | \$ 483,384.60 |
| Estimated Annual Income | \$ 633,821.90 | | Total Portfolio Value | 12/31/2023 | \$ 43,616,192.75 |
| Investment Earnings | This Period | Year To Date | Gain / Losses On Transactions | This Period | Year To Date |
| Interest - Tax Free | \$ 0.00 | \$ 0.00 | Realized Gains | \$ 24,314.88 * | \$ 117,776.99 * |
| Interest - Taxable | \$ 25,650.63 | \$ 504,829.40 | Realized Losses | \$ 0.00 * | \$ -30,658.59 * |
| Dividends - Taxable | \$ 21,185.04 | \$ 72,795.95 | Total Portfolio Value | | \$ 43,616,192.75 |
| Other Income | \$ 0.00 | \$ 0.00 | Less : Tax Cost Basis | | \$ 44,045,297.15 |
| Net Accrued Interest Bot/Slid | \$ -17,347.19 | \$ -52,754.26 | | | |
| Total Investment Earnings | \$ 29,488.48 | \$ 524,871.09 | Unrealized Gains & Losses | | \$ -429,104.40 |

* Gain or Loss amount as shown may not reflect the amount to be used for income tax purposes .

December 01, 2023 through December 31, 2023

Account Name : Sandoval County - Cash Mgmt Custody

Account Holdings Report

Bond Maturity Analysis

| | Par | To Maturity Date Cost | Market | % Of Total | Par | To Call, Put Date Cost | Market | % Of Total |
|-------------|----------------------|--------------------------|----------------------|---------------|----------------------|---------------------------|----------------------|---------------|
| 0-12 mths | 10,828,000.00 | 10,640,929.65 | 10,624,251.01 | 24.40 | 10,828,000.00 | 10,640,929.65 | 10,624,251.01 | 24.40 |
| 1-2 yrs | 11,378,000.00 | 11,180,573.75 | 10,875,312.16 | 24.98 | 11,378,000.00 | 11,180,573.75 | 10,875,312.16 | 24.98 |
| 2-3 yrs | 11,008,000.00 | 10,316,780.83 | 10,175,660.68 | 23.37 | 11,008,000.00 | 10,316,780.83 | 10,175,660.68 | 23.37 |
| 3-4 yrs | 7,412,000.00 | 7,029,587.31 | 7,024,559.70 | 16.13 | 7,412,000.00 | 7,029,587.31 | 7,024,559.70 | 16.13 |
| 4-5 yrs | 5,035,000.00 | 4,803,784.12 | 4,842,767.71 | 11.12 | 5,035,000.00 | 4,803,784.12 | 4,842,767.71 | 11.12 |
| 5-6 yrs | 0.00 | 0.00 | 0.00 | 0.00 | 0.00 | 0.00 | 0.00 | 0.00 |
| 6-7 yrs | 0.00 | 0.00 | 0.00 | 0.00 | 0.00 | 0.00 | 0.00 | 0.00 |
| 7-8 yrs | 0.00 | 0.00 | 0.00 | 0.00 | 0.00 | 0.00 | 0.00 | 0.00 |
| 8-9 yrs | 0.00 | 0.00 | 0.00 | 0.00 | 0.00 | 0.00 | 0.00 | 0.00 |
| 9-10 yrs | 0.00 | 0.00 | 0.00 | 0.00 | 0.00 | 0.00 | 0.00 | 0.00 |
| 11-15 yrs | 0.00 | 0.00 | 0.00 | 0.00 | 0.00 | 0.00 | 0.00 | 0.00 |
| 16-20 yrs | 0.00 | 0.00 | 0.00 | 0.00 | 0.00 | 0.00 | 0.00 | 0.00 |
| over 20 yrs | 0.00 | 0.00 | 0.00 | 0.00 | 0.00 | 0.00 | 0.00 | 0.00 |
| | 45,661,000.00 | 43,971,655.66 | 43,542,551.26 | 100.00 | 45,661,000.00 | 43,971,655.66 | 43,542,551.26 | 100.00 |

Note: If No Put or Call Date exists; then Maturity Date is Utilized

December 01, 2023 through December 31, 2023

Account Name : Sandoval County - Cash Mgmt Custody

Account Holdings Report

Bond Rating Analysis

| S & P | Or | Moodys | Par | Cost | Market | % Of Total |
|--------------|----|--------------|----------------------|----------------------|----------------------|---------------|
| AAA | | Aaa | 43,894,000.00 | 42,303,837.73 | 41,896,657.43 | 96.22 |
| AA+ to AA- | | Aa1 to Aa3 | 0.00 | 0.00 | 0.00 | 0.00 |
| A+ to A- | | A1 to A3 | 0.00 | 0.00 | 0.00 | 0.00 |
| BBB+ to BBB- | | Baa1 to Baa3 | 0.00 | 0.00 | 0.00 | 0.00 |
| BB+ to BB- | | Ba1 to Ba3 | 0.00 | 0.00 | 0.00 | 0.00 |
| Below BB- | | Below Ba3 | 0.00 | 0.00 | 0.00 | 0.00 |
| NR | | NR | 1,767,000.00 | 1,667,817.93 | 1,645,893.83 | 3.78 |
| | | | 45,661,000.00 | 43,971,655.66 | 43,542,551.26 | 100.00 |

December 01, 2023 through December 31, 2023

Account Name : Sandoval County - Cash Mgmt Custody

Holdings

| Shares / PV | Asset Description Issue ID | | Cost | Price | Market Value | Unrealized Gain/Loss | Accrued Income |
|--|---|-------------------|---------------------|--------|---------------------|----------------------|------------------|
| <u>Money Market Funds - Taxable</u> | | | | | | | |
| 73,641.49 | Fed Govt Obli Fd Is GOIXX 60934N104 | | 73,641.49 | 1.00 | 73,641.49 | 0.00 | 9,312.68 |
| 73,641.49 | ** Sub Totals ** | | 73,641.49 | | 73,641.49 | 0.00 | 9,312.68 |
| <u>Corporate Bonds (30/360)</u> | | | | | | | |
| 1,000,000 | International Bk For Recon&D 459058JW4 | 1.375% 04/20/2028 | 904,254.00 | 89.70 | 897,007.40 | -7,246.60 | 2,688.55 |
| 1,000,000 | ** Sub Totals ** | | 904,254.00 | | 897,007.40 | -7,246.60 | 2,688.55 |
| <u>Government Agency Securities</u> | | | | | | | |
| 400,000 | Federal Farm Cr Bks 3133ELQ56 | 0.570% 07/02/2024 | 399,600.00 | 97.80 | 391,209.14 | -8,390.86 | 1,133.63 |
| 1,000,000 | Federal Natl Mtg Assn 3135G0V75 | 1.750% 07/02/2024 | 961,005.25 | 98.33 | 983,320.64 | 22,315.39 | 8,701.12 |
| 1,100,000 | Federal Natl Mtg Assn 3135G04Z3 | 0.500% 06/17/2025 | 1,105,335.00 | 94.38 | 1,038,181.79 | -67,153.21 | 199.72 |
| 1,000,000 | Federal Natl Mtg Assn 3135G05X7 | 0.375% 08/25/2025 | 999,041.00 | 93.51 | 935,103.27 | -63,937.73 | 1,309.36 |
| 3,500,000 | ** Sub Totals ** | | 3,464,981.25 | | 3,347,814.84 | -117,166.41 | 11,343.83 |
| <u>U.S. Obligations</u> | | | | | | | |
| 750,000 | Federal Farm Cr Bks 3133EPCW3 | 5.000% 03/10/2025 | 748,125.00 | 100.54 | 754,027.30 | 5,902.30 | 11,522.35 |
| 385,000 | Federal Farm Cr Bks 3133EPGT6 | 3.875% 04/26/2027 | 385,716.10 | 99.46 | 382,924.62 | -2,791.48 | 2,667.04 |
| 1,000,000 | Federal Home Loan Banks 3130ATUS4 | 4.250% 12/10/2027 | 1,023,890.00 | 101.08 | 1,010,810.15 | -13,079.85 | 2,374.30 |
| 1,000,000 | Federal Home Loan Banks 3130AECH1 | 3.375% 03/10/2028 | 975,300.00 | 98.05 | 980,513.90 | 5,213.90 | 10,370.11 |

Port Sum and Hold w Accruals - ACRZION

December 01, 2023 through December 31, 2023

Account Name : Sandoval County - Cash Mgmt Custody

Holdings

| Shares / PV | Asset Description Issue ID | | | Cost | Price | Market Value | Unrealized Gain/Loss | Accrued Income |
|------------------|---|--------|------------|---------------------|--------|---------------------|-------------------------|-------------------|
| 1,000,000 | Federal Home Loan Banks 3130AXQK7 | 4.750% | 12/08/2028 | 1,025,660.00 | 103.84 | 1,038,447.01 | 12,787.01 | 7,562.85 |
| 4,135,000 | ** Sub Totals ** | | | 4,158,691.10 | | 4,166,722.98 | 8,031.88 | 34,496.65 |
| | <u>U.S. Treasury Notes & Bonds</u> | | | | | | | |
| 955,000 | U S Treasury Notes 91282CBE0 | 0.125% | 01/15/2024 | 936,223.05 | 99.82 | 953,243.89 | 17,020.84 | 548.22 |
| 960,000 | U S Treasury Notes 91282CBM2 | 0.125% | 02/15/2024 | 939,877.35 | 99.38 | 954,040.04 | 14,162.69 | 450.00 |
| 967,000 | U S Treasury Notes 91282CBR1 | 0.250% | 03/15/2024 | 948,057.15 | 99.00 | 957,367.77 | 9,310.62 | 710.64 |
| 960,000 | U S Treasury Notes 91282CBV2 | 0.375% | 04/15/2024 | 942,139.85 | 98.63 | 946,800.00 | 4,660.15 | 757.38 |
| 11,000 | U S Treasury Notes 91282CEK3 | 2.500% | 04/30/2024 | 10,854.77 | 99.09 | 10,899.45 | 44.68 | 46.09 |
| 860,000 | U S Treasury Notes 91282CCC3 | 0.250% | 05/15/2024 | 840,250.00 | 98.20 | 844,546.88 | 4,296.88 | 271.70 |
| 812,000 | U S Treasury Notes 91282CCG4 | 0.250% | 06/15/2024 | 793,618.48 | 97.82 | 794,269.22 | 650.74 | 88.74 |
| 1,010,000 | U S Treasury Notes 91282CCT6 | 0.375% | 08/15/2024 | 992,514.06 | 97.13 | 981,041.40 | -11,472.66 | 1,420.31 |
| 11,000 | U S Treasury Notes 912828D56 | 2.375% | 08/15/2024 | 10,965.20 | 98.37 | 10,820.39 | -144.81 | 97.97 |
| 960,000 | U S Treasury Notes 91282CCX7 | 0.375% | 09/15/2024 | 935,850.78 | 96.84 | 929,700.00 | -6,150.78 | 1,058.24 |
| 12,000 | U S Treasury Notes 91282CDB4 | 0.625% | 10/15/2024 | 11,972.34 | 96.72 | 11,606.25 | -366.09 | 15.78 |
| 955,000 | U S Treasury Notes 912828YM6 | 1.500% | 10/31/2024 | 959,285.74 | 97.29 | 929,110.54 | -30,175.20 | 2,400.62 |

Port Sum and Hold w Accruals - ACRZION

December 01, 2023 through December 31, 2023

Account Name : Sandoval County - Cash Mgmt Custody

Holdings

| Shares / PV | Asset Description Issue ID | | | Cost | Price | Market Value | Unrealized Gain/Loss | Accrued Income |
|-------------|---------------------------------|--------|------------|------------|-------|-----------------|-------------------------|-------------------|
| 955,000 | U S Treasury Notes 912828YV6 | 1.500% | 11/30/2024 | 958,715.63 | 96.99 | 926,275.40 | -32,440.23 | 1,213.32 |
| 967,000 | U S Treasury Notes 912828YY0 | 1.750% | 12/31/2024 | 977,692.93 | 97.05 | 938,518.83 | -39,174.10 | 8,461.25 |
| 955,000 | U S Treasury Notes 912828Z52 | 1.375% | 01/31/2025 | 954,066.60 | 96.48 | 921,425.78 | -32,640.82 | 5,459.46 |
| 960,000 | U S Treasury Notes 912828ZC7 | 1.125% | 02/28/2025 | 950,664.85 | 96.07 | 922,237.50 | -28,427.35 | 3,619.78 |
| 977,000 | U S Treasury Notes 912828ZF0 | 0.500% | 03/31/2025 | 947,159.03 | 95.10 | 929,104.10 | -18,054.93 | 1,227.92 |
| 970,000 | U S Treasury Notes 912828ZL7 | 0.375% | 04/30/2025 | 934,505.86 | 94.65 | 918,089.85 | -16,416.01 | 609.58 |
| 480,000 | U S Treasury Notes 91282CEQ0 | 2.750% | 05/15/2025 | 474,206.25 | 97.64 | 468,693.75 | -5,512.50 | 1,668.13 |
| 12,000 | U S Treasury Notes 912828ZT0 | 0.250% | 05/31/2025 | 11,735.16 | 94.19 | 11,302.97 | -432.19 | 2.54 |
| 1,000,000 | U S Treasury Notes 912828Y79 | 2.875% | 07/31/2025 | 971,445.31 | 97.63 | 976,250.00 | 4,804.69 | 11,953.13 |
| 12,000 | U S Treasury Notes 91282CAM3 | 0.250% | 09/30/2025 | 11,674.69 | 93.15 | 11,177.81 | -496.88 | 7.54 |
| 250,000 | U S Treasury Notes 9128285C0 | 3.000% | 09/30/2025 | 246,005.86 | 97.71 | 244,287.11 | -1,718.75 | 1,885.25 |
| 970,000 | U S Treasury Notes 91282CAT8 | 0.250% | 10/31/2025 | 920,796.09 | 92.91 | 901,228.51 | -19,567.58 | 406.39 |
| 975,000 | U S Treasury Notes 91282CAZ4 | 0.375% | 11/30/2025 | 928,120.12 | 92.89 | 905,683.59 | -22,436.53 | 309.68 |
| 987,000 | U S Treasury Notes 91282CBC4 | 0.375% | 12/31/2025 | 938,345.82 | 92.70 | 914,941.29 | -23,404.53 | 1,850.63 |

Port Sum and Hold w Accruals - ACRZION

December 01, 2023 through December 31, 2023

Account Name : Sandoval County - Cash Mgmt Custody

Holdings

| Shares / PV | Asset Description Issue ID | | | Cost | Price | Market Value | Unrealized Gain/Loss | Accrued Income |
|-------------|---------------------------------|--------|------------|------------|-------|-----------------|-------------------------|-------------------|
| 775,000 | U S Treasury Notes 91282CBH3 | 0.375% | 01/31/2026 | 693,666.01 | 92.41 | 716,178.71 | 22,512.70 | 1,208.31 |
| 975,000 | U S Treasury Notes 91282CBQ3 | 0.500% | 02/28/2026 | 928,446.29 | 92.44 | 901,303.71 | -27,142.58 | 1,633.93 |
| 1,032,000 | U S Treasury Notes 91282CBT7 | 0.750% | 03/31/2026 | 932,925.47 | 92.81 | 957,784.69 | 24,859.22 | 1,945.57 |
| 970,000 | U S Treasury Notes 91282CBW0 | 0.750% | 04/30/2026 | 931,252.35 | 92.55 | 897,704.69 | -33,547.66 | 1,219.16 |
| 282,000 | U S Treasury Notes 91282CCF6 | 0.750% | 05/31/2026 | 254,045.63 | 92.34 | 260,409.38 | 6,363.75 | 179.14 |
| 970,000 | U S Treasury Notes 91282CCJ8 | 0.875% | 06/30/2026 | 934,058.20 | 92.51 | 897,325.78 | -36,732.42 | 4,243.75 |
| 1,025,000 | U S Treasury Notes 91282CCP4 | 0.625% | 07/31/2026 | 912,344.73 | 91.63 | 939,196.29 | 26,851.56 | 2,663.47 |
| 1,020,000 | U S Treasury Notes 91282CCW9 | 0.750% | 08/31/2026 | 975,259.57 | 91.72 | 935,571.09 | -39,688.48 | 2,564.01 |
| 937,000 | U S Treasury Notes 91282CCZ2 | 0.875% | 09/30/2026 | 894,500.83 | 91.89 | 861,015.16 | -33,485.67 | 2,060.89 |
| 1,015,000 | U S Treasury Notes 912828YQ7 | 1.625% | 10/31/2026 | 941,602.73 | 93.67 | 950,729.89 | 9,127.16 | 2,764.06 |
| 1,020,000 | U S Treasury Notes 91282CDK4 | 1.250% | 11/30/2026 | 980,333.20 | 92.50 | 943,500.00 | -36,833.20 | 1,079.92 |
| 857,000 | U S Treasury Notes 91282CDQ1 | 1.250% | 12/31/2026 | 812,675.16 | 92.35 | 791,452.89 | -21,222.27 | 5,356.25 |
| 270,000 | U S Treasury Notes 912828Z78 | 1.500% | 01/31/2027 | 246,564.84 | 92.87 | 250,751.95 | 4,187.11 | 1,683.83 |
| 505,000 | U S Treasury Note 912828V98 | 2.250% | 02/15/2027 | 484,130.47 | 94.98 | 479,651.37 | -4,479.10 | 4,260.94 |

Port Sum and Hold w Accruals - ACRZION

December 01, 2023 through December 31, 2023

Account Name : Sandoval County - Cash Mgmt Custody

Holdings

| Shares / PV | Asset Description Issue ID | | Cost | Price | Market Value | Unrealized Gain/Loss | Accrued Income | |
|----------------------|---|--------|------------|----------------------|--------------|----------------------|--------------------|-------------------|
| 255,000 | U S Treasury Notes 91282CEF4 | 2.500% | 03/31/2027 | 243,375.59 | 95.63 | 243,863.67 | 488.08 | 1,602.46 |
| 255,000 | U S Treasury Notes 91282CEN7 | 2.750% | 04/30/2027 | 246,055.08 | 96.25 | 245,437.50 | -617.58 | 1,175.17 |
| 260,000 | U S Treasury Notes 91282CET4 | 2.625% | 05/31/2027 | 249,193.75 | 95.77 | 249,010.94 | -182.81 | 578.07 |
| 1,050,000 | U S Treasury Notes 91282CEW7 | 3.250% | 06/30/2027 | 1,052,458.98 | 97.79 | 1,026,744.14 | -25,714.84 | 17,062.50 |
| 900,000 | U S Treasury Notes 2.75 91282CFB2 | 2.750% | 07/31/2027 | 853,839.84 | 96.05 | 864,492.19 | 10,652.35 | 10,290.08 |
| 800,000 | U S Treasury Notes 91282CAH4 | 0.500% | 08/31/2027 | 690,125.00 | 88.42 | 707,375.00 | 17,250.00 | 1,340.66 |
| 1,150,000 | U S Treasury Notes 1.00 91282CCR0 | 1.000% | 07/31/2028 | 994,660.16 | 88.04 | 1,012,449.21 | 17,789.05 | 4,781.25 |
| 885,000 | United States Treas Nts 91282CJA0 | 4.625% | 09/30/2028 | 903,909.96 | 103.32 | 914,350.19 | 10,440.23 | 10,288.73 |
| 36,151,000 | ** Sub Totals ** | | | 34,702,166.81 | | 34,358,960.76 | -343,206.05 | 126,522.44 |
| | <u>International Bonds</u> | | | | | | | |
| 875,000 | International Bk For Recon&D 459058JN4 | 0.750% | 11/24/2027 | 741,562.50 | 88.23 | 772,045.28 | 30,482.78 | 659.92 |
| 875,000 | ** Sub Totals ** | | | 741,562.50 | | 772,045.28 | 30,482.78 | 659.92 |
| 45,734,641.49 | ** Grand Totals ** | | | 44,045,297.15 | | 43,616,192.75 | -429,104.40 | 185,024.07 |

Cash Summary

| | |
|------------------------|------|
| <i>Principal Cash</i> | 0.00 |
| <i>Income Cash</i> | 0.00 |
| <i>Invested Income</i> | 0.00 |

December 01, 2023 through December 31, 2023

Account Name : Sandoval County - Cash Mgmt Custody

Purchase And Sale Summary

Assets Purchased

| Date | Shares Or Par Value | Description | | Cost Per Unit | Total Cost |
|------------|------------------------|-------------------------------|------------------|------------------|---------------------|
| 12/11/2023 | 1,000,000 | Federal Home Loan Banks | 4.7500% 12/08/28 | 102.566 | 1,025,660.00 |
| 12/11/2023 | 885,000 | United States Treas Nts | 4.6250% 09/30/28 | 102.137 | 903,909.96 |
| 12/15/2023 | 1,150,000 | U S Treasury Notes | 1.0000% 07/31/28 | 86.492 | 994,660.16 |
| | | <i>Total Assets Purchased</i> | | | 2,924,230.12 |

December 01, 2023 through December 31, 2023

Account Name : Sandoval County - Cash Mgmt Custody

Purchase And Sale Summary

| Date | Shares Or Par Value | Description | Assets Sold | | Tax Cost | Realized Gain/(Loss) |
|------------|------------------------|-------------------------------------|-------------|--------------|-------------|-------------------------|
| | | | | Proceeds | | |
| 12/15/2023 | 1,017,000 | U S Treasury Notes 0.1250% 12/15/23 | | 1,017,000.00 | 992,685.12 | 24,314.88 |
| | | <i>Total Assets Sold</i> | | 1,017,000.00 | 992,685.12 | 24,314.88 |

The Realized Gain(Loss) figures above do not include capital gains distributions from common or mutual funds.

**** - No Tax Cost Associated with this Asset*

December 01, 2023 through December 31, 2023

Account Name : Sandoval Cnty - Economic Dev Custody

Portfolio Summary

| Portfolio Composition | Market Value | Percentage | Sources & Uses of Funds | | Amount |
|------------------------------|--------------------|---------------------|--------------------------------------|--------------------|---------------------|
| Cash & Equivalents | \$ 1,071,582.12 | 29.50% | Total Portfolio Value | 12/01/2023 | \$ 3,608,949.00 |
| Fixed Income | \$ 2,560,878.09 | 70.50% | Cash & Asset Receipts | | \$ 0.00 |
| Uninvested Cash | \$ 0.00 | 0.00% | Cash & Asset Distributions | | \$ 0.00 |
| Total Portfolio Value | \$ 3,632,460.21 | 100.00% | Investment Earnings | | \$ 7,600.48 |
| | | | Investment Change | | \$ 15,910.73 |
| Estimated Annual Income | \$ 104,595.64 | | Total Portfolio Value | 12/31/2023 | \$ 3,632,460.21 |
| Investment Earnings | This Period | Year To Date | Gain / Losses On Transactions | This Period | Year To Date |
| Interest - Tax Free | \$ 0.00 | \$ 11,650.00 | Realized Gains | \$ 0.00 * | \$ 5,773.44 * |
| Interest - Taxable | \$ 3,593.75 | \$ 40,302.15 | Realized Losses | \$ 0.00 * | \$ -22,309.82 * |
| Dividends - Taxable | \$ 4,006.73 | \$ 25,157.50 | | | |
| Other Income | \$ 0.00 | \$ 0.00 | Total Portfolio Value | | \$ 3,632,460.21 |
| Net Accrued Interest Bot/Sld | \$ 0.00 | \$ -151.82 | Less : Tax Cost Basis | | \$ 3,688,597.15 |
| Total Investment Earnings | \$ 7,600.48 | \$ 76,957.83 | | | |
| | | | Unrealized Gains & Losses | | \$ -56,136.94 |

* Gain or Loss amount as shown may not reflect the amount to be used for income tax purposes .

December 01, 2023 through December 31, 2023

Account Name : Sandoval Cnty - Economic Dev Custody

Account Holdings Report

Bond Maturity Analysis

| | To Maturity Date | | | | To Call, Put Date | | | |
|-------------|---------------------|---------------------|---------------------|---------------|---------------------|---------------------|---------------------|---------------|
| | Par | Cost | Market | % Of Total | Par | Cost | Market | % Of Total |
| 0-12 mths | 1,345,000.00 | 1,365,314.10 | 1,319,032.93 | 51.51 | 1,345,000.00 | 1,365,314.10 | 1,319,032.93 | 51.51 |
| 1-2 yrs | 1,000,000.00 | 987,325.72 | 977,076.27 | 38.15 | 1,000,000.00 | 987,325.72 | 977,076.27 | 38.15 |
| 2-3 yrs | 265,000.00 | 264,375.21 | 264,768.89 | 10.34 | 265,000.00 | 264,375.21 | 264,768.89 | 10.34 |
| 3-4 yrs | 0.00 | 0.00 | 0.00 | 0.00 | 0.00 | 0.00 | 0.00 | 0.00 |
| 4-5 yrs | 0.00 | 0.00 | 0.00 | 0.00 | 0.00 | 0.00 | 0.00 | 0.00 |
| 5-6 yrs | 0.00 | 0.00 | 0.00 | 0.00 | 0.00 | 0.00 | 0.00 | 0.00 |
| 6-7 yrs | 0.00 | 0.00 | 0.00 | 0.00 | 0.00 | 0.00 | 0.00 | 0.00 |
| 7-8 yrs | 0.00 | 0.00 | 0.00 | 0.00 | 0.00 | 0.00 | 0.00 | 0.00 |
| 8-9 yrs | 0.00 | 0.00 | 0.00 | 0.00 | 0.00 | 0.00 | 0.00 | 0.00 |
| 9-10 yrs | 0.00 | 0.00 | 0.00 | 0.00 | 0.00 | 0.00 | 0.00 | 0.00 |
| 11-15 yrs | 0.00 | 0.00 | 0.00 | 0.00 | 0.00 | 0.00 | 0.00 | 0.00 |
| 16-20 yrs | 0.00 | 0.00 | 0.00 | 0.00 | 0.00 | 0.00 | 0.00 | 0.00 |
| over 20 yrs | 0.00 | 0.00 | 0.00 | 0.00 | 0.00 | 0.00 | 0.00 | 0.00 |
| | 2,610,000.00 | 2,617,015.03 | 2,560,878.09 | 100.00 | 2,610,000.00 | 2,617,015.03 | 2,560,878.09 | 100.00 |

Note: If No Put or Call Date exists; then Maturity Date is Utilized

December 01, 2023 through December 31, 2023

Account Name : Sandoval Cnty - Economic Dev Custody

Account Holdings Report

Bond Rating Analysis

| S & P | Or | Moodys | Par | Cost | Market | % Of Total |
|--------------|----|--------------|---------------------|---------------------|---------------------|---------------|
| AAA | | Aaa | 2,450,000.00 | 2,434,824.63 | 2,399,967.69 | 93.72 |
| AA+ to AA- | | Aa1 to Aa3 | 160,000.00 | 182,190.40 | 160,910.40 | 6.28 |
| A+ to A- | | A1 to A3 | 0.00 | 0.00 | 0.00 | 0.00 |
| BBB+ to BBB- | | Baa1 to Baa3 | 0.00 | 0.00 | 0.00 | 0.00 |
| BB+ to BB- | | Ba1 to Ba3 | 0.00 | 0.00 | 0.00 | 0.00 |
| Below BB- | | Below Ba3 | 0.00 | 0.00 | 0.00 | 0.00 |
| NR | | NR | 0.00 | 0.00 | 0.00 | 0.00 |
| | | | 2,610,000.00 | 2,617,015.03 | 2,560,878.09 | 100.00 |

December 01, 2023 through December 31, 2023

Account Name : Sandoval Cnty - Economic Dev Custody

Holdings

| Shares / PV | Asset Description Issue ID | | Cost | Price | Market Value | Unrealized Gain/Loss | Accrued Income |
|---|--|-------------------|---------------------|--------|---------------------|-------------------------|-------------------|
| <u>Money Market Funds - Taxable</u> | | | | | | | |
| 1,071,582.12 | Fed Govt Obli Fd Is GOIXX 60934N104 | | 1,071,582.12 | 1.00 | 1,071,582.12 | 0.00 | 4,742.40 |
| 1,071,582.12 | ** Sub Totals ** | | 1,071,582.12 | | 1,071,582.12 | 0.00 | 4,742.40 |
| <u>Municipal Bonds Tax Exempt</u> | | | | | | | |
| 160,000 | New Mexico St Severance Tax 647310X63 | 4.000% 07/01/2024 | 182,190.40 | 100.57 | 160,910.40 | -21,280.00 | 3,200.00 |
| 160,000 | ** Sub Totals ** | | 182,190.40 | | 160,910.40 | -21,280.00 | 3,200.00 |
| <u>Government Agency Securities</u> | | | | | | | |
| 480,000 | Federal Natl Mtg Assn 3136G4J38 | 0.410% 08/12/2024 | 479,520.00 | 97.28 | 466,927.03 | -12,592.97 | 758.61 |
| 480,000 | ** Sub Totals ** | | 479,520.00 | | 466,927.03 | -12,592.97 | 758.61 |
| <u>U.S. Obligations</u> | | | | | | | |
| 175,000 | Federal Farm Cr Bks 3133ENP95 | 4.250% 09/30/2025 | 174,751.50 | 99.73 | 174,535.26 | -216.24 | 1,869.76 |
| 265,000 | Federal Farm Cr Bks 3133EPLC7 | 4.125% 02/26/2026 | 264,375.21 | 99.91 | 264,768.89 | 393.68 | 3,786.24 |
| 440,000 | ** Sub Totals ** | | 439,126.71 | | 439,304.15 | 177.44 | 5,656.00 |
| <u>U.S. Treasury Notes & Bonds</u> | | | | | | | |
| 135,000 | U S Treasury Notes 91282CBE0 | 0.125% 01/15/2024 | 134,699.41 | 99.82 | 134,751.75 | 52.34 | 77.50 |
| 270,000 | U S Treasury Notes 91282CBV2 | 0.375% 04/15/2024 | 270,158.20 | 98.63 | 266,287.50 | -3,870.70 | 213.01 |
| 300,000 | U S Treasury Notes 91282CDB4 | 0.625% 10/15/2024 | 298,746.09 | 96.72 | 290,156.25 | -8,589.84 | 394.47 |
| 275,000 | U S Treasury Notes 9128283P3 | 2.250% 12/31/2024 | 267,845.70 | 97.54 | 268,232.42 | 386.72 | 3,093.75 |

Port Sum and Hold w Accruals - ACRZION

December 01, 2023 through December 31, 2023

Account Name : Sandoval Cnty - Economic Dev Custody

Holdings

| Shares / PV | Asset Description Issue ID | | Cost | Price | Market Value | Unrealized Gain/Loss | Accrued Income |
|---------------------|---------------------------------|-------------------|---------------------|-------|---------------------|-------------------------|-------------------|
| 300,000 | U S Treasury Notes 91282CED9 | 1.750% 03/15/2025 | 298,605.47 | 96.64 | 289,933.59 | -8,671.88 | 1,543.27 |
| 250,000 | U S Treasury Notes 91282CEU1 | 2.875% 06/15/2025 | 246,123.05 | 97.75 | 244,375.00 | -1,748.05 | 314.21 |
| 1,530,000 | ** Sub Totals ** | | 1,516,177.92 | | 1,493,736.51 | -22,441.41 | 5,636.21 |
| 3,681,582.12 | ** Grand Totals ** | | 3,688,597.15 | | 3,632,460.21 | -56,136.94 | 19,993.22 |

Cash Summary

| | |
|------------------------|------|
| <i>Principal Cash</i> | 0.00 |
| <i>Income Cash</i> | 0.00 |
| <i>Invested Income</i> | 0.00 |

December 01, 2023 through December 31, 2023

Account Name : Sandoval Cnty - Economic Dev Custody

Purchase And Sale Summary

| Date | Assets Purchased | | Cost Per Unit | Total Cost |
|------|------------------------|-------------|------------------|------------|
| | Shares Or Par Value | Description | | |

No Transactions Qualify

December 01, 2023 through December 31, 2023

Account Name : Sandoval Cnty Cuba Center Inv Acct

Portfolio Summary

| Portfolio Composition | Market Value | Percentage | Sources & Uses of Funds | | Amount |
|-------------------------------|--------------------|---------------------|--------------------------------------|--------------------|---------------------|
| Cash & Equivalents | \$ 37,849.94 | 40.90% | Total Portfolio Value | 12/01/2023 | \$ 91,939.92 |
| Fixed Income | \$ 54,685.60 | 59.10% | Cash & Asset Receipts | | \$ 0.00 |
| Uninvested Cash | \$ 0.00 | 0.00% | Cash & Asset Distributions | | \$ 0.00 |
| Total Portfolio Value | \$ 92,535.54 | 100.00% | Investment Earnings | | \$ 282.10 |
| | | | Investment Change | | \$ 313.52 |
| Estimated Annual Income | \$ 3,133.03 | | Total Portfolio Value | 12/31/2023 | \$ 92,535.54 |
| Investment Earnings | This Period | Year To Date | Gain / Losses On Transactions | This Period | Year To Date |
| Interest - Tax Free | \$ 0.00 | \$ 0.00 | Realized Gains | \$ 0.00 * | \$ 0.00 * |
| Interest - Taxable | \$ 158.13 | \$ 1,299.71 | Realized Losses | \$ 0.00 * | \$ -335.21 * |
| Dividends - Taxable | \$ 123.97 | \$ 776.62 | Total Portfolio Value | | \$ 92,535.54 |
| Other Income | \$ 0.00 | \$ 0.00 | Less : Tax Cost Basis | | \$ 93,444.97 |
| Net Accrued Interest Bot/Slid | \$ 0.00 | \$ 0.00 | | | |
| Total Investment Earnings | \$ 282.10 | \$ 2,076.33 | Unrealized Gains & Losses | | \$ -909.43 |

* Gain or Loss amount as shown may not reflect the amount to be used for income tax purposes .

December 01, 2023 through December 31, 2023

Account Name : Sandoval Cnty Cuba Center Inv Acct

Account Holdings Report

Bond Maturity Analysis

| | To Maturity Date | | | | To Call, Put Date | | | |
|-------------|------------------|------------------|------------------|---------------|-------------------|------------------|------------------|---------------|
| | Par | Cost | Market | % Of Total | Par | Cost | Market | % Of Total |
| 0-12 mths | 26,000.00 | 25,931.87 | 25,595.87 | 46.81 | 26,000.00 | 25,931.87 | 25,595.87 | 46.81 |
| 1-2 yrs | 30,000.00 | 29,663.16 | 29,089.73 | 53.19 | 30,000.00 | 29,663.16 | 29,089.73 | 53.19 |
| 2-3 yrs | 0.00 | 0.00 | 0.00 | 0.00 | 0.00 | 0.00 | 0.00 | 0.00 |
| 3-4 yrs | 0.00 | 0.00 | 0.00 | 0.00 | 0.00 | 0.00 | 0.00 | 0.00 |
| 4-5 yrs | 0.00 | 0.00 | 0.00 | 0.00 | 0.00 | 0.00 | 0.00 | 0.00 |
| 5-6 yrs | 0.00 | 0.00 | 0.00 | 0.00 | 0.00 | 0.00 | 0.00 | 0.00 |
| 6-7 yrs | 0.00 | 0.00 | 0.00 | 0.00 | 0.00 | 0.00 | 0.00 | 0.00 |
| 7-8 yrs | 0.00 | 0.00 | 0.00 | 0.00 | 0.00 | 0.00 | 0.00 | 0.00 |
| 8-9 yrs | 0.00 | 0.00 | 0.00 | 0.00 | 0.00 | 0.00 | 0.00 | 0.00 |
| 9-10 yrs | 0.00 | 0.00 | 0.00 | 0.00 | 0.00 | 0.00 | 0.00 | 0.00 |
| 11-15 yrs | 0.00 | 0.00 | 0.00 | 0.00 | 0.00 | 0.00 | 0.00 | 0.00 |
| 16-20 yrs | 0.00 | 0.00 | 0.00 | 0.00 | 0.00 | 0.00 | 0.00 | 0.00 |
| over 20 yrs | 0.00 | 0.00 | 0.00 | 0.00 | 0.00 | 0.00 | 0.00 | 0.00 |
| | 56,000.00 | 55,595.03 | 54,685.60 | 100.00 | 56,000.00 | 55,595.03 | 54,685.60 | 100.00 |

Note: If No Put or Call Date exists; then Maturity Date is Utilized

December 01, 2023 through December 31, 2023

Account Name : Sandoval Cnty Cuba Center Inv Acct

Account Holdings Report

Bond Rating Analysis

| S & P | Or | Moodys | Par | Cost | Market | % Of Total |
|--------------|----|--------------|------------------|------------------|------------------|---------------|
| AAA | | Aaa | 56,000.00 | 55,595.03 | 54,685.60 | 100.00 |
| AA+ to AA- | | Aa1 to Aa3 | 0.00 | 0.00 | 0.00 | 0.00 |
| A+ to A- | | A1 to A3 | 0.00 | 0.00 | 0.00 | 0.00 |
| BBB+ to BBB- | | Baa1 to Baa3 | 0.00 | 0.00 | 0.00 | 0.00 |
| BB+ to BB- | | Ba1 to Ba3 | 0.00 | 0.00 | 0.00 | 0.00 |
| Below BB- | | Below Ba3 | 0.00 | 0.00 | 0.00 | 0.00 |
| NR | | NR | 0.00 | 0.00 | 0.00 | 0.00 |
| | | | 56,000.00 | 55,595.03 | 54,685.60 | 100.00 |

December 01, 2023 through December 31, 2023

Account Name : Sandoval Cnty Cuba Center Inv Acct

Holdings

| Shares / PV | Asset Description Issue ID | | Cost | Price | Market Value | Unrealized Gain/Loss | Accrued Income |
|---|--|-------------------|------------------|-------|------------------|----------------------|----------------|
| <u>Money Market Funds - Taxable</u> | | | | | | | |
| 37,849.94 | Fed Govt Obli Fd Is GOIXX 60934N104 | | 37,849.94 | 1.00 | 37,849.94 | 0.00 | 167.45 |
| 37,849.94 | ** Sub Totals ** | | 37,849.94 | | 37,849.94 | 0.00 | 167.45 |
| <u>U.S. Obligations</u> | | | | | | | |
| 15,000 | Federal Home Loan Banks 3130AT3H8 | 3.375% 03/08/2024 | 14,953.35 | 99.62 | 14,943.06 | -10.29 | 158.38 |
| 15,000 | ** Sub Totals ** | | 14,953.35 | | 14,943.06 | -10.29 | 158.38 |
| <u>U.S. Treasury Notes & Bonds</u> | | | | | | | |
| 11,000 | U S Treasury Notes 91282CCX7 | 0.375% 09/15/2024 | 10,978.52 | 96.84 | 10,652.81 | -325.71 | 12.13 |
| 19,000 | U S Treasury Notes 91282CDZ1 | 1.500% 02/15/2025 | 18,833.75 | 96.51 | 18,337.23 | -496.52 | 106.88 |
| 11,000 | U S Treasury Notes 91282CEU1 | 2.875% 06/15/2025 | 10,829.41 | 97.75 | 10,752.50 | -76.91 | 13.83 |
| 41,000 | ** Sub Totals ** | | 40,641.68 | | 39,742.54 | -899.14 | 132.84 |
| 93,849.94 | ** Grand Totals ** | | 93,444.97 | | 92,535.54 | -909.43 | 458.67 |

Cash Summary

| | |
|------------------------|------|
| <i>Principal Cash</i> | 0.00 |
| <i>Income Cash</i> | 0.00 |
| <i>Invested Income</i> | 0.00 |

December 01, 2023 through December 31, 2023

Account Name : Sandoval Cnty Cuba Center Inv Acct

Purchase And Sale Summary

Assets Purchased

| Date | Shares Or Par Value | Description | Cost Per Unit | Total Cost |
|------|------------------------|-------------|------------------|------------|
|------|------------------------|-------------|------------------|------------|

No Transactions Qualify

December 01, 2023 through December 31, 2023

Account Name : Sandoval County - Cash Matched Custody

Portfolio Summary

| Portfolio Composition | Market Value | Percentage | Sources & Uses of Funds | | Amount |
|------------------------------|--------------------|---------------------|--------------------------------------|--------------------|---------------------|
| Cash & Equivalents | \$ 3,655,221.89 | 100.00% | Total Portfolio Value | 12/01/2023 | \$ 3,639,606.20 |
| Uninvested Cash | \$ 0.00 | 0.00% | Cash & Asset Receipts | | \$ 0.00 |
| Total Portfolio Value | \$ 3,655,221.89 | 100.00% | Cash & Asset Distributions | | \$ 0.00 |
| | | | Investment Earnings | | \$ 15,615.69 |
| | | | Investment Change | | \$ 0.00 |
| Estimated Annual Income | \$ 191,624.82 | | Total Portfolio Value | 12/31/2023 | \$ 3,655,221.89 |
| Investment Earnings | This Period | Year To Date | Gain / Losses On Transactions | This Period | Year To Date |
| Interest - Tax Free | \$ 0.00 | \$ 0.00 | Realized Gains | \$ 0.00 * | \$ 0.00 * |
| Interest - Taxable | \$ 0.00 | \$ 0.00 | Realized Losses | \$ 0.00 * | \$ 0.00 * |
| Dividends - Taxable | \$ 15,615.69 | \$ 140,423.63 | | | |
| Other Income | \$ 0.00 | \$ 0.00 | Total Portfolio Value | | \$ 3,655,221.89 |
| Net Accrued Interest Bot/Sld | \$ 0.00 | \$ 0.00 | Less : Tax Cost Basis | | \$ 3,655,221.89 |
| Total Investment Earnings | \$ 15,615.69 | \$ 140,423.63 | | | |
| | | | Unrealized Gains & Losses | | \$ 0.00 |

* Gain or Loss amount as shown may not reflect the amount to be used for income tax purposes .

December 01, 2023 through December 31, 2023

Account Name : Sandoval County - Cash Matched Custody

Account Holdings Report

Bond Maturity Analysis

| | To Maturity Date | | | | To Call, Put Date | | | |
|-------------|------------------|-------------|-------------|---------------|-------------------|-------------|-------------|---------------|
| | Par | Cost | Market | % Of Total | Par | Cost | Market | % Of Total |
| 0-12 mths | 0.00 | 0.00 | 0.00 | 0.00 | 0.00 | 0.00 | 0.00 | 0.00 |
| 1-2 yrs | 0.00 | 0.00 | 0.00 | 0.00 | 0.00 | 0.00 | 0.00 | 0.00 |
| 2-3 yrs | 0.00 | 0.00 | 0.00 | 0.00 | 0.00 | 0.00 | 0.00 | 0.00 |
| 3-4 yrs | 0.00 | 0.00 | 0.00 | 0.00 | 0.00 | 0.00 | 0.00 | 0.00 |
| 4-5 yrs | 0.00 | 0.00 | 0.00 | 0.00 | 0.00 | 0.00 | 0.00 | 0.00 |
| 5-6 yrs | 0.00 | 0.00 | 0.00 | 0.00 | 0.00 | 0.00 | 0.00 | 0.00 |
| 6-7 yrs | 0.00 | 0.00 | 0.00 | 0.00 | 0.00 | 0.00 | 0.00 | 0.00 |
| 7-8 yrs | 0.00 | 0.00 | 0.00 | 0.00 | 0.00 | 0.00 | 0.00 | 0.00 |
| 8-9 yrs | 0.00 | 0.00 | 0.00 | 0.00 | 0.00 | 0.00 | 0.00 | 0.00 |
| 9-10 yrs | 0.00 | 0.00 | 0.00 | 0.00 | 0.00 | 0.00 | 0.00 | 0.00 |
| 11-15 yrs | 0.00 | 0.00 | 0.00 | 0.00 | 0.00 | 0.00 | 0.00 | 0.00 |
| 16-20 yrs | 0.00 | 0.00 | 0.00 | 0.00 | 0.00 | 0.00 | 0.00 | 0.00 |
| over 20 yrs | 0.00 | 0.00 | 0.00 | 0.00 | 0.00 | 0.00 | 0.00 | 0.00 |
| | 0.00 | 0.00 | 0.00 | 100.00 | 0.00 | 0.00 | 0.00 | 100.00 |

Note: If No Put or Call Date exists; then Maturity Date is Utilized

December 01, 2023 through December 31, 2023

Account Name : Sandoval County - Cash Matched Custody

Account Holdings Report

Bond Rating Analysis

| S & P | Or | Moodys | Par | Cost | Market | % Of Total |
|--------------|----|--------------|-------------|-------------|-------------|---------------|
| AAA | | Aaa | 0.00 | 0.00 | 0.00 | 0.00 |
| AA+ to AA- | | Aa1 to Aa3 | 0.00 | 0.00 | 0.00 | 0.00 |
| A+ to A- | | A1 to A3 | 0.00 | 0.00 | 0.00 | 0.00 |
| BBB+ to BBB- | | Baa1 to Baa3 | 0.00 | 0.00 | 0.00 | 0.00 |
| BB+ to BB- | | Ba1 to Ba3 | 0.00 | 0.00 | 0.00 | 0.00 |
| Below BB- | | Below Ba3 | 0.00 | 0.00 | 0.00 | 0.00 |
| NR | | NR | 0.00 | 0.00 | 0.00 | 0.00 |
| | | | 0.00 | 0.00 | 0.00 | 100.00 |

December 01, 2023 through December 31, 2023

Account Name : Sandoval County - Cash Matched Custody

Holdings

| Shares / PV | Asset Description Issue ID | Cost | Price | Market Value | Unrealized Gain/Loss | Accrued Income |
|--|--|--------------|-------|-----------------|-------------------------|-------------------|
| <u>Money Market Funds - Taxable</u> | | | | | | |
| 3,655,221.89 | Fed Govt Obli Fd Is GOIXX 60934N104 | 3,655,221.89 | 1.00 | 3,655,221.89 | 0.00 | 16,201.08 |
| 3,655,221.89 | <i>** Sub Totals **</i> | 3,655,221.89 | | 3,655,221.89 | 0.00 | 16,201.08 |
| 3,655,221.89 | <i>** Grand Totals **</i> | 3,655,221.89 | | 3,655,221.89 | 0.00 | 16,201.08 |

Cash Summary

| | |
|------------------------|------|
| <i>Principal Cash</i> | 0.00 |
| <i>Income Cash</i> | 0.00 |
| <i>Invested Income</i> | 0.00 |

December 01, 2023 through December 31, 2023

Account Name : Sandoval County - Cash Matched Custody

Purchase And Sale Summary

| Date | Assets Purchased | | Cost Per Unit | Total Cost |
|------|------------------------|-------------|------------------|------------|
| | Shares Or Par Value | Description | | |

No Transactions Qualify