



Sandoval County Treasurer's Financial Report



For the Month of August 2019

October 31, 2019

Jennifer A. Taylor for Holly Aguilak _____
Treasury Accountant

Immaul _____
Sandoval County Treasurer

SANDOVAL COUNTY TREASURER'S FINANCIAL REPORT
AUGUST 2019

Detail of Fund Balances	1-3
Detail of Fund Receipts	4-18
Tax Maintenance Schedule	19
Statement of Bonded Debt	20-22
Record of County Investments	23

**FINANCIAL REPORT OF THE COUNTY TREASURER
DETAIL OF FUNDS
FOR THE MONTH OF AUGUST 2019**

107th FY
SANDOVAL COUNTY

	FUND CODE	BALANCE 1-Jul-18	RECEIPTS TO DATE	TRANSFERS TO DATE	DISBURSED TO DATE	TREASURER'S BALANCE
SECTION A1 (BUDGETED FUNDS-LIMITED)						
GENERAL FUND	1010	11,728,271.13	1,638,971.64	-144,251.95	-3,260,755.19	9,962,235.63
ROAD FUND	2010	5,197,495.14	665,590.99	0.00	-1,711,839.02	4,151,247.11
FARM & RANGE FUND	2020	0.77	10,039.82	0.00	3,829.50	13,870.09
BUILDING MAINT & CONSTRUCTION	2040	3,983,900.23	3,052.59	0.00	-96,252.32	3,890,700.50
SACO CAPITAL OUTLAY PROJECTS	2041	6,595,086.58	2,265.82	0.00	-498,145.79	6,099,206.61
2019 EQUIPMENT LOAN	2043	0.00	3,596,254.49	0.00	0.00	3,596,254.49
SOLID WASTE	2050	3,053,829.05	703,915.58	-323,352.37	-268,037.90	3,166,354.36
LANDFILL CLOSURE	2060	930,438.20	0.00	0.00	0.00	930,438.20
CLERKS EQUIPMENT RECORDING FEES	2070	1,291,593.48	36,229.00	0.00	-33,259.14	1,294,563.34
DETENTION	2090	2,781,753.24	1,230,743.58	0.00	-1,904,589.37	2,107,907.45
E-911 COMMUNICATIONS	2130	0.35	0.00	0.00	-286,883.81	-286,883.46
INDIGENT FUND	2250	4,452,042.08	395,610.19	0.00	-621,832.46	4,225,819.81
PROPERTY VALUATION	2300	606,599.66	15,918.35	0.00	-154,577.55	467,940.46
JUVENILE DETENTION	2350	717,484.46	124,624.50	0.00	0.00	842,108.96
JUVENILE CONTINUUM	2351	51,770.80	50,789.81	0.00	-10,529.32	92,031.29
RECREATION FUND	2380	9,540.14	870.44	0.00	-955.24	9,455.34
SW YOUTH SOCCER COMPLEX	2390	0.00	0.00	0.00	0.00	0.00
SACO PROJECT FUND	3010	29,379.16	0.00	0.00	0.00	29,379.16
SACO DEPARTMENTAL GRANTS	3020	5.88	0.00	0.00	0.00	5.88
SHERIFF'S OVERTIME GRANTS	3040	21,157.34	21,420.88	0.00	-55,986.41	-13,408.19
SHERIFF'S CARE FUND	3050	9.51	0.00	0.00	0.00	9.51
LAW ENFORCEMENT PROTECTION	3080	3,550.19	60,000.00	0.00	-4,497.21	59,052.98
COMCAST CABLE COMMUNICATIONS	3200	50,088.17	3,799.76	0.00	0.00	53,887.93
GIS MAPPING	3210	19,860.56	885.00	0.00	0.00	20,745.56
EMS/FIRE DEPARTMENT	4010	136,384.50	357,323.63	0.00	-548,687.35	-54,979.22
SANDOVAL COUNTY 1/4 CENT	4011	130,638.65	93,838.17	-89,440.27	-3,004.46	132,032.09
PLACITAS FIRE	4012	154,341.64	169,412.00	0.00	-46,858.76	276,894.88
FIRE DISTRICT- GRANT FUNDING	4013	166,483.70	0.00	0.00	0.00	166,483.70
PENA BLANCA FIRE	4014	64,338.27	32,181.60	0.00	-11,388.79	85,131.08
PONDEROSA FIRE	4015	251,959.95	115,205.20	0.00	-17,179.16	349,985.99
LA MADERA FIRE	4016	39,694.29	35,757.20	0.00	-10,271.27	65,180.22
LA CUEVA FIRE	4017	112,468.35	82,286.00	0.00	-30,815.28	163,939.07
TORREON FIRE	4019	17,715.51	22,647.20	0.00	-10,099.80	30,262.91
ZIA PUEBLO FIRE	4020	62,079.00	20,540.80	0.00	-7,380.11	75,239.69
REGINA FIRE	4021	210,006.18	68,092.00	0.00	-27,462.66	250,635.52
SACO EMS	4035	19.94	14,782.00	0.00	-643.89	14,158.05
SANTO DOMINGO EMS	4037	108.05	8,392.00	0.00	0.00	8,500.05
JEMEZ PUEBLO EMS	4038	85.62	7,464.00	0.00	0.00	7,549.62
LA CUEVA EMS	4039	668.74	7,156.00	0.00	-484.51	7,340.23
PONDEROSA EMS	4041	51.21	7,023.00	0.00	-478.88	6,595.33
LA MADERA EMS	4042	108.42	5,043.00	0.00	-478.88	4,672.54
REGINA EMS	4043	33.41	3,033.00	0.00	-484.51	2,581.90
PENA BLANCA EMS	4044	60.75	0.00	0.00	-5.63	55.12
TORREON EMS	4045	498.85	5,189.00	0.00	-545.83	5,142.02
NAVAJO NATION EMS	4049	176.16	6,336.00	0.00	0.00	6,512.16
FIRE PROTECTION FUND	4170	29,448.66	35,801.87	0.00	-5,159.33	60,091.20
SECTION A1 SUBTOTALS		\$ 42,901,225.97	\$ 9,658,486.11	\$ (557,044.59)	\$ (9,625,740.33)	\$ 42,376,927.16

**FINANCIAL REPORT OF THE COUNTY TREASURER
DETAIL OF FUNDS
FOR THE MONTH OF AUGUST 2019**

107th FY
SANDOVAL COUNTY

	FUND CODE	BALANCE 1-Jul-18	RECEIPTS TO DATE	TRANSFERS TO DATE	DISBURSED TO DATE	TREASURER'S BALANCE
SECTION A1 (BUDGETED FUNDS-LIMITED)						
WILDLAND REIMBURSEMENT	4241	332,520.14	71,245.86	0.00	-10,395.50	393,370.50
HOMELAND SECURITY	4450	31,077.00	0.00	0.00	-17,758.69	13,318.31
NM DEPT OF HEALTH/MATERNAL	5000	304,651.04	11,880.23	0.00	-20,526.83	296,004.44
SUBSTANCE ABUSE PROGRAM	5010	16,407.08	20,722.53	0.00	-5,605.72	31,523.89
D.W.I. GRANT	5020	88,328.82	157,969.42	0.00	-169,032.77	77,265.47
SHELTER PLUS CARE PROGRAM	5050	71,191.66	0.00	0.00	-83,025.11	-11,833.45
COMMUNITY SERVICE-GRANTS	5100	18,565.86	0.00	0.00	0.00	18,565.86
SENIOR SUPPORT PROGRAM	5250	1,736,140.36	0.00	0.00	-288,454.60	1,447,685.76
SENIOR CITIZENS	5260	0.00	314,328.41	0.00	-217,501.59	96,826.82
SENIOR ANCILLARY	5270	81,446.51	31,987.75	0.00	-24,743.98	88,690.28
WATER PROJECT FUND	6010	5,930.67	0.00	0.00	0.00	5,930.67
LOCAL ECONOMIC DEV ACT GRANT	6011	100,000.00	0.00	0.00	0.00	100,000.00
EL ZOCALO	6020	262,285.36	28,754.07	0.00	-6,883.49	284,155.94
COUNTY FAIRGROUNDS MANAGEMENT	6030	33,334.16	350.23	0.00	-939.42	32,744.97
TOURISM-COOP ADV	6090	15,046.73	0.00	0.00	-438.35	14,608.38
LODGERS TAX	6110	6,339.95	3,117.01	0.00	-60.29	9,396.67
JEMEZ MTN. TRAIL GRANT	6120	0.00	0.00	0.00	0.00	0.00
CELL TOWER FUND	6130	110,368.21	8,500.00	0.00	0.00	118,868.21
P & Z SUBDIVISION FEE	6131	25,321.12	0.00	0.00	-1,529.13	23,791.99
2019 PUBLIC SAFETY COMMICATIONS BOND	6140	4,883,265.45	11,348.04	0.00	0.00	4,894,613.49
2019 PUBLIC SAFETY PROJECT BOND	6141	4,827,146.85	11,217.45	0.00	0.00	4,838,364.30
LEGISLATIVE FUNDING	6500	655,637.30	16,296.12	0.00	0.00	671,933.42
2019 LIBRARY BOND	6502	3,309,129.12	7,560.62	0.00	-79,745.63	3,236,944.11
E911 COMMUNICATIONS BOND	6503	0.00	0.00	0.00	0.00	0.00
ECONOMIC DEVELOPMENT PROJECTS	6504	2,482,103.72	12,246.66	0.00	0.00	2,494,350.38
ECONOMIC DEVELOPMENT INCENTIVE	6505	1,102,727.12	1,449.54	0.00	0.00	1,104,176.66
ENERGY EFFICIENCY PROJECT	6506	397,248.94	68.42	0.00	0.00	397,317.36
SECTION A1 SUBTOTALS		20,896,213.17	709,042.36	0.00	-926,641.10	20,678,614.43
COUNTY FUND POOLED TOTALS		\$ 63,797,439.14	\$ 10,367,528.47	\$ (557,044.59)	\$ (10,552,381.43)	\$ 63,055,541.59

**FINANCIAL REPORT OF THE COUNTY TREASURER
DETAIL OF FUNDS
FOR THE MONTH OF AUGUST 2019**

107th FY
SANDOVAL COUNTY

	FUND CODE	BALANCE 1-Jul-18	RECEIPTS TO DATE	TRANSFERS TO DATE	DISBURSED TO DATE	TREASURER'S BALANCE
SECTION B (BONDS AND INVESTMENTS)						
DEBT SERVICE	8102	1,087,001.35	1,202.24	388,499.88	0.00	1,476,703.47
GO BOND DEBT SERVICE	8104	2,421,868.79	37,795.81	0.00	-1,795,543.57	664,121.03
2000 PLACITAS HMSTD. DEBT SERVICE	8106	26,647.64	525.48	0.00	-25,781.25	1,391.87
INCENTIVE BOND DEBT SERVICE	8110	830,967.49	201.01	0.00	0.00	831,168.50
NMFA RESERVE - LANDFILL PROJECT LOAN	8112	719,400.01	2,294.23	0.00	0.00	721,694.24
NMFA RESERVE - LANDFILL SYSTEM LOAN	8114	0.00	0.00	0.00	0.00	0.00
NMFA ACCOUNT - PONDEROSA VFD	8116	45,096.07	164.68	0.00	0.00	45,260.75
NMFA ACCOUNT - ALGODONES VFD	8118	153.67	9,081.18	0.00	0.00	9,234.85
NMFA ACCOUNT - PLACITAS VFD	8120	59,155.75	216.03	0.00	0.00	59,371.78
NMFA ACCOUNT - LA MADERA VFD	8122	0.00	0.00	0.00	0.00	0.00
NMFA ACCOUNT - SOUTH FD	8124	242.19	14,398.23	0.00	0.00	14,640.42
NMFA ACCOUNT - PONDEROSA VFD	8126	218.72	12,968.53	0.00	0.00	13,187.25
NMFA ACCOUNT - REGINA VFD	8128	144.82	8,572.22	0.00	0.00	8,717.04
NMFA ACCOUNT - ZIA PUEBLO VFD	8130	88.79	5,275.98	0.00	0.00	5,364.77
NMFA ACCOUNT - 2016 PILT BOND REFUNDING	8132	621,577.51	1,982.14	0.00	0.00	623,559.65
NMFA ACCOUNT - 2016 G.O. BOND REFUNDING	8134	0.88	0.00	0.00	0.00	0.88
NMFA ACCOUNT - REFUNDING DETENTION CTR	8136	380,939.72	1,384.54	52,933.92	0.00	435,258.18
AMI-KIDS RENTAL INCOME	8138	87,433.50	63,540.54	-52,933.92	0.00	98,040.12
DETENTION LOAN - DEBT SERVICE	8142	79,094.44	2.22	168,544.71	-12.00	247,629.37
TAX PAYMENT	8190	2,394,438.99	1,210,193.05	0.00	-2,488,054.11	1,116,577.93
2007 PILT REVENUE BOND	8214	2,255.60	5.75	0.00	0.00	2,261.35
2013 LANDFILL PROJECT BOND	8234	137,014.97	349.33	0.00	0.00	137,364.30
SANDOVAL GENERAL FUND	8300	232,203.19	11,359.71	-243,562.90	0.00	0.00
SANDOVAL BOND RESERVE	8306	235,353.67	2,299.48	162,735.84	0.00	400,388.99
AMI-KIDS RESERVE FUND	8310	163,088.99	-353.15	-162,735.84	0.00	0.00
AMI-KIDS MAINTENANCE ACCT	8314	94,861.62	810.13	0.00	0.00	95,671.75
INDIGENT INVESTMENT ACCT NMB-T	8316	118,055.48	5,432.09	-123,487.57	0.00	0.00
INDIGENT ACCT STO LGIP	8317	16,400.65	5,609.82	0.00	0.00	22,010.47
CASH MANAGEMENT ACCT NMB-T	8318	1,595,876.53	75,661.82	367,050.47	0.00	2,038,588.82
CASH MANAGEMENT ACCT STO LGIP	8319	68,027.66	9,909.73	0.00	0.00	77,937.39
SECTION B SUBTOTALS		11,417,608.69	1,480,882.82	557,044.59	-4,309,390.93	9,146,145.17
SECTION C (MISCELLANEOUS)						
INMATE CUSTODIAL	8390	94,779.93	31,123.97	0.00	-26,316.62	99,587.28
INMATE ACTIVITIES	8392	0.00	0.00	0.00	0.00	0.00
DETENTION BOND	8394	0.00	0.00	0.00	0.00	0.00
INMATE	8396	0.00	0.00	0.00	0.00	0.00
EMPLOYEE INSURANCE	8999	296,084.00	685,307.96	0.00	-686,766.59	294,625.37
FLEXIBLE SPENDING	9950	24,892.38	14,023.24	0.00	-25,407.08	13,508.54
SECTION C SUBTOTALS		415,756.31	730,455.17	0.00	-738,490.29	407,721.19
GRAND TOTALS		\$ 75,630,804.14	\$ 12,578,866.46	\$ (0.00)	\$ (15,600,262.65)	\$ 72,609,407.95



Sandoval County, NM

Detail of Receipts Account Summary

For Fiscal: 2019-2020 Period Ending: 08/31/2019

		Original Total Budget	Current Total Budget	Period Activity	Fiscal Activity	Variance Favorable (Unfavorable)
Fund: 1010 - GENERAL FUND						
Revenue						
1010-99-000-30010	ACCTS RECV-PREV FISCAL YR	14,413.00	14,413.00	25.00	61,998.70	47,585.70
1010-99-000-31000	OPER-CURR-YR-PROPERTY TAX	26,258,802.00	26,258,802.00	98,188.44	308,813.07	-25,949,988.93
1010-99-000-31010	OPER-DELINQ-YR-PROPERTY TAX	620,000.00	620,000.00	44,520.15	93,159.07	-526,840.93
1010-99-000-31100	INTEREST-CURRENT YR PROPERTY T	370,500.00	370,500.00	48,970.98	107,657.47	-262,842.53
1010-99-000-31120	PENALTY- CURRENT YR PROPERTY T	170,000.00	170,000.00	19,779.59	47,566.80	-122,433.20
1010-99-000-31140	COUNTY COST	250.00	250.00	50.00	75.00	-175.00
1010-99-000-31142	NON RENDERING FEE	30,000.00	30,000.00	872.19	1,375.24	-28,624.76
1010-99-000-31162	TREASURERS COLLECTION FEE	20,000.00	20,000.00	36.75	79.64	-19,920.36
1010-99-000-31200	GROSS RECEIPTS - COUNTY 1/8 TH	1,400,300.00	1,400,300.00	216,693.87	395,610.19	-1,004,689.81
1010-99-000-31201	GROSS RECEIPTS - INFRASTRUCTURE	0.00	0.00	22,431.20	46,221.86	46,221.86
1010-99-000-31210	GROSS RECEIPTS EQUALIZATION	3,150,000.00	3,150,000.00	0.00	0.00	-3,150,000.00
1010-99-000-31250	OIL & GAS PROD & EQUIP	425,000.00	425,000.00	49,544.73	49,544.73	-375,455.27
1010-99-000-31270	MOTOR VEHICLE GENERAL	900,000.00	900,000.00	81,486.67	166,503.59	-733,496.41
1010-99-000-31350	LIQUOR LICENSE	200.00	200.00	0.00	0.00	-200.00
1010-99-000-31390	MERCHANDISE LICENSES	7,300.00	7,300.00	630.00	1,385.00	-5,915.00
1010-99-000-31426	NSF FEES	100.00	100.00	0.00	0.00	-100.00
1010-99-000-31428	TREASURERS SERVICE FEE	1,000.00	1,000.00	63.12	63.12	-936.88
1010-99-000-31470	COUNTY CLERK'S FEES	600,000.00	600,000.00	58,626.75	111,669.75	-488,330.25
1010-99-000-31474	PROBATE FEES	8,200.00	8,200.00	840.00	1,560.00	-6,640.00
1010-99-000-31520	CABLE TV FRANCHISE	21,500.00	21,500.00	0.00	0.00	-21,500.00
1010-99-000-31560	ASSESSORS FEES	100.00	100.00	15.00	42.00	-58.00
1010-99-000-31570	SUBDIVISION FEES	25,000.00	25,000.00	6,015.00	7,930.00	-17,070.00
1010-99-000-31610	TREASURERS OFFICE FEE	800.00	800.00	50.00	50.00	-750.00
1010-99-000-31640	RENTAL	337,300.00	337,300.00	47,965.28	48,190.28	-289,109.72
1010-99-000-31660	SHERIFF'S FEES	16,000.00	16,000.00	1,981.75	3,070.50	-12,929.50
1010-99-000-31760	REFUNDS AND REIMBURSEMENTS	40,000.00	40,000.00	10.00	1,386.80	-38,613.20
1010-99-000-31800	MISCELLANEOUS	500.00	500.00	-2,818.94	510.10	10.10
1010-99-000-31892	ARROWHEAD RIDGE	25,000.00	25,000.00	25,000.00	25,000.00	0.00
1010-99-000-31960	STATE LIBRARY BOND	8,163.00	8,163.00	0.00	0.00	-8,163.00
1010-99-000-32020	INTEREST INCOME	225,000.00	225,000.00	44,270.71	150,043.73	-74,956.27
1010-99-000-35130	PAYMENT IN LIEU OF TAXES	2,330,950.00	2,330,950.00	0.00	0.00	-2,330,950.00
1010-99-000-35131	EL ZOCALO SPECIAL EVENTS	40,000.00	40,000.00	3,105.00	9,465.00	-30,535.00
	Revenue Total:	37,046,378.00	37,046,378.00	768,353.24	1,638,971.64	-35,407,406.36
1010-00-000-39998	TRANSFER IN	5,936.55	5,936.55	0.00	0.00	-5,936.55
1010-00-000-39999	TRANSFER OUT	-19,278,247.20	-19,278,247.20	-71,468.33	-144,251.95	19,133,995.25
	Fund: 1010 - GENERAL FUND Total:	17,774,067.35	17,774,067.35	696,884.91	1,494,719.69	-16,279,347.66
Fund: 2010 - PUBLIC WORKS						
Revenue						
2010-99-000-30010	ACCTS RECV-PREV FISCAL YR	471,245.00	471,245.00	471,245.00	515,540.48	44,295.48
2010-99-000-31270	MOTOR VEHICLE GENERAL	500,000.00	500,000.00	45,506.14	92,621.25	-407,378.75
2010-99-000-31300	GASOLINE TAX DISTRIBUTION	505,000.00	505,000.00	44,250.29	44,250.29	-460,749.71
2010-99-000-31420	EXCAVATING PERMITS	134.00	134.00	105.00	135.00	1.00
2010-99-000-31760	REFUNDS AND REIMBURSEMENTS	0.00	0.00	0.00	249.09	249.09
2010-99-000-31850	REIMBURSEMENT BY AGREEMENT	140,000.00	140,000.00	11,631.71	11,631.71	-128,368.29
2010-99-000-31852	RIO RANCHO FUEL ADMIN FEE	15,000.00	15,000.00	1,163.17	1,163.17	-13,836.83
2010-99-000-34102	SB-CURRENT FY	235,000.00	235,000.00	0.00	0.00	-235,000.00
2010-99-000-34104	SP-CURRENT FY	138,678.00	138,678.00	0.00	0.00	-138,678.00
2010-99-000-34106	CAP-CURRENT FY	253,284.00	253,284.00	0.00	0.00	-253,284.00
2010-99-000-35000	BANKHEAD -JONES	6,000.00	6,000.00	0.00	0.00	-6,000.00

		Original Total Budget	Current Total Budget	Period Activity	Fiscal Activity	Variance Favorable (Unfavorable)
2010-99-000-35080	FOREST RESERVE-TITLE II	125,000.00	125,000.00	0.00	0.00	-125,000.00
	Revenue Total:	2,389,341.00	2,389,341.00	573,901.31	665,590.99	-1,723,750.01
2010-00-000-39998	TRANSFER IN	3,077,163.00	3,077,163.00	0.00	0.00	-3,077,163.00
	Fund: 2010 - PUBLIC WORKS Total:	5,466,504.00	5,466,504.00	573,901.31	665,590.99	-4,800,913.01
Fund: 2020 - FARM & RANGE						
Revenue						
2020-99-000-30010	ACCTS RECV-PREV FISCAL YEAR	10,039.00	10,039.00	0.00	10,039.82	0.82
2020-99-000-35120	TAYLOR GRAZING-Federal	9,000.00	9,000.00	0.00	0.00	-9,000.00
	Revenue Total:	19,039.00	19,039.00	0.00	10,039.82	-8,999.18
	Fund: 2020 - FARM & RANGE Total:	19,039.00	19,039.00	0.00	10,039.82	-8,999.18
Fund: 2040 - BLDG. MAINT/CONSTRUCTION						
Revenue						
2040-99-000-31760	REFUNDS AND REIMBURSEMENTS	0.00	0.00	1,850.00	1,850.00	1,850.00
2040-99-000-31850	REIMBURSEMENT - ENERGY PROJEC	0.00	0.00	0.00	1,202.59	1,202.59
2040-99-000-32181	LOAN PROCEEDS	3,600,000.00	0.00	0.00	0.00	0.00
	Revenue Total:	3,600,000.00	3,600,000.00	1,850.00	3,052.59	3,052.59
2040-00-000-39998	TRANSFER IN	1,761,000.00	1,761,000.00	0.00	0.00	-1,761,000.00
2040-99-000-39999	TRANSFER OUT	-1,194,797.00	0.00	0.00	0.00	0.00
	Fund: 2040 - BLDG. MAINT/CONSTRUCTION Total:	4,166,203.00	1,761,000.00	1,850.00	3,052.59	-1,757,947.41
Fund: 2041 - SACO CAPITAL OUTLAY PROJECTS						
Revenue						
2041-99-000-31640	RENTAL	27,190.00	27,190.00	2,265.82	2,265.82	-24,924.18
2041-99-000-31938	LIBRARY BOARD REVENUE	592,000.00	592,000.00	0.00	0.00	-592,000.00
	Revenue Total:	619,190.00	619,190.00	2,265.82	2,265.82	-616,924.18
2041-00-000-39998	TRANSFER IN	2,340,797.00	2,340,797.00	0.00	0.00	-2,340,797.00
2041-00-000-39999	TRANSFER OUT	-2,000,000.00	-2,000,000.00	0.00	0.00	2,000,000.00
	Fund: 2041 - SACO CAPITAL OUTLAY PROJECTS Total:	959,987.00	959,987.00	2,265.82	2,265.82	-957,721.18
Fund: 2043 - 2019 EQUIPMENT LOAN						
Revenue						
2043-99-000-32020	INTEREST REVENUE	0.00	0.00	3,754.49	3,754.49	3,754.49
2043-99-000-32181	LOAN PROCEEDS	0.00	3,600,000.00	3,592,500.00	3,592,500.00	-7,500.00
	Revenue Total:	0.00	3,600,000.00	3,596,254.49	3,596,254.49	-3,745.51
2043-00-000-39999	TRANSFER OUT	0.00	-1,194,797.00	0.00	0.00	1,194,797.00
	Fund: 2043 - 2019 EQUIPMENT LOAN Total:	0.00	2,405,203.00	3,596,254.49	3,596,254.49	1,191,051.49
Fund: 2050 - SOLID WASTE						
Revenue						
2050-00-000-31526	RECYCLING CENTER REVENUES	12,500.00	12,500.00	2,401.23	4,222.31	-8,277.69
2050-99-000-30010	ACCTS RECV-PREV FISCAL YR	289,800.00	289,800.00	42,478.52	283,421.36	-6,378.64
2050-99-000-31200	GROSS RECEIPTS	250,000.00	250,000.00	22,431.20	45,448.67	-204,551.33
2050-99-000-31220	GOVERNMENTAL GROSS RECEIPTS	130,000.00	130,000.00	6,724.32	9,650.62	-120,349.38
2050-99-000-31221	GOVERNMENTAL GRT-PRIOR YEAR	0.00	0.00	1,131.46	5,656.28	5,656.28
2050-99-000-31512	LANDFILL FEES	3,000,000.00	3,000,000.00	297,940.97	355,516.34	-2,644,483.66
2050-99-000-31764	FEDERAL GRANT-USDA-BIOMASS	150,000.00	150,000.00	0.00	0.00	-150,000.00
	Revenue Total:	3,832,300.00	3,832,300.00	373,107.70	703,915.58	-3,128,384.42
2050-99-000-39999	TRANSFER OUT	0.00	0.00	-245,948.54	-323,352.37	-323,352.37
	Fund: 2050 - SOLID WASTE Total:	3,832,300.00	3,832,300.00	127,159.16	380,563.21	-3,451,736.79
Fund: 2070 - COUNTY CLERK EQUIPMENT RECORDI						
Revenue						
2070-99-000-30010	ACCTS RECV-PREV FISCAL YR	0.00	0.00	0.00	1,421.00	1,421.00
2070-99-000-31502	EQUIPMENT RECORDING	180,000.00	180,000.00	18,365.00	34,808.00	-145,192.00
	Revenue Total:	180,000.00	180,000.00	18,365.00	36,229.00	-143,771.00
	Fund: 2070 - COUNTY CLERK EQUIPMENT RECORDI Total:	180,000.00	180,000.00	18,365.00	36,229.00	-143,771.00

Revenue		Original	Current	Period	Fiscal	Variance
		Total Budget	Total Budget	Activity	Activity	(Unfavorable Favorable)
2090-99-000-30010	PRIOR YR REVENUE	467,062.00	467,062.00	119,130.00	366,979.86	-100,082.14
2090-99-000-31200	GRT - CORRECTIONAL OPERATION	900,000.00	900,000.00	86,897.33	171,287.37	-728,712.63
2090-99-000-31203	GRT - CORRECTIONAL DEBT SERVICE	0.00	0.00	86,897.34	171,287.38	171,287.38
2090-99-000-31800	MISCELLANEOUS	200.00	200.00	15.50	15.50	-184.50
2090-99-000-31811	INMATE ACTIVITIES ACCOUNT	40,000.00	40,000.00	2,016.61	3,856.28	-36,143.72
2090-99-000-31870	CARE OF LOCAL PRISONERS	1,000,000.00	1,000,000.00	50,255.00	50,255.00	-949,745.00
2090-99-000-31940	GRANT INCOME	332,523.28	332,523.28	0.00	0.00	-332,523.28
2090-99-000-34020	CORRECTION FEES	125,000.00	125,000.00	0.00	0.00	-125,000.00
2090-99-000-36000	LOAN PROCEEDS	4,566,479.00	4,566,479.00	0.00	467,062.19	-4,099,416.81
	Revenue Total:	7,431,264.28	7,431,264.28	345,211.78	1,230,743.58	-6,200,520.70
2090-00-000-39998	TRANSFER IN	8,417,608.00	8,417,608.00	0.00	0.00	-8,417,608.00
Fund: 2090 - DETENTION	Total:	15,848,872.28	15,848,872.28	345,211.78	1,230,743.58	-14,618,128.70
Fund: 2130 - E-911 COMMUNICATIONS						
Revenue						
2130-99-000-33210	SAN YSIDRO	3,095.00	3,095.00	0.00	0.00	-3,095.00
2130-99-000-33220	CUBA	59,419.00	59,419.00	0.00	0.00	-59,419.00
2130-99-000-33230	JEMEZ PUEBLO	25,000.00	25,000.00	0.00	0.00	-25,000.00
2130-99-000-33240	JEMEZ SPRINGS	24,823.00	24,823.00	0.00	0.00	-24,823.00
	Revenue Total:	112,337.00	112,337.00	0.00	0.00	-112,337.00
2130-00-000-39998	TRANSFER IN	1,036,865.00	1,036,865.00	0.00	0.00	-1,036,865.00
Fund: 2130 - E-911 COMMUNICATIONS	Total:	1,149,202.00	1,149,202.00	0.00	0.00	-1,149,202.00
Fund: 2250 - INDIGENT CLAIMS						
Revenue						
2250-99-000-31200	GROSS RECEIPTS	1,970,000.00	1,970,000.00	216,693.87	395,610.19	-1,574,389.81
	Revenue Total:	1,970,000.00	1,970,000.00	216,693.87	395,610.19	-1,574,389.81
Fund: 2250 - INDIGENT CLAIMS	Total:	1,970,000.00	1,970,000.00	216,693.87	395,610.19	-1,574,389.81
Fund: 2300 - COUNTY PROPERTY VALUATION						
Revenue						
2300-99-000-31160	RE-APPRAISAL ADMIN FEE	1,100,000.00	1,100,000.00	5,814.61	15,918.35	-1,084,081.65
	Revenue Total:	1,100,000.00	1,100,000.00	5,814.61	15,918.35	-1,084,081.65
Fund: 2300 - COUNTY PROPERTY VALUATION	Total:	1,100,000.00	1,100,000.00	5,814.61	15,918.35	-1,084,081.65
Fund: 2350 - JUVENILE DETENTION						
Revenue						
2350-99-000-30010	ACCTS RECV-PREV FISCAL YR	82,467.00	82,467.00	124,624.50	124,624.50	42,157.50
2350-99-000-31872	TRI-COUNTY JUVENILE DETENTION	216,216.00	216,216.00	0.00	0.00	-216,216.00
	Revenue Total:	298,683.00	298,683.00	124,624.50	124,624.50	-174,058.50
2350-00-000-39998	TRANSFER IN	1,062,224.00	1,062,224.00	0.00	0.00	-1,062,224.00
Fund: 2350 - JUVENILE DETENTION	Total:	1,360,907.00	1,360,907.00	124,624.50	124,624.50	-1,236,282.50
Fund: 2351 - JUVENILE CONTINUUM						
Revenue						
2351-99-000-30010	ACCTS RECV-PREV FISCAL YR	49,960.57	49,960.57	0.00	50,789.81	829.24
2351-99-000-31940	GRANT INCOME-State	291,410.00	291,410.00	0.00	0.00	-291,410.00
	Revenue Total:	341,370.57	341,370.57	0.00	50,789.81	-290,580.76
2351-00-000-39998	TRANSFER IN	64,695.00	64,695.00	0.00	0.00	-64,695.00
Fund: 2351 - JUVENILE CONTINUUM	Total:	406,065.57	406,065.57	0.00	50,789.81	-355,275.76
Fund: 2380 - RECREATION						
Revenue						
2380-99-000-31431	TASK FORCE FUNDRAISING	2,000.00	2,000.00	0.00	0.00	-2,000.00
2380-99-000-31810	VENDING MACHINE REVENUE	2,500.00	2,500.00	396.14	870.44	-1,629.56
2380-99-000-31947	CELL PHONE RECYCLING PROJ	1,000.00	1,000.00	0.00	0.00	-1,000.00
	Revenue Total:	5,500.00	5,500.00	396.14	870.44	-4,629.56
Fund: 2380 - RECREATION	Total:	5,500.00	5,500.00	396.14	870.44	-4,629.56

Detail of Receipts

For Fiscal: 2019-2020 Period Ending: 08/31/2019

		Original Total Budget	Current Total Budget	Period Activity	Fiscal Activity	Variance Favorable (Unfavorable)
Fund: 2390 - SW YOUTH SOCCER						
Revenue						
2390-99-000-31890	SW SOCCER COMPLEX REVENUE	80,000.00	80,000.00	0.00	0.00	-80,000.00
	Revenue Total:	80,000.00	80,000.00	0.00	0.00	-80,000.00
Fund: 2390 - SW YOUTH SOCCER Total:		80,000.00	80,000.00	0.00	0.00	-80,000.00
Fund: 3020 - SACO DEPARTMENTAL GRANTS						
Revenue						
3020-00-000-39999	TRANSFER OUT	-5.88	-5.88	0.00	0.00	5.88
	Revenue Total:	-5.88	-5.88	0.00	0.00	5.88
Fund: 3020 - SACO DEPARTMENTAL GRANTS Total:		-5.88	-5.88	0.00	0.00	5.88
Fund: 3040 - SHERIFF'S OVERTIME						
Revenue						
3040-99-000-30010	PRIOR YEAR	14,214.00	14,214.00	12,042.95	12,042.95	-2,171.05
3040-99-000-31662	SHERIFF'S CONTRACTED OT	10,000.00	10,000.00	0.00	0.00	-10,000.00
3040-99-000-31666	SHERIFF'S CDWI/LDWI/UAD-State &	25,000.00	25,000.00	3,415.25	3,415.25	-21,584.75
3040-99-000-31668	100 DAYS - STATE	13,520.00	13,520.00	0.00	0.00	-13,520.00
3040-99-000-31940	DEA GRANT - Federal	15,000.00	15,000.00	0.00	0.00	-15,000.00
3040-99-000-34044	ENDWI - federal	31,000.00	31,000.00	0.00	0.00	-31,000.00
3040-99-000-34052	BLKUP CIOT - STATE	5,720.00	5,720.00	0.00	0.00	-5,720.00
3040-99-000-35072	JEMEZ FOREST SERVICE/SANTA FE-F	35,000.00	35,000.00	5,241.90	5,241.90	-29,758.10
3040-99-000-35074	SANDIA/CIBOLA NATL FOREST	0.00	0.00	720.78	720.78	720.78
3040-99-000-35160	CORPS OF ENGINEERS-Federal	16,800.00	16,800.00	0.00	0.00	-16,800.00
	Revenue Total:	166,254.00	166,254.00	21,420.88	21,420.88	-144,833.12
Fund: 3040 - SHERIFF'S OVERTIME Total:		166,254.00	166,254.00	21,420.88	21,420.88	-144,833.12
Fund: 3080 - LAW ENFORCEMENT						
Revenue						
3080-99-000-31940	DFA-LAW ENFORCEMENT GRANT	60,000.00	60,000.00	60,000.00	60,000.00	0.00
	Revenue Total:	60,000.00	60,000.00	60,000.00	60,000.00	0.00
Fund: 3080 - LAW ENFORCEMENT Total:		60,000.00	60,000.00	60,000.00	60,000.00	0.00
Fund: 3200 - COMCAST CABLE COMMUNICATIONS						
Revenue						
3200-99-000-30010	PRYR FRANCHISE COMCAST	0.00	0.00	0.00	3,799.76	3,799.76
3200-99-000-31520	FRANCHISE FEES	12,000.00	12,000.00	0.00	0.00	-12,000.00
	Revenue Total:	12,000.00	12,000.00	0.00	3,799.76	-8,200.24
Fund: 3200 - COMCAST CABLE COMMUNICATIONS Total:		12,000.00	12,000.00	0.00	3,799.76	-8,200.24
Fund: 3210 - GIS MAPPING FEES						
Revenue						
3210-99-000-31582	GIS MAPPING FEES	534.00	534.00	885.00	885.00	351.00
3210-99-000-31940	GRANT INCOME-State	6,000.00	6,000.00	0.00	0.00	-6,000.00
	Revenue Total:	6,534.00	6,534.00	885.00	885.00	-5,649.00
Fund: 3210 - GIS MAPPING FEES Total:		6,534.00	6,534.00	885.00	885.00	-5,649.00
Fund: 4010 - EMS/FIRE DEPARTMENT						
Revenue						
4010-99-000-30010	ACCT REC - PRIOR YR	116,980.00	116,980.00	0.00	109,727.39	-7,252.61
4010-99-000-31200	GROSS RECEIPTS	538,215.00	538,215.00	44,508.75	92,090.12	-446,124.88
4010-99-000-33000	EMERGENCY MANAGEMENT - FEMA	38,345.00	38,345.00	423.17	423.17	-37,921.83
4010-99-000-33010	AMBULANCE REVENUE FEES	650,000.00	650,000.00	3,355.58	3,361.58	-646,638.42
4010-99-000-33011	AR PRIOR YR - AMBULANCE	0.00	0.00	65,087.60	137,677.70	137,677.70
4010-99-000-33120	WILDLAND COORDINATOR	24,999.00	24,999.00	0.00	0.00	-24,999.00
4010-99-000-33130	WILDLAND FIRE REIMBURSEMENT	50,000.00	50,000.00	14,043.67	14,043.67	-35,956.33
4010-99-000-33194	TOWN OF BERNALILLO	228,790.00	228,790.00	0.00	0.00	-228,790.00

		Original Total Budget	Current Total Budget	Period Activity	Fiscal Activity	Variance Favorable (Unfavorable)
4010-99-000-33200	SANTA ANA	278,790.00	278,790.00	0.00	0.00	-278,790.00
	Revenue Total:	1,926,119.00	1,926,119.00	127,418.77	357,323.63	-1,568,795.37
4010-00-000-39998	TRANSFER IN	1,981,848.00	1,981,848.00	0.00	0.00	-1,981,848.00
	Fund: 4010 - EMS/FIRE DEPARTMENT Total:	3,907,967.00	3,907,967.00	127,418.77	357,323.63	-3,550,643.37
Fund: 4011 - SACO 1/4% FIRE						
Revenue						
4011-99-000-31200	GROSS RECEIPTS	4,930.00	4,930.00	44,863.36	92,444.73	87,514.73
4011-99-000-31806	CELL TOWER REVENUE	8,668.00	8,668.00	696.72	1,393.44	-7,274.56
	Revenue Total:	13,598.00	13,598.00	45,560.08	93,838.17	80,240.17
4011-99-000-39999	TRANSFER OUT	0.00	0.00	-43,405.29	-89,440.27	-89,440.27
	Fund: 4011 - SACO 1/4% FIRE Total:	13,598.00	13,598.00	2,154.79	4,397.90	-9,200.10
Fund: 4012 - SOUTH FIRE DISTRICT						
Revenue						
4012-00-000-33070	STATE FIRE ALLOTMENT	261,080.00	261,080.00	0.00	169,412.00	-91,668.00
	Revenue Total:	261,080.00	261,080.00	0.00	169,412.00	-91,668.00
	Fund: 4012 - SOUTH FIRE DISTRICT Total:	261,080.00	261,080.00	0.00	169,412.00	-91,668.00
Fund: 4014 - PENA BLANCA FIRE DISTRICT						
Revenue						
4014-00-000-33070	STATE FIRE ALLOTMENT	55,501.00	55,501.00	0.00	32,181.60	-23,319.40
	Revenue Total:	55,501.00	55,501.00	0.00	32,181.60	-23,319.40
	Fund: 4014 - PENA BLANCA FIRE DISTRICT Total:	55,501.00	55,501.00	0.00	32,181.60	-23,319.40
Fund: 4015 - PONDEROSA FIRE DEPT						
Revenue						
4015-00-000-33070	STATE FIRE ALLOTMENT	176,154.00	176,154.00	0.00	115,205.20	-60,948.80
	Revenue Total:	176,154.00	176,154.00	0.00	115,205.20	-60,948.80
	Fund: 4015 - PONDEROSA FIRE DEPT Total:	176,154.00	176,154.00	0.00	115,205.20	-60,948.80
Fund: 4016 - LA MADERA FIRE DISTRICT						
Revenue						
4016-00-000-33070	STATE FIRE ALLOTMENT	61,667.00	61,667.00	0.00	35,757.20	-25,909.80
	Revenue Total:	61,667.00	61,667.00	0.00	35,757.20	-25,909.80
	Fund: 4016 - LA MADERA FIRE DISTRICT Total:	61,667.00	61,667.00	0.00	35,757.20	-25,909.80
Fund: 4017 - LA CUEVA FIRE DISTRICT						
Revenue						
4017-00-000-31760	REFUNDS AND REIMBURSEMENTS	0.00	0.00	0.00	42.00	42.00
4017-00-000-33070	STATE FIRE ALLOTMENT	141,840.00	141,840.00	0.00	82,244.00	-59,596.00
	Revenue Total:	141,840.00	141,840.00	0.00	82,286.00	-59,554.00
	Fund: 4017 - LA CUEVA FIRE DISTRICT Total:	141,840.00	141,840.00	0.00	82,286.00	-59,554.00
Fund: 4019 - TORREON FIRE						
Revenue						
4019-00-000-33070	STATE FIRE ALLOTMENT	39,058.00	39,058.00	0.00	22,647.20	-16,410.80
	Revenue Total:	39,058.00	39,058.00	0.00	22,647.20	-16,410.80
	Fund: 4019 - TORREON FIRE Total:	39,058.00	39,058.00	0.00	22,647.20	-16,410.80
Fund: 4020 - ZIA PUEBLO FIRE DEPT						
Revenue						
4020-00-000-33070	STATE FIRE ALLOTMENT	33,714.00	33,714.00	0.00	20,540.80	-13,173.20
	Revenue Total:	33,714.00	33,714.00	0.00	20,540.80	-13,173.20
	Fund: 4020 - ZIA PUEBLO FIRE DEPT Total:	33,714.00	33,714.00	0.00	20,540.80	-13,173.20
Fund: 4021 - REGINA FIRE DISTRICT						
Revenue						
4021-00-000-33070	STATE FIRE ALLOTMENT	114,650.00	114,650.00	0.00	68,092.00	-46,558.00
	Revenue Total:	114,650.00	114,650.00	0.00	68,092.00	-46,558.00
	Fund: 4021 - REGINA FIRE DISTRICT Total:	114,650.00	114,650.00	0.00	68,092.00	-46,558.00

Detail of Receipts

For Fiscal: 2019-2020 Period Ending: 08/31/2019

		Original	Current	Period	Fiscal	Variance
		Total Budget	Total Budget	Activity	Activity	Favorable (Unfavorable)
Fund: 4035 - SANDOVAL COUNTY EMS						
Revenue						
4035-99-000-33140	EMS FUND ACT	14,940.00	14,940.00	14,782.00	14,782.00	-158.00
	Revenue Total:	14,940.00	14,940.00	14,782.00	14,782.00	-158.00
	Fund: 4035 - SANDOVAL COUNTY EMS Total:	14,940.00	14,940.00	14,782.00	14,782.00	-158.00
Fund: 4037 - SANTO DOMINGO EMS						
Revenue						
4037-99-000-33140	EMS FUND ACT	8,420.00	8,420.00	8,392.00	8,392.00	-28.00
	Revenue Total:	8,420.00	8,420.00	8,392.00	8,392.00	-28.00
	Fund: 4037 - SANTO DOMINGO EMS Total:	8,420.00	8,420.00	8,392.00	8,392.00	-28.00
Fund: 4038 - JEMEZ PUEBLO EMS						
Revenue						
4038-99-000-33140	EMS FUND ACT	7,473.00	7,473.00	7,464.00	7,464.00	-9.00
	Revenue Total:	7,473.00	7,473.00	7,464.00	7,464.00	-9.00
	Fund: 4038 - JEMEZ PUEBLO EMS Total:	7,473.00	7,473.00	7,464.00	7,464.00	-9.00
Fund: 4039 - LA CUEVA EMS						
Revenue						
4039-99-000-33140	EMS FUND ACT	7,159.00	7,159.00	7,156.00	7,156.00	-3.00
	Revenue Total:	7,159.00	7,159.00	7,156.00	7,156.00	-3.00
	Fund: 4039 - LA CUEVA EMS Total:	7,159.00	7,159.00	7,156.00	7,156.00	-3.00
Fund: 4041 - PONDEROSA EMS						
Revenue						
4041-99-000-33140	EMS FUND	7,023.00	7,023.00	7,023.00	7,023.00	0.00
	Revenue Total:	7,023.00	7,023.00	7,023.00	7,023.00	0.00
	Fund: 4041 - PONDEROSA EMS Total:	7,023.00	7,023.00	7,023.00	7,023.00	0.00
Fund: 4042 - LA MADERA EMS						
Revenue						
4042-99-000-33140	EMS FUND ACT	5,044.00	5,044.00	5,043.00	5,043.00	-1.00
	Revenue Total:	5,044.00	5,044.00	5,043.00	5,043.00	-1.00
	Fund: 4042 - LA MADERA EMS Total:	5,044.00	5,044.00	5,043.00	5,043.00	-1.00
Fund: 4043 - REGINA EMS						
Revenue						
4043-99-000-33140	EMS FUND ACT	3,033.00	3,033.00	3,033.00	3,033.00	0.00
	Revenue Total:	3,033.00	3,033.00	3,033.00	3,033.00	0.00
	Fund: 4043 - REGINA EMS Total:	3,033.00	3,033.00	3,033.00	3,033.00	0.00
Fund: 4045 - TORREON EMS						
Revenue						
4045-99-000-33140	EMS FUND ACT	5,193.00	5,193.00	5,189.00	5,189.00	-4.00
	Revenue Total:	5,193.00	5,193.00	5,189.00	5,189.00	-4.00
	Fund: 4045 - TORREON EMS Total:	5,193.00	5,193.00	5,189.00	5,189.00	-4.00
Fund: 4049 - NAVAJO NATION EMS						
Revenue						
4049-99-000-33140	EMS FUNDS	6,363.00	6,363.00	6,336.00	6,336.00	-27.00
	Revenue Total:	6,363.00	6,363.00	6,336.00	6,336.00	-27.00
	Fund: 4049 - NAVAJO NATION EMS Total:	6,363.00	6,363.00	6,336.00	6,336.00	-27.00
Fund: 4170 - FIRE PROTECTION FUND						
Revenue						
4170-00-000-31760	REFUNDS AND REIMBURSEMENTS	0.00	0.00	0.00	1,832.27	1,832.27
4170-00-000-33070	STATE FIRE ALLOTMENT	58,584.00	58,584.00	0.00	33,969.60	-24,614.40
	Revenue Total:	58,584.00	58,584.00	0.00	35,801.87	-22,782.13
	Fund: 4170 - FIRE PROTECTION FUND Total:	58,584.00	58,584.00	0.00	35,801.87	-22,782.13

Detail of Receipts

For Fiscal: 2019-2020 Period Ending: 08/31/2019

		Original Total Budget	Current Total Budget	Period Activity	Fiscal Activity	Variance Favorable (Unfavorable)
Fund: 4241 - WILDLAND FUNDING						
Revenue						
4241-99-000-30010	PRIORYRREC	0.00	0.00	0.00	53,647.06	53,647.06
4241-99-000-31760	REFUNDS/REIMBURSEMENTS	250,000.00	250,000.00	17,598.80	17,598.80	-232,401.20
	Revenue Total:	250,000.00	250,000.00	17,598.80	71,245.86	-178,754.14
Fund: 4241 - WILDLAND FUNDING	Total:	250,000.00	250,000.00	17,598.80	71,245.86	-178,754.14
Fund: 4450 - FEDERAL EMS GRANTS						
Revenue						
4450-99-000-31764	NMDOH-CRI GRANTS-STATE	18,500.00	18,500.00	0.00	0.00	-18,500.00
4450-99-000-31939	2016 SHSGP GRANT - FEDERAL	100,000.00	100,000.00	0.00	0.00	-100,000.00
	Revenue Total:	118,500.00	118,500.00	0.00	0.00	-118,500.00
Fund: 4450 - FEDERAL EMS GRANTS	Total:	118,500.00	118,500.00	0.00	0.00	-118,500.00
Fund: 5000 - COMMUNITY HEALTH SERVICES						
Revenue						
5000-99-000-30010	ACCTS RECV-PREV FISCAL YR	23,645.00	23,645.00	6,380.60	11,880.23	-11,764.77
5000-99-000-31766	HEALTH EXCHANGE REIMB. - STATE	2,250.00	2,250.00	0.00	0.00	-2,250.00
5000-99-000-34346	NMPCA - MEP - FEDERAL	60,000.00	60,000.00	0.00	0.00	-60,000.00
	Revenue Total:	85,895.00	85,895.00	6,380.60	11,880.23	-74,014.77
5000-00-000-39998	TRANSFER IN	117,710.00	117,710.00	0.00	0.00	-117,710.00
Fund: 5000 - COMMUNITY HEALTH SERVICES	Total:	203,605.00	203,605.00	6,380.60	11,880.23	-191,724.77
Fund: 5010 - SUBSTANCE ABUSE PREV.						
Revenue						
5010-99-000-30010	ACCTS RECV-PREV FISCAL YR	13,875.49	13,875.49	18,115.66	20,722.53	6,847.04
5010-99-000-35376	BHSD 12 TO 17-State	100,000.00	100,000.00	0.00	0.00	-100,000.00
	Revenue Total:	113,875.49	113,875.49	18,115.66	20,722.53	-93,152.96
Fund: 5010 - SUBSTANCE ABUSE PREV.	Total:	113,875.49	113,875.49	18,115.66	20,722.53	-93,152.96
Fund: 5020 - DWI GRANT						
Revenue						
5020-99-000-30010	ACCTS RECV-PREV FISCAL YR	206,483.00	206,483.00	0.00	146,411.90	-60,071.10
5020-99-000-31680	DRUG TESTING FEE-Misc	2,280.00	2,280.00	0.00	40.00	-2,240.00
5020-99-000-31681	SCRAM CLIENT FEES-Misc	12,100.00	12,100.00	0.00	54.00	-12,046.00
5020-99-000-31682	COMPLIANCE PROBATION FEES-Misc	33,457.00	33,457.00	4,174.01	7,353.52	-26,103.48
5020-99-000-31683	D.W.I. SCREENING FEES-Misc	24,959.00	24,959.00	1,205.00	2,835.00	-22,124.00
5020-99-000-31684	TREATMENT BOOKS	11,163.00	11,163.00	675.00	1,275.00	-9,888.00
5020-99-000-31685	JUVENILE ADJUDICATION GRANT-St	22,000.00	22,000.00	0.00	0.00	-22,000.00
5020-99-000-34046	CDWI-TSB State	6,357.00	6,357.00	0.00	0.00	-6,357.00
5020-99-000-34048	TSD-UAD- State	50,000.00	50,000.00	0.00	0.00	-50,000.00
5020-99-000-34052	NM DFA-DWI PROGRAM GRANT-Sta	300,000.00	300,000.00	0.00	0.00	-300,000.00
5020-99-000-34054	NM DFA-DWI DETOX GRANT-State	150,000.00	150,000.00	0.00	0.00	-150,000.00
5020-99-000-34060	NM DFA-DWI DISTRIBUTION GRANT	511,248.00	511,248.00	0.00	0.00	-511,248.00
	Revenue Total:	1,330,047.00	1,330,047.00	6,054.01	157,969.42	-1,172,077.58
5020-00-000-39998	TRANSFER IN	280,200.00	280,200.00	0.00	0.00	-280,200.00
Fund: 5020 - DWI GRANT	Total:	1,610,247.00	1,610,247.00	6,054.01	157,969.42	-1,452,277.58
Fund: 5050 - PERMANENT SUPPORTIVE HOUSING PROGRAM						
Revenue						
5050-99-000-31764	PSH-RIO RANCHO CDBG-Federal	14,032.00	14,032.00	0.00	0.00	-14,032.00
5050-99-000-31939	PSH-MFA COG GRANT-State	17,491.00	17,491.00	0.00	0.00	-17,491.00
5050-99-000-31940	PSH-NMCEH-Misc	1,500.00	1,500.00	0.00	0.00	-1,500.00
5050-99-000-35012	PSH-Grant B - Federal	99,537.00	99,537.00	0.00	0.00	-99,537.00
5050-99-000-35014	PSH GRANT A - Federal	189,855.00	189,855.00	0.00	0.00	-189,855.00
	Revenue Total:	322,415.00	322,415.00	0.00	0.00	-322,415.00
5050-00-000-39998	TRANSFER IN	104,887.00	104,887.00	0.00	0.00	-104,887.00
Fund: 5050 - PERMANENT SUPPORTIVE HOUSING PROGRAM	Total:	427,302.00	427,302.00	0.00	0.00	-427,302.00

Detail of Receipts

For Fiscal: 2019-2020 Period Ending: 08/31/2019

		Original	Current	Period	Fiscal	Variance
		Total Budget	Total Budget	Activity	Activity	Favorable (Unfavorable)
Fund: 5100 - COMMUNITY SERVICES - GRANTS						
Revenue						
5100-99-000-31940	GRANT - NMDOH	4,684.00	4,684.00	0.00	0.00	-4,684.00
Revenue Total:		4,684.00	4,684.00	0.00	0.00	-4,684.00
5100-00-000-39999	TRANSFER OUT	-868.55	-868.55	0.00	0.00	868.55
Fund: 5100 - COMMUNITY SERVICES - GRANTS Total:		3,815.45	3,815.45	0.00	0.00	-3,815.45
Fund: 5250 - SENIOR SUPPORT PROGRAM						
Revenue						
5250-00-000-39998	TRANSFER IN	800,206.00	800,206.00	0.00	0.00	-800,206.00
Revenue Total:		800,206.00	800,206.00	0.00	0.00	-800,206.00
Fund: 5250 - SENIOR SUPPORT PROGRAM Total:		800,206.00	800,206.00	0.00	0.00	-800,206.00
Fund: 5260 - SENIOR CITIZENS						
Revenue						
5260-99-000-30010	ACCTS RECV-PREV FISCAL YR	235,093.00	235,093.00	83,784.55	214,360.25	-20,732.75
5260-99-000-31941	SR CITIZENS HOME DELIVERED-PI - M	53,000.00	53,000.00	3,749.00	8,341.15	-44,658.85
5260-99-000-31942	HOMEMAKER SERVICES-Program Inc	5,000.00	5,000.00	533.50	896.00	-4,104.00
5260-99-000-31944	SR CITIZENS TRANSPORTATION-PI - I	14,000.00	14,000.00	1,189.70	2,458.70	-11,541.30
5260-99-000-31945	SR CITIZENS CONGREGATE-PI - Misc.	119,000.00	119,000.00	8,832.03	17,904.74	-101,095.26
5260-99-000-31946	III-E RESPITE-PI - Misc	1,700.00	1,700.00	111.00	180.00	-1,520.00
5260-99-000-34310	SR EMPLOYMENT - TITLE 5 - State	52,236.00	52,236.00	3,614.00	3,614.00	-48,622.00
5260-99-000-34313	SR CITIZENS STATE HB2-CONG	114,051.00	114,051.00	11,350.74	11,350.74	-102,700.26
5260-99-000-34314	SR CITIZENS STATE HB2-HD	155,417.00	155,417.00	12,948.24	12,948.24	-142,468.76
5260-99-000-34315	SR CITIZENS STATE HB2-TRANSP	130,492.00	130,492.00	12,281.49	12,281.49	-118,210.51
5260-99-000-34316	SR CITIZENS STATE HB2-HM	59,360.00	59,360.00	5,252.62	5,252.62	-54,107.38
5260-99-000-34317	SR CITIZENS STATE HB2-RESPITE	27,144.00	27,144.00	2,695.83	2,695.83	-24,448.17
5260-99-000-34318	SR CITIZENS STATE HB2-CM	2,364.00	2,364.00	278.25	278.25	-2,085.75
5260-99-000-35302	SENIOR CITIZENS FED-III-B	37,147.00	37,147.00	2,316.00	2,316.00	-34,831.00
5260-99-000-35304	SENIORS FEDERAL IIIIE	10,196.00	10,196.00	1,125.14	1,125.14	-9,070.86
5260-99-000-35306	SENIOR CITIZENS FED-C-I	109,176.00	109,176.00	12,072.82	12,072.82	-97,103.18
5260-99-000-35308	SENIOR CITIZENS FED-C-2	22,547.00	22,547.00	2,087.17	2,087.17	-20,459.83
5260-99-000-35310	NSIP-FEDERAL	156,162.00	156,162.00	0.00	0.00	-156,162.00
5260-99-000-35311	TITLE IIIB CASE MANAGEMENT - Fed	22,831.00	22,831.00	2,985.44	2,985.44	-19,845.56
5260-99-000-35312	TITLE IIIB - HOMEMAKER-Federal	12,000.00	12,000.00	1,179.83	1,179.83	-10,820.17
Revenue Total:		1,338,916.00	1,338,916.00	168,387.35	314,328.41	-1,024,587.59
5260-00-000-39998	TRANSFER IN	126,149.00	126,149.00	0.00	0.00	-126,149.00
Fund: 5260 - SENIOR CITIZENS Total:		1,465,065.00	1,465,065.00	168,387.35	314,328.41	-1,150,736.59
Fund: 5270 - SENIOR ANCILLARY						
Revenue						
5270-99-000-30010	SENIOR CITIZENS PRIOR-YR REV	21,954.00	21,954.00	0.00	31,987.75	10,033.75
5270-99-000-34304	SENIOR COMPANION PROGRAM-Sta	62,300.00	62,300.00	0.00	0.00	-62,300.00
5270-99-000-34306	SENIOR CITIZENS RSVP PROG-State	48,500.00	48,500.00	0.00	0.00	-48,500.00
5270-99-000-34312	FOSTER GRANDPARENT PROGRAM-!	48,741.00	48,741.00	0.00	0.00	-48,741.00
Revenue Total:		181,495.00	181,495.00	0.00	31,987.75	-149,507.25
5270-00-000-39998	TRANSFER IN	52,102.00	52,102.00	0.00	0.00	-52,102.00
Fund: 5270 - SENIOR ANCILLARY Total:		233,597.00	233,597.00	0.00	31,987.75	-201,609.25
Fund: 6010 - WATER PROJECT FUND						
Revenue						
6010-99-000-30090	TRANSFERS OUT	-5,930.67	-5,930.67	0.00	0.00	5,930.67
Revenue Total:		-5,930.67	-5,930.67	0.00	0.00	5,930.67
Fund: 6010 - WATER PROJECT FUND Total:		-5,930.67	-5,930.67	0.00	0.00	5,930.67
Fund: 6011 - ECONOMIC DEVELOPMENT GRANT ACCOUNT						
Revenue						
6011-99-000-31764	GRANT REVENUE-LEDA	500,000.00	500,000.00	0.00	0.00	-500,000.00
6011-99-000-31939	GRANT REVENUE	100,000.00	100,000.00	0.00	0.00	-100,000.00

Detail of Receipts

For Fiscal: 2019-2020 Period Ending: 08/31/2019

		Original Total Budget	Current Total Budget	Period Activity	Fiscal Activity	Variance Favorable (Unfavorable)
6011-99-000-31940	USDA FEDERAL GRANT REVENUE	51,308.00	51,308.00	0.00	0.00	-51,308.00
	Revenue Total:	651,308.00	651,308.00	0.00	0.00	-651,308.00
	Fund: 6011 - ECONOMIC DEVELOPMENT GRANT ACCOUNT Total:	651,308.00	651,308.00	0.00	0.00	-651,308.00
Fund: 6020 - EL ZOCALO						
Revenue						
6020-99-000-31640	RENTAL	99,826.00	99,826.00	5,490.05	22,879.07	-76,946.93
6020-99-000-31642	EVENTS - DAMAGE DEPOSIT	16,000.00	16,000.00	1,500.00	4,300.00	-11,700.00
6020-99-000-31644	EVENTS - SECURITY DEPOSIT	5,000.00	5,000.00	450.00	1,575.00	-3,425.00
	Revenue Total:	120,826.00	120,826.00	7,440.05	28,754.07	-92,071.93
	Fund: 6020 - EL ZOCALO Total:	120,826.00	120,826.00	7,440.05	28,754.07	-92,071.93
Fund: 6030 - COUNTY FAIRGROUNDS MANAGEMENT						
Revenue						
6030-99-000-31640	RENTAL	5,000.00	5,000.00	320.00	320.00	-4,680.00
6030-99-000-31760	REFUNDS AND REIMBURSEMENTS	0.00	0.00	0.00	30.23	30.23
6030-99-000-31940	CDBG GRANT INCOME - FEDERAL	490,000.00	490,000.00	0.00	0.00	-490,000.00
	Revenue Total:	495,000.00	495,000.00	320.00	350.23	-494,649.77
6030-00-000-39998	TRANSFER IN	249,282.00	249,282.00	0.00	0.00	-249,282.00
	Fund: 6030 - COUNTY FAIRGROUNDS MANAGEMENT Total:	744,282.00	744,282.00	320.00	350.23	-743,931.77
Fund: 6090 - COUNTY BUSINESS DEVELOPMENT						
Revenue						
6090-00-000-31938	PARTNERSHIP REVENUE	23,500.00	23,500.00	0.00	0.00	-23,500.00
	Revenue Total:	23,500.00	23,500.00	0.00	0.00	-23,500.00
	Fund: 6090 - COUNTY BUSINESS DEVELOPMENT Total:	23,500.00	23,500.00	0.00	0.00	-23,500.00
Fund: 6110 - LODGERS TAX						
Revenue						
6110-99-000-32000	LODGER'S TAX	15,000.00	15,000.00	881.46	3,117.01	-11,882.99
	Revenue Total:	15,000.00	15,000.00	881.46	3,117.01	-11,882.99
	Fund: 6110 - LODGERS TAX Total:	15,000.00	15,000.00	881.46	3,117.01	-11,882.99
Fund: 6130 - CELL TOWER						
Revenue						
6130-99-000-31802	CELL TOWER HOLDING ACCT	25,500.00	25,500.00	8,500.00	8,500.00	-17,000.00
	Revenue Total:	25,500.00	25,500.00	8,500.00	8,500.00	-17,000.00
	Fund: 6130 - CELL TOWER Total:	25,500.00	25,500.00	8,500.00	8,500.00	-17,000.00
Fund: 6131 - SUBDIVISION ENGINEERING FEES						
Revenue						
6131-00-000-31572	SUBDIVISION ENGINEERING FEES	10,000.00	10,000.00	0.00	0.00	-10,000.00
	Revenue Total:	10,000.00	10,000.00	0.00	0.00	-10,000.00
	Fund: 6131 - SUBDIVISION ENGINEERING FEES Total:	10,000.00	10,000.00	0.00	0.00	-10,000.00
Fund: 6140 - 2019 PUBLIC SAFETY COMMICATIONS BOND						
Revenue						
6140-99-000-32020	INTEREST REVENUE	32,000.00	32,000.00	5,109.98	11,348.04	-20,651.96
	Revenue Total:	32,000.00	32,000.00	5,109.98	11,348.04	-20,651.96
	Fund: 6140 - 2019 PUBLIC SAFETY COMMICATIONS BOND Total:	32,000.00	32,000.00	5,109.98	11,348.04	-20,651.96
Fund: 6141 - 2019 PUBLIC SAFETY PROJECT BOND						
Revenue						
6141-99-000-32020	INTEREST REVENUE	32,000.00	32,000.00	5,051.07	11,217.45	-20,782.55
	Revenue Total:	32,000.00	32,000.00	5,051.07	11,217.45	-20,782.55
	Fund: 6141 - 2019 PUBLIC SAFETY PROJECT BOND Total:	32,000.00	32,000.00	5,051.07	11,217.45	-20,782.55
Fund: 6500 - LEGISLATIVE FUNDING						
Revenue						
6500-99-000-30010	ACCTS RECV-PREV FISCAL YR	16,296.00	16,296.00	0.00	16,296.12	0.12
6500-99-000-34100	LEGISLATIVE-SR. PROGRAM	319,464.00	319,464.00	0.00	0.00	-319,464.00

Detail of Receipts

For Fiscal: 2019-2020 Period Ending: 08/31/2019

		Original	Current	Period	Fiscal	Variance
		Total Budget	Total Budget	Activity	Activity	Favorable (Unfavorable)
6500-99-000-34341	PUBLIC WORKS-LEGISLATIVE FUNDII	940,000.00	940,000.00	0.00	0.00	-940,000.00
	Revenue Total:	1,275,760.00	1,275,760.00	0.00	16,296.12	-1,259,463.88
	Fund: 6500 - LEGISLATIVE FUNDING Total:	1,275,760.00	1,275,760.00	0.00	16,296.12	-1,259,463.88
Fund: 6502 - 2019 GO LIBRARY BOND						
	Revenue					
6502-99-000-32020	INTEREST INCOME	8,000.00	8,000.00	3,378.56	7,560.62	-439.38
	Revenue Total:	8,000.00	8,000.00	3,378.56	7,560.62	-439.38
	Fund: 6502 - 2019 GO LIBRARY BOND Total:	8,000.00	8,000.00	3,378.56	7,560.62	-439.38
Fund: 6504 - ECONOMIC DEVELOPMENT PROJECTS ACCOUNT						
	Revenue					
6504-99-000-32020	INTEREST REVENUE	45,000.00	45,000.00	6,175.34	12,246.66	-32,753.34
	Revenue Total:	45,000.00	45,000.00	6,175.34	12,246.66	-32,753.34
	Fund: 6504 - ECONOMIC DEVELOPMENT PROJECTS ACCOUNT Total:	45,000.00	45,000.00	6,175.34	12,246.66	-32,753.34
Fund: 6505 - ECONOMIC DEVELOPMENT INCENTIVE ACCOUNT						
	Revenue					
6505-99-000-32020	INTEREST REVENUE	19,000.00	19,000.00	2,196.81	1,449.54	-17,550.46
	Revenue Total:	19,000.00	19,000.00	2,196.81	1,449.54	-17,550.46
	Fund: 6505 - ECONOMIC DEVELOPMENT INCENTIVE ACCOUNT Total:	19,000.00	19,000.00	2,196.81	1,449.54	-17,550.46
Fund: 6506 - ENERGY EFFICIENCY PROJECT						
	Revenue					
6506-99-000-32020	INTEREST REVENUE	0.00	0.00	34.21	68.42	68.42
	Revenue Total:	0.00	0.00	34.21	68.42	68.42
6506-00-000-39998	TRANSFER IN	350,001.00	350,001.00	0.00	0.00	-350,001.00
	Fund: 6506 - ENERGY EFFICIENCY PROJECT Total:	350,001.00	350,001.00	34.21	68.42	-349,932.58
	Report Total:	68,064,349.59	68,064,349.59	6,241,342.93	9,810,483.88	-58,253,865.71



Sandoval County, NM

Detail of Receipts Account Summary

For Fiscal: 2019-2020 Period Ending: 08/31/2019

		Original Total Budget	Current Total Budget	Period Activity	Fiscal Activity	Variance Favorable (Unfavorable)
Fund: 8102 - DEBT SERVICE						
Revenue						
8102-00-000-32200	2015 FIRE PROTECTION	428,596.50	428,596.50	0.00	0.00	-428,596.50
8102-00-000-32210	2010 INFRASTRUCTURE	195,662.50	195,662.50	0.00	0.00	-195,662.50
8102-00-000-32222	2016 GRT REVENUE	597,464.00	597,464.00	0.00	0.00	-597,464.00
8102-00-000-32224	LANDFILL REVENUES	921,300.00	921,300.00	0.00	0.00	-921,300.00
8102-00-000-32232	DETENTION DEBT GRT HOLDING	0.00	0.00	81,647.37	0.00	0.00
8102-99-000-32020	INTEREST REVENUE	0.00	0.00	1,054.44	1,202.24	1,202.24
	Revenue Total:	2,143,023.00	2,143,023.00	82,701.81	1,202.24	-2,141,820.76
8102-00-000-39998	TRANSFER IN	651,175.75	651,175.75	192,277.45	388,499.88	-262,675.87
Fund: 8102 - DEBT SERVICE	Total:	2,794,198.75	2,794,198.75	274,979.26	389,702.12	-2,404,496.63
Fund: 8104 - GO DEBT SERVICE						
Revenue						
8104-99-000-31020	DEBT-CURR-YR-PROPERTY TAX	2,543,575.00	2,543,575.00	12,768.07	33,948.48	-2,509,626.52
8104-99-000-32020	INTEREST INCOME	4,500.00	4,500.00	833.99	3,847.33	-652.67
	Revenue Total:	2,548,075.00	2,548,075.00	13,602.06	37,795.81	-2,510,279.19
Fund: 8104 - GO DEBT SERVICE	Total:	2,548,075.00	2,548,075.00	13,602.06	37,795.81	-2,510,279.19
Fund: 8106 - PLACITAS DEBT SERVICE						
Revenue						
8106-00-000-32020	INTEREST INCOME	15.00	15.00	1.77	34.70	19.70
8106-99-000-31020	DEBT-CURR-YR-PROPERTY TAX	25,767.00	25,767.00	0.00	490.78	-25,276.22
	Revenue Total:	25,782.00	25,782.00	1.77	525.48	-25,256.52
Fund: 8106 - PLACITAS DEBT SERVICE	Total:	25,782.00	25,782.00	1.77	525.48	-25,256.52
Fund: 8110 - INCENTIVE BOND DEBT SERVICE						
Revenue						
8110-00-000-31842	INTEL PILOT PAYMENT	8,629,275.00	8,629,275.00	0.00	0.00	-8,629,275.00
8110-00-000-32020	INTEREST REVENUE	10,000.00	10,000.00	100.57	201.01	-9,798.99
	Revenue Total:	8,639,275.00	8,639,275.00	100.57	201.01	-8,639,073.99
Fund: 8110 - INCENTIVE BOND DEBT SERVICE	Total:	8,639,275.00	8,639,275.00	100.57	201.01	-8,639,073.99
Fund: 8112 - NMFA RESERVE - LANDFILL PROJECT LOAN						
Revenue						
8112-00-000-32020	INTEREST INCOME	9,000.00	9,000.00	1,136.32	2,294.23	-6,705.77
	Revenue Total:	9,000.00	9,000.00	1,136.32	2,294.23	-6,705.77
Fund: 8112 - NMFA RESERVE - LANDFILL PROJECT LOAN	Total:	9,000.00	9,000.00	1,136.32	2,294.23	-6,705.77
Fund: 8116 - PONDEROSA VFD - NMFA ACCOUNT PP-2479						
Revenue						
8116-99-000-32020	INTEREST INCOME	1,000.00	1,000.00	80.10	164.68	-835.32
	Revenue Total:	1,000.00	1,000.00	80.10	164.68	-835.32
Fund: 8116 - PONDEROSA VFD - NMFA ACCOUNT PP-2479	Total:	1,000.00	1,000.00	80.10	164.68	-835.32
Fund: 8118 - ALGODONES VFD - NMFA ACCOUNT PP-2480						
Revenue						
8118-99-000-32020	INTEREST INCOME	135.00	135.00	16.34	17.18	-117.82
8118-99-000-33070	STATE FIRE ALLOTMENT	9,064.88	9,064.88	0.00	9,064.00	-0.88
	Revenue Total:	9,199.88	9,199.88	16.34	9,081.18	-118.70
Fund: 8118 - ALGODONES VFD - NMFA ACCOUNT PP-2480	Total:	9,199.88	9,199.88	16.34	9,081.18	-118.70

Detail of Receipts

For Fiscal: 2019-2020 Period Ending: 08/31/2019

		Original Total Budget	Current Total Budget	Period Activity	Fiscal Activity	Variance Favorable (Unfavorable)
Fund: 8120 - PLACITAS VFD - NMFA ACCOUNT PP-2481						
Revenue						
8120-99-000-32020	INTEREST INCOME	1,300.00	1,300.00	105.08	216.03	-1,083.97
	Revenue Total:	1,300.00	1,300.00	105.08	216.03	-1,083.97
Fund: 8120 - PLACITAS VFD - NMFA ACCOUNT PP-2481 Total: 1,300.00 1,300.00 105.08 216.03 -1,083.97						
Fund: 8124 - SOUTH FD - NMFA ACCOUNT PP-2930						
Revenue						
8124-99-000-32020	INTEREST INCOME	215.22	215.22	25.91	27.23	-187.99
8124-99-000-33070	STATE FIRE ALLOTMENT	14,370.00	14,370.00	0.00	14,371.00	1.00
	Revenue Total:	14,585.22	14,585.22	25.91	14,398.23	-186.99
Fund: 8124 - SOUTH FD - NMFA ACCOUNT PP-2930 Total: 14,585.22 14,585.22 25.91 14,398.23 -186.99						
Fund: 8126 - PONDEROSA VFD - NMFA ACCOUT PP-2931						
Revenue						
8126-99-000-32020	INTEREST INCOME	190.00	190.00	23.34	24.53	-165.47
8126-99-000-33070	STATE FIRE ALLOTMENT	12,947.68	12,947.68	0.00	12,944.00	-3.68
	Revenue Total:	13,137.68	13,137.68	23.34	12,968.53	-169.15
Fund: 8126 - PONDEROSA VFD - NMFA ACCOUT PP-2931 Total: 13,137.68 13,137.68 23.34 12,968.53 -169.15						
Fund: 8128 - REGINA VFD - NMFA ACCOUNT PP-2932						
Revenue						
8128-99-000-32020	INTEREST INCOME	80.00	80.00	15.43	16.22	-63.78
8128-99-000-33070	STATE FIRE ALLOTMENT	8,604.22	8,604.22	0.00	8,556.00	-48.22
	Revenue Total:	8,684.22	8,684.22	15.43	8,572.22	-112.00
Fund: 8128 - REGINA VFD - NMFA ACCOUNT PP-2932 Total: 8,684.22 8,684.22 15.43 8,572.22 -112.00						
Fund: 8130 - ZIA PUEBLO VFD - NMFA ACCOUNT PP2933						
Revenue						
8130-99-000-32020	INTEREST INCOME	75.00	75.00	9.49	9.98	-65.02
8130-99-000-33070	STATE FIRE ALLOTMENT	5,270.00	5,270.00	0.00	5,266.00	-4.00
	Revenue Total:	5,345.00	5,345.00	9.49	5,275.98	-69.02
Fund: 8130 - ZIA PUEBLO VFD - NMFA ACCOUNT PP2933 Total: 5,345.00 5,345.00 9.49 5,275.98 -69.02						
Fund: 8132 - 2016 PILT REFUNDING RESERVE						
Revenue						
8132-99-000-32020	INTEREST INCOME	9,000.00	9,000.00	981.94	1,982.14	-7,017.86
	Revenue Total:	9,000.00	9,000.00	981.94	1,982.14	-7,017.86
Fund: 8132 - 2016 PILT REFUNDING RESERVE Total: 9,000.00 9,000.00 981.94 1,982.14 -7,017.86						
Fund: 8136 - REFUNDING DETENTION CTR CUBA (AMI-KIDS)						
Revenue						
8136-99-000-31640	RENTAL INCOME	317,603.52	317,603.52	-26,466.96	0.00	-317,603.52
8136-99-000-32020	INTEREST INCOME	6,200.00	6,200.00	706.74	1,384.54	-4,815.46
	Revenue Total:	323,803.52	323,803.52	-25,760.22	1,384.54	-322,418.98
8136-99-000-39998	TRANSFER IN	0.00	0.00	52,933.92	52,933.92	52,933.86
Fund: 8136 - REFUNDING DETENTION CTR CUBA (AMI-KIDS) Total: 323,803.52 323,803.52 27,173.70 54,318.46 -269,485.12						
Fund: 8138 - AMI-KIDS RENTAL INCOME						
Revenue						
8138-99-000-31640	RENTAL INCOME	62,542.20	62,542.20	52,933.92	52,933.92	-9,608.28
8138-99-000-31760	LOAN REIMBURSEMENT	0.00	0.00	5,211.85	10,423.70	10,423.70
8138-99-000-32020	INTEREST INCOME	630.00	630.00	96.14	182.92	-447.08
	Revenue Total:	63,172.20	63,172.20	58,241.91	63,540.54	368.34
8138-99-000-39999	TRANSFER OUT	0.00	0.00	-52,933.92	-52,933.92	-52,913.92
Fund: 8138 - AMI-KIDS RENTAL INCOME Total: 63,172.20 63,172.20 5,307.99 10,606.62 -52,545.58						
Fund: 8142 - 2018 DETENTION LOAN - DEBT SERVICE						
Revenue						
8142-99-000-31200	GRT - COUNTY CORRECTIONAL FACI	900,000.00	900,000.00	-81,647.37	0.00	-900,000.00
8142-99-000-32020	INTEREST	90.00	90.00	1.50	2.22	-87.78

Detail of Receipts

For Fiscal: 2019-2020 Period Ending: 08/31/2019

		Original	Current	Period	Fiscal	Variance
		Total Budget	Total Budget	Activity	Activity	Favorable (Unfavorable)
Revenue Total:		900,090.00	900,090.00	-81,645.87	2.22	-900,087.78
8142-99-000-39998	TRANSFER IN	0.00	0.00	168,544.71	168,544.71	168,544.71
Fund: 8142 - 2018 DETENTION LOAN - DEBT SERVICE Total:		900,090.00	900,090.00	86,898.84	168,546.93	-731,543.07
Fund: 8190 - TAX PAYMENT ACCOUNT						
Revenue						
8190-00-000-31164	DEPOSITS TO TAX PAYMENT ACCOU	315,000,000.00	315,000,000.00	376,592.42	1,210,193.05	-313,789,806.95
Revenue Total:		315,000,000.00	315,000,000.00	376,592.42	1,210,193.05	-313,789,806.95
Fund: 8190 - TAX PAYMENT ACCOUNT Total:		315,000,000.00	315,000,000.00	376,592.42	1,210,193.05	-313,789,806.95
Fund: 8214 - 2007 PILT REVENUE BOND						
Revenue						
8214-00-000-32020	INTEREST INCOME	0.00	0.00	2.88	5.75	5.75
Revenue Total:		0.00	0.00	2.88	5.75	5.75
Fund: 8214 - 2007 PILT REVENUE BOND Total:		0.00	0.00	2.88	5.75	5.75
Fund: 8234 - 2013 LANDFILL PROJECT LOAN						
Revenue						
8234-00-000-32020	INTEREST INCOME	500.00	500.00	174.78	349.33	-150.67
Revenue Total:		500.00	500.00	174.78	349.33	-150.67
Fund: 8234 - 2013 LANDFILL PROJECT LOAN Total:		500.00	500.00	174.78	349.33	-150.67
Fund: 8300 - SANDOVAL GENERAL FUND						
Revenue						
8300-99-000-32020	INVESTMENT INCOME (INTEREST)	47,000.00	47,000.00	0.00	11,359.71	-35,640.29
Revenue Total:		47,000.00	47,000.00	0.00	11,359.71	-35,640.29
8300-99-000-39998	TRANSFER IN	0.00	0.00	-243,562.90	-243,562.90	-243,562.90
Fund: 8300 - SANDOVAL GENERAL FUND Total:		47,000.00	47,000.00	-243,562.90	-232,203.19	-279,203.19
Fund: 8306 - BOND RESERVE FUNDS INVESTMENT						
Revenue						
8306-00-000-32020	INTEREST INCOME	3,700.00	3,700.00	1,711.99	2,299.48	-1,400.52
Revenue Total:		3,700.00	3,700.00	1,711.99	2,299.48	-1,400.52
8306-99-000-39998	TRANSFER IN	0.00	0.00	162,735.84	162,735.84	162,735.84
Fund: 8306 - BOND RESERVE FUNDS INVESTMENT Total:		3,700.00	3,700.00	164,447.83	165,035.32	161,335.32
Fund: 8310 - AMI-KIDS RESERVE FUND						
Revenue						
8310-00-000-32020	INTEREST INCOME	2,500.00	2,500.00	0.00	-353.15	-2,853.15
Revenue Total:		2,500.00	2,500.00	0.00	-353.15	-2,853.15
8310-00-000-39999	TRANSFER OUT	0.00	0.00	-162,735.84	-162,735.84	-162,735.84
Fund: 8310 - AMI-KIDS RESERVE FUND Total:		2,500.00	2,500.00	-162,735.84	-163,088.99	-165,588.99
Fund: 8314 - AMI-KIDS MAINTENANCE ACCT						
Revenue						
8314-00-000-32020	INTEREST INCOME	2,500.00	2,500.00	641.25	810.13	-1,689.87
Revenue Total:		2,500.00	2,500.00	641.25	810.13	-1,689.87
Fund: 8314 - AMI-KIDS MAINTENANCE ACCT Total:		2,500.00	2,500.00	641.25	810.13	-1,689.87
Fund: 8316 - INDIGENT INVESTMENT ACCOUNT						
Revenue						
8316-00-000-32020	INTEREST INCOME	3,500.00	3,500.00	0.00	5,432.09	1,932.09
Revenue Total:		3,500.00	3,500.00	0.00	5,432.09	1,932.09
8316-99-000-39998	TRANSFERS IN	0.00	0.00	-123,487.57	-123,487.57	-123,487.57
Fund: 8316 - INDIGENT INVESTMENT ACCOUNT Total:		3,500.00	3,500.00	-123,487.57	-118,055.48	-121,555.48
Fund: 8317 - INDIGENT LGIP ACCOUNT						
Revenue						
8317-00-000-32020	INTEREST INCOME	18,700.00	18,700.00	2,934.59	5,609.82	-13,090.18
Revenue Total:		18,700.00	18,700.00	2,934.59	5,609.82	-13,090.18
Fund: 8317 - INDIGENT LGIP ACCOUNT Total:		18,700.00	18,700.00	2,934.59	5,609.82	-13,090.18

Detail of Receipts

For Fiscal: 2019-2020 Period Ending: 08/31/2019

		Original Total Budget	Current Total Budget	Period Activity	Fiscal Activity	Variance Favorable (Unfavorable)
Fund: 8318 - NMB-T CASH MANAGEMENT ACCOUNT						
Revenue						
8318-00-000-32020	INTEREST INCOME	150,000.00	150,000.00	62,919.55	75,661.82	-74,338.18
	Revenue Total:	150,000.00	150,000.00	62,919.55	75,661.82	-74,338.18
8318-99-000-39999	TRANSFER OUT	0.00	0.00	367,050.47	367,050.47	367,050.47
	Fund: 8318 - NMB-T CASH MANAGEMENT ACCOUNT Total:	150,000.00	150,000.00	429,970.02	442,712.29	292,712.29
Fund: 8319 - LGIP CASH MANAGEMENT ACCOUNT						
Revenue						
8319-99-000-32020	INTEREST INCOME	15,000.00	15,000.00	5,058.67	9,909.73	-5,090.27
	Revenue Total:	15,000.00	15,000.00	5,058.67	9,909.73	-5,090.27
	Fund: 8319 - LGIP CASH MANAGEMENT ACCOUNT Total:	15,000.00	15,000.00	5,058.67	9,909.73	-5,090.27
	Report Total:	330,609,048.47	330,609,048.47	860,494.27	2,037,927.41	-328,571,121.06



Sandoval County, NM

Detail of Receipts Account Summary

For Fiscal: 2019-2020 Period Ending: 08/31/2019

		Original Total Budget	Current Total Budget	Period Activity	Fiscal Activity	Variance Favorable (Unfavorable)
Fund: 8390 - INMATE CUSTODIAL ACCOUNT						
Revenue						
8390-99-000-31876	INMATE CUSTODIAL DEPOSITS	400,000.00	400,000.00	15,395.63	31,123.97	-368,876.03
	Revenue Total:	400,000.00	400,000.00	15,395.63	31,123.97	-368,876.03
	Fund: 8390 - INMATE CUSTODIAL ACCOUNT Total:	400,000.00	400,000.00	15,395.63	31,123.97	-368,876.03
Fund: 8999 - ARCHIVE - EMPLOYEE INSURANCE						
Revenue						
8999-99-000-30150	INSURANCE PREMIUM	0.00	0.00	344,956.36	685,306.96	685,306.96
8999-99-000-31760	REFUNDS AND REIMBURSEMENTS	0.00	0.00	1.00	1.00	1.00
	Revenue Total:	0.00	0.00	344,957.36	685,307.96	685,307.96
	Fund: 8999 - ARCHIVE - EMPLOYEE INSURANCE Total:	0.00	0.00	344,957.36	685,307.96	685,307.96
Fund: 9950 - FLEX PAYMENT ACCOUNT (NON COUNTY ACCT)						
Revenue						
9950-00-000-31760	REFUNDS AND REIMBURSEMENTS	0.00	0.00	0.00	20.00	20.00
9950-00-000-35500	EMPLOYEE CONTRIBUTIONS	0.00	0.00	6,996.29	14,023.24	14,023.24
	Revenue Total:	0.00	0.00	6,996.29	14,023.24	14,023.24
	Fund: 9950 - FLEX PAYMENT ACCOUNT (NON COUNTY ACCT) Total:	0.00	0.00	6,996.29	14,023.24	14,023.24
	Report Total:	400,000.00	400,000.00	367,349.28	730,455.17	330,455.17

**FINANCIAL REPORT OF THE COUNTY TREASURER
TAX SCHEDULE MAINTENANCE REPORT
AS OF AUGUST 31, 2019**

107th FY
SANDOVAL COUNTY

TAX YEAR	TOTAL TAXES CHARGED TO TREASURER	TOTAL NET ADJUSTMENTS TO DATE	NET TAXES CHARGED TO TREASURER	TAXES COLLECTED THIS MONTH	TAXES COLLECTED TO DATE	TAXES UNCOLLECTED TO DATE	PERCENTAGE COLLECTED
2009	\$113,377,538.50	(\$2,712,063.64) **	\$110,665,474.86	\$1,710.10	\$110,244,621.96	\$420,852.90	99.62%
2010	\$115,121,965.22	(\$1,386,948.87) **	\$113,735,016.35	\$1,270.66	\$113,439,700.10	\$295,316.25	99.74%
2011	\$111,937,985.80	\$53,025.00	\$111,991,010.80	\$881.64	\$111,697,636.41	\$293,374.39	99.74%
2012	\$114,443,115.48	(\$90,618.66)	\$114,352,496.82	\$1,263.28	\$114,005,523.49	\$346,973.33	99.70%
2013	\$115,726,180.71	(\$106,551.70)	\$115,619,629.01	\$745.72	\$115,232,695.66	\$386,933.35	99.67%
2014	\$115,146,019.09	\$794,387.78	\$115,940,406.87	\$1,544.30	\$115,514,993.58	\$425,413.29	99.63%
2015	\$118,878,983.27	\$226,278.36	\$119,105,261.63	\$3,538.79	\$118,538,054.15	\$567,207.48	99.52%
2016	\$124,297,473.78	\$242,992.62	\$124,540,466.40	\$7,667.03	\$123,819,977.66	\$720,488.74	99.42%
2017	\$114,824,481.20	(\$236,993.98)	\$114,587,487.22	\$32,267.70	\$113,066,709.00	\$1,520,778.22	98.67%
Sub Total	\$1,043,753,743.05	-\$3,216,493.09	\$1,040,537,249.96	\$50,889.22	\$1,035,559,912.01	\$4,977,337.95	99.52%
2018	\$119,830,398.58	\$153,417.34	\$119,983,815.92	\$208,664.84	\$117,065,770.81	\$2,918,045.11	97.57%
TOTALS	\$1,163,584,141.63	-\$3,063,075.75	\$1,160,521,065.88	\$259,554.06	\$1,152,625,682.82	\$7,895,383.06	99.32%

**Adjustments for 2009 and 2010 include an unusually large number of property tax protests submitted for those tax years.

FINANCIAL REPORT OF THE COUNTY TREASURER
STATEMENT OF DEBT
FOR THE MONTH OF AUGUST 2019

107th FY
SANDOVAL COUNTY

PURPOSE	DATE OF ISSUE	RATE OR AVERAGE RATE	ORIGINAL AMOUNT OF ISSUE	REDEEMED THIS MONTH	PRINCIPAL AMOUNT OUTSTANDING	TOTAL INTEREST REQUIRED	INTEREST PAID THIS MONTH	INTEREST PAID TO DATE	INTEREST OUT-STANDING
GENERAL OBLIGATION / PROPERTY TAX BASED BONDS AND LOANS									
2019 GO BONDS	01-19	2.43%	12,365,000	0.00	12,365,000	3,969,273.89	0.00	281,973.89	3,687,300.00
2016 GO REFUNDING LOAN	12-16	1.40%	1,470,000	0.00	745,000	47,801.48	0.00	42,627.34	5,174.14
2015 GO BONDS	05-15	2.00%	5,250,000	0.00	3,405,000	1,300,586.67	0.00	662,286.67	638,300.00
2013 GO BOND	11-13	2.00%	4,775,000	0.00	2,360,000	924,151.67	0.00	703,501.67	220,650.00
2011 GO BOND	12-11	2.00%	3,250,000	0.00	0	284,600.69	0.00	284,600.69	0.00
2000 PLACITAS HOMESTEAD BOND	03-00	6.51%	295,000	0.00	0	214,687.71	0.00	214,687.71	0.00
	TOTALS		27,405,000.00	0.00	18,875,000.00	6,741,102.11	0.00	2,189,677.97	4,551,424.14
REVENUE BONDS AND LOANS									
2018 DETENTION CENTER LOAN	06-18	3.65%	5,310,000.00	0.00	5,310,000.00	950,923.16	0.00	30,308.39	920,614.77
2017 GASOLINE TAX REFUNDING LOAN	03-17	2.25%	1,194,889	111,131.59	625	40,725.76	1,253.75	42,604.63	-1,878.87
2016 PILT REFUNDING LOAN	12-16	1.44%	6,080,000	0.00	4,920,000	492,058.50	0.00	222,060.75	269,997.75
2016 GRT REVENUE	10-16	2.60%	6,845,000	0.00	6,485,000	2,267,228.10	0.00	627,040.48	1,640,187.62
2015 FIRE PROTECTION BOND	03-15	1.95%	2,025,000	0.00	420,000	122,150.99	0.00	113,824.49	8,326.50
2014 INCENTIVE PAYMENT REVENUE BOND**	07-14	2.09%	42,935,000	0.00	16,610,000	3,365,081.48	0.00	3,136,077.18	229,004.30
2013 NMFA LANDFILL PROJECT LOAN	11-13	2.10%	7,040,000	0.00	5,300,000	2,754,917.50	0.00	1,633,930.50	1,120,987.00
2012 DETENTION REFUNDING LOAN - CUBA	10-12	3.84%	4,339,661	0.00	3,336,513	1,880,070.46	0.00	897,467.26	982,603.20
2010 INFRASTRUCTURE REFUNDING BOND	05-10	4.15%	2,650,000	0.00	1,800,000	1,246,454.59	0.00	751,042.08	495,412.51
2010 NMED RURAL INFRASTRUCTURE LOAN	02-10	3.00%	1,017,576	0.00	280,765	350,365.82	0.00	210,425.64	139,940.18
	TOTALS		79,437,126.07	111,131.59	44,462,903.19	13,469,976.36	1,253.75	7,664,781.40	5,805,194.96
NEW MEXICO FINANCE AUTHORITY LOANS FOR FIRE EQUIPMENT									
2013 NMFA FIRE EQUIP LOAN (ZIA VFD)	06-13	1.63%	48,363	0.00	25,189.00	4,336.22	0.00	3,269.36	1,066.86
2013 NMFA FIRE EQUIP LOAN (REGINA VFD)	06-13	1.63%	78,590	0.00	40,932.00	7,046.52	0.00	5,312.76	1,733.76
2013 NMFA FIRE EQUIP LOAN (PONDEROSA VFD)	06-13	1.63%	118,892	0.00	61,924.00	10,660.23	0.00	8,037.37	2,622.86
2013 NMFA FIRE EQUIP LOAN (SOUTH VFD)	06-13	1.63%	131,990	0.00	68,745.00	11,834.45	0.00	8,922.69	2,911.76
2010 NMFA FIRE EQUIP LOAN (SOUTH VFD)	08-10	2.80%	201,985	0.00	65,951.00	36,131.60	0.00	33,845.82	2,285.78
2010 NMFA FIRE EQUIP LOAN (ALGODONES VFD)	08-10	2.80%	79,170	0.00	25,850.00	14,162.09	0.00	13,266.15	895.94
2010 NMFA FIRE EQUIP LOAN (PONDEROSA VFD)	08-10	2.80%	157,675	0.00	51,484.00	28,205.35	0.00	26,420.93	1,784.42
	TOTALS		816,665.00	0.00	340,075.00	112,376.46	0.00	99,075.08	13,301.38
GRAND TOTAL			107,658,791.07	111,131.59	63,677,978.19	20,323,454.93	1,253.75	9,953,534.45	10,369,920.48

FINANCIAL REPORT OF THE COUNTY TREASURER
STATEMENT OF DEBT
FOR THE MONTH OF AUGUST 2019

107th FY
SANDOVAL COUNTY

PURPOSE	DATE OF ISSUE	RATE OR AVERAGE RATE	ORIGINAL AMOUNT OF ISSUE	REDEEMED THIS MONTH	PRINCIPAL AMOUNT OUTSTANDING	TOTAL INTEREST REQUIRED	INTEREST PAID THIS MONTH	INTEREST PAID TO DATE	INTEREST OUT-STANDING
CAPITAL LEASE PAYABLE									
2017 B ENERGY EFFICIENCY PROJECTS LEASE	11-07	3.19%	6,550,526	0.00	6,329,279.89	2,612,859.91	0.00	308,753.89	2,304,106.02
MATURED AND REFUNDED BONDS									
2012 GO BOND - Maturity Date 08/01/2018	11-12	2.00%	5,835,000	0.00	0.00	444,855.83	0.00	444,855.83	0.00
2013 NMFA LANDFILL REFUNDING LOAN (9)	08-13	0.31%	2,146,263	0.00	0.00	52,440.76	0.00	52,440.76	0.00
2013 NMFA FIRE EQUIP LOAN (LA MADERA VFD)(8)	06-13	0.81%	28,212	0.00	0.00	665.53	0.00	665.53	0.00
2010 ACQUISITION AND REFUNDING BOND (1)	04-10	3.00%	2,150,000	0.00	0.00	197,550.00	0.00	197,550.00	0.00
2005 FIRE PROTECTION BOND (2)	03-05	3.00%	5,000,000	0.00	0.00	1,461,106.28	0.00	1,461,106.28	0.00
2005 INCENTIVE PAYMENT REVENUE BOND (3)	09-05	3.50%	55,000,000	0.00	0.00	31,449,404.11	0.00	24,039,935.35	0.00
1999 GRT REFUNDING & IMPROVEMENT (4)	03-99	4.55%	4,800,000	0.00	0.00	2,054,139.47	0.00	2,054,139.47	0.00
2006 GO BOND (5)	12-06	4.00%	3,250,000	0.00	0.00	1,225,964.21	0.00	1,084,021.71	0.00
2007 PILT REVENUE BOND (6)	03-07	4.50%	10,000,000	0.00	0.00	4,728,746.83	0.00	3,267,389.33	0.00
2007 GRT REVENUE (7)	06-07	4.50%	10,000,000	0.00	0.00	3,859,544.76	0.00	3,859,544.76	0.00

** Payments for the Incentive Revenue Bonds are provided by the Intel Corporation under agreement.

Sandoval County had entered into a lease purchase agreement with Sterling National Bank in the amount of \$6,550,526.00 for the acquisition of solar and energy efficiency equipment for County facilities.

- (1) 2010 Acquisition Bond matured 4/1/2015
- (2) 2005 Fire Protection Bond refunded 3/15/2015 with proceeds from the 2015 Fire Protection Bond
- (3) 2005 Incentive Revenue Bonds refunded 6/1/2015 with proceeds from the 2014 Incentive Payment Revenue Bonds
- (4) 1999 GRT Refunding & Improvement Bond matured 3/15/2015
- (5) 2006 GO Bond refunded 12/15/16 with proceeds from the 2016 GO Refunding Loan
- (6) 2007 PILT Revenue Bond refunded 12/15/16 with proceeds from the 2016 PILT Refunding Loan
- (7) 2007 GRT Revenue Bond refunded 6/1/17 with proceeds from 2016 GRT Refunding Loan
- (8) 2013 NMFA Fire Equipment loan paid in full 5/01/2018
- (9) 2013 NMFA Landfill Refunding loan paid in full 5/01/2019



21 Scarsdale Road
Yonkers, New York 10707

August 2019




Reporting Activity 08/01 - 08/31

Page 1 of 4

RETURN SERVICE REQUESTED

COUNTY OF SANDOVAL
STERLING NATIONAL BANK ESCROW ACCOUNT
1500 IDALIA BLDG D
BERNALILLO NM 87004-6303

Contact Us

-  Client Services 855-274-2800
-  Mailing Address 21 Scarsdale Road
Yonkers, NY 10707
-  Online Access <https://www.snb.com>

SUMMARY OF ACCOUNTS

ACCOUNT TYPE	ACCOUNT NUMBER	ENDING BALANCE
MUNICIPAL MONEY MARKET		\$397,317.36

MUNICIPAL MONEY MARKET -

Account Summary

Date	Description	
08/01/2019	Beginning Balance	\$397,283.15
	0 Debit(s) this period	\$0.00
	0 Credit(s) this period	\$0.00
08/31/2019	Ending Balance	\$397,317.36

Interest Summary

Description	
Interest Earned From 08/01/2019 Through 08/31/2019	
Annual Percentage Yield Earned	0.1000%
Interest Days	31
Interest Earned	\$34.21
Interest Paid This Period	\$34.21
Interest Paid Year-to-Date	\$451.87
Interest Withheld Year-to-Date	\$0.00
Average Ledger Balance	\$397,283.15
Average Available Balance	\$397,283.15

Transaction Activity

Transaction Date	Description	Debits	Credits	Balance
08/01/2019	Beginning Balance			\$397,283.15
08/31/2019	INTEREST DEPOSIT		\$34.21	\$397,317.36
08/31/2019	Ending Balance			\$397,317.36



RECORD OF SANDOVAL COUNTY

INVESTMENTS

PAGES

Sandoval County Investments are public record.

If you would like to review, please contact the Treasurer's Office or review the document filed with the Sandoval County Clerk's Office.

AUGUST 2019
INVESTMENT ACCOUNTS SUMMARY

WM, ZION'S BANK & LGIP- JULY 1, 2019 THROUGH JUNE 30, 2020

ALL ACCOUNTS	TOTAL OF CASH MANAGEMENT POOL	TOTAL OF ECONOMIC DEVELOPMENT FUND POOL	TOTAL OF RESERVE, BOND, AND AGENCY FUND POOL	TOTAL OF INVESTMENT PORTFOLIO
Beginning Value	YEAR TO DATE	YEAR TO DATE	YEAR TO DATE	YEAR TO DATE
as of July 1, 2019	\$ 8,965,138.71	\$ 2,982,844.88	\$ 163,088.99	\$ 12,111,072.58
Cash/Security Transfers	\$ 5,761,750.51	\$ 445,308.64	\$ 335,304.58	\$ 6,542,363.73
Contributions	\$ 744,739.32	\$ -	\$ -	\$ 744,739.32
Income	\$ 48,277.81	\$ 12,093.45	\$ 10.99	\$ 60,382.25
Fees	\$ (990.55)	\$ (249.49)	\$ (85.65)	\$ (1,325.69)
Withdrawals	\$ (499,664.16)	\$ -	\$ (2,898.09)	\$ (502,562.25)
Change in account value	\$ 9,839.72	\$ 175.81	\$ 639.92	\$ 10,655.45
Market Value as of August 31, 2019	\$ 15,029,091.36	\$ 3,440,173.29	\$ 496,060.74	\$ 18,965,325.39

GENERAL FUND, CASH MANAGEMENT AND HCAP FUND ACCOUNTS

ECONOMIC DVLPT ACCOUNTS

ALL ACCOUNTS	CASH MANAGEMENT LGIP	GENERAL FUND	HCAP FUND	CASH MANAGEMENT POOL	HCAP FUND LGIP	ECONOMIC DEVELOPMENT INCENTIVE FUND LGIP	ECONOMIC DEVELOPMENT INCENTIVE FUND
Beginning Value	YEAR TO DATE	YEAR TO DATE	YEAR TO DATE	YEAR TO DATE	YEAR TO DATE	MONTHLY	YEAR TO DATE
as of July 1, 2019	\$ 2,495,027.66	\$ 3,260,757.87	\$ 1,775,055.48	\$ 74,897.05	\$ 1,359,400.65	\$ 2,982,844.88	\$ -
Cash/Security Transfers	\$ -	\$ (3,248,716.73)	\$ (1,329,039.89)	\$ 9,883,607.13	\$ 455,900.00	\$ 25,000.00	\$ 420,308.64
Contributions	\$ 744,739.32	\$ -	\$ -	\$ -	\$ -	\$ -	\$ -
Income	\$ 10,118.50	\$ 18,508.24	\$ 13,923.04	\$ -	\$ 5,728.03	\$ 12,093.45	\$ -
Fees	\$ (208.77)	\$ (155.17)	\$ (508.40)	\$ -	\$ (118.21)	\$ (249.49)	\$ -
Withdrawals	\$ -	\$ (42,177.64)	\$ (457,486.52)	\$ -	\$ -	\$ -	\$ -
Change in account value	\$ 11,783.43	\$ (1,943.71)	\$ -	\$ -	\$ -	\$ -	\$ 175.81
Market Value as of August 31, 2019	\$ 3,249,676.71	\$ 0.00	\$ (0.00)	\$ 9,958,504.18	\$ 1,820,910.47	\$ 3,019,688.84	\$ 420,484.45

RESERVE, BOND AND AGENCY FUND ACCOUNTS

ALL ACCOUNTS	BOND RESERVE FUND	2012 AMI KIDS BOND	AMI KIDS MAINTENANCE FUND	PROJECT FUND
Beginning Value	YEAR TO DATE	YEAR TO DATE	YEAR TO DATE	YEAR TO DATE
as of July 1, 2019	\$ -	\$ 163,088.99	\$ -	\$ -
Cash/Security Transfers	\$ 400,245.85	\$ (160,579.98)	\$ 95,638.71	\$ -
Contributions	\$ -	\$ -	\$ -	\$ -
Income	\$ -	\$ 10.99	\$ -	\$ -
Fees	\$ -	\$ (85.65)	\$ -	\$ -
Withdrawals	\$ -	\$ (2,898.09)	\$ -	\$ -
Change in account value	\$ 143.14	\$ 463.74	\$ 33.04	\$ -
Market Value as of August 31, 2019	\$ 400,388.99	\$ (0.00)	\$ 95,671.75	\$ -