






# Sandoval County Treasurer's Financial Report



For the Month of May 2019

June 13, 2019

  
Treasury Controller / Treasury Accountant

  
Sandoval County Treasurer

# SANDOVAL COUNTY TREASURER'S FINANCIAL REPORT

MAY 2019

Detail of Fund Balances	01- 03
Detail of Fund Receipts	04-18
Tax Maintenance Schedule	19
Statement of Bonded Debt	20 – 23
Record of County Investments	24 – 64

**FINANCIAL REPORT OF THE COUNTY TREASURER  
DETAIL OF FUNDS  
FOR THE MONTH OF MAY 2019**

106th FY  
SANDOVAL COUNTY

	FUND CODE	BALANCE 1-Jul-18	RECEIPTS TO DATE	TRANSFERS TO DATE	DISBURSED TO DATE	TREASURER'S BALANCE
<b>SECTION A1 (BUDGETED FUNDS-LIMITED)</b>						
GENERAL FUND	1010	9,091,179.59	26,612,489.33	-8,092,223.74	-16,631,613.34	10,979,831.84
ROAD FUND	2010	4,959,591.84	1,836,564.18	1,600,000.00	-4,058,147.29	4,338,008.73
FARM & RANGE FUND	2020	57,694.71	0.00	0.00	0.00	57,694.71
BUILDING MAINT & CONSTRUCTION	2040	4,708,318.37	68,073.58	301,553.50	-1,517,896.40	3,560,049.05
SACO CAPITAL OUTLAY PROJECTS	2041	7,160,373.34	80,945.84	659,503.00	-744,883.55	7,155,938.63
SOLID WASTE	2050	2,289,991.04	3,097,816.18	0.00	-2,262,930.34	3,124,876.88
LANDFILL CLOSURE	2060	930,438.20	0.00	0.00	0.00	930,438.20
CLERKS EQUIPMENT RECORDING FEES	2070	1,134,539.52	170,316.00	0.00	-28,244.42	1,276,611.10
DETENTION	2090	2,074,861.07	6,803,784.22	2,710,816.51	-10,791,161.32	798,300.48
E-911 COMMUNICATIONS	2130	1.00	4,131.64	588,883.16	-994,839.45	-401,823.65
INDIGENT FUND	2250	5,355,486.84	1,936,168.70	0.00	-2,808,837.97	4,482,817.57
PROPERTY VALUATION	2300	560,305.38	753,255.29	0.00	-995,654.43	317,906.24
JUVENILE DETENTION	2350	326,631.46	390,852.00	331,112.50	-662,224.00	386,371.96
JUVENILE CONTINUUM	2351	6,272.33	130,702.39	33,211.50	-143,995.86	26,190.36
RECREATION FUND	2380	16,093.61	5,936.00	0.00	-9,617.79	12,411.82
SW YOUTH SOCCER COMPLEX	2390	0.00	80,000.00	0.00	-80,000.00	0.00
SACO PROJECT FUND	3010	46,308.06	0.00	0.00	-15,428.90	30,879.16
SACO DEPARTMENTAL GRANTS	3020	5.88	0.00	0.00	-4,405.78	-4,399.90
SHERIFF'S OVERTIME GRANTS	3040	33,129.51	119,975.84	0.00	-126,288.70	26,816.65
SHERIFF'S CARE FUND	3050	2,909.51	0.00	0.00	-2,900.00	9.51
LAW ENFORCEMENT PROTECTION	3080	21,095.49	60,600.00	0.00	-59,305.49	22,390.00
COMCAST CABLE COMMUNICATIONS	3200	59,114.07	16,474.10	0.00	-13,500.00	62,088.17
GIS MAPPING	3210	27,921.32	534.00	0.00	-8,594.76	19,860.56
EMS/FIRE DEPARTMENT	4010	90,933.54	1,721,984.36	945,000.00	-3,246,184.50	-488,266.60
SANDOVAL COUNTY 1/4 CENT	4011	4,654.51	93,864.50	0.00	-4,298.19	94,220.82
PLACITAS FIRE	4012	128,921.05	402,617.81	0.00	-273,714.52	257,824.34
FIRE DISTRICT- GRANT FUNDING	4013	0.00	341,299.20	0.00	-174,388.00	166,911.20
PENA BLANCA FIRE	4014	55,941.09	76,655.00	0.00	-63,919.66	68,676.43
PONDEROSA FIRE	4015	125,836.73	261,632.22	0.00	-103,840.43	283,628.52
LA MADERA FIRE	4016	21,965.18	85,227.50	51.90	-64,082.83	43,161.75
LA CUEVA FIRE	4017	49,983.09	195,965.22	0.00	-104,653.22	141,295.09
TORREON FIRE	4019	15,210.95	53,945.00	0.00	-46,322.21	22,833.74
ZIA PUEBLO FIRE	4020	70,727.96	48,647.00	0.00	-49,590.91	69,784.05
REGINA FIRE	4021	195,316.20	161,795.22	0.00	-92,710.98	264,400.44
SACO EMS	4035	3.94	13,411.00	0.00	-13,395.00	19.94
SANTO DOMINGO EMS	4037	232.12	9,301.00	0.00	-7,835.07	1,698.05
JEMEZ PUEBLO EMS	4038	31.84	9,086.00	0.00	-3,294.93	5,822.91
LA CUEVA EMS	4039	214.82	7,195.00	0.00	-6,601.08	808.74
PONDEROSA EMS	4041	422.64	7,002.00	0.00	-7,303.43	121.21
LA MADERA EMS	4042	129.52	5,071.00	0.00	-5,022.10	178.42
REGINA EMS	4043	507.92	5,031.00	0.00	-5,365.51	173.41
PENA BLANCA EMS	4044	283.28	5,010.00	0.00	-5,162.53	130.75
TORREON EMS	4045	18.87	7,002.00	0.00	-6,441.43	579.44
NAVAJO NATION EMS	4049	212.88	8,710.00	0.00	-2,512.18	6,410.70
FIRE PROTECTION FUND	4170	12,807.54	80,914.00	0.00	-59,129.79	34,591.75
<b>SECTION A1 SUBTOTALS</b>		<b>\$ 39,636,617.81</b>	<b>\$ 45,769,985.32</b>	<b>\$ (922,091.67)</b>	<b>\$ (46,306,238.29)</b>	<b>\$ 38,178,273.17</b>

**FINANCIAL REPORT OF THE COUNTY TREASURER  
DETAIL OF FUNDS  
FOR THE MONTH OF MAY 2019**

106th FY  
SANDOVAL COUNTY

	FUND CODE	BALANCE 1-Jul-18	RECEIPTS TO DATE	TRANSFERS TO DATE	DISBURSED TO DATE	TREASURER'S BALANCE
<b>SECTION A1 (BUDGETED FUNDS-LIMITED)</b>						
WILDLAND REIMBURSEMENT	4241	126,380.78	517,288.49	-145,000.00	-122,602.42	376,066.85
HOMELAND SECURITY	4450	38,883.16	220,000.00	-38,883.16	-220,000.00	0.00
NM DEPT OF HEALTH/MATERNAL	5000	391,074.50	66,793.86	0.00	-140,298.79	317,569.57
SUBSTANCE ABUSE PROGRAM	5010	10,372.83	87,466.30	0.00	-78,607.74	19,231.39
D.W.I. GRANT	5020	57,498.07	973,167.64	123,837.00	-1,122,876.05	31,626.66
SHELTER PLUS CARE PROGRAM	5050	58,939.34	261,239.73	45,017.50	-392,577.65	-27,381.08
COMMUNITY SERVICE-GRANTS	5100	822.55	14,365.00	0.00	-9,986.69	5,200.86
SENIOR SUPPORT PROGRAM	5250	1,588,474.68	0.00	896,359.00	-1,496,557.88	988,275.80
SENIOR CITIZENS	5260	105,343.63	917,403.17	66,466.00	-1,066,797.68	22,415.12
SENIOR ANCILLARY	5270	83,632.17	135,546.82	27,816.00	-154,884.97	92,110.02
WATER PROJECT FUND	6010	70,871.45	0.00	0.00	-64,940.69	5,930.76
LOCAL ECONOMIC DEV ACT GRANT	6011	12,500.00	500,000.00	0.00	-412,500.00	100,000.00
EL ZOCALO	6020	216,691.68	111,626.73	0.00	-61,648.01	266,670.40
COUNTY FAIRGROUNDS MANAGEMENT	6030	62,987.80	5,569.00	8,769.00	-36,567.64	40,758.16
TOURISM-COOP ADV	6090	19,924.06	23,500.00	0.00	-19,652.78	23,771.28
LODGERS TAX	6110	6,569.35	11,402.77	0.00	-5,941.07	12,031.05
JEMEZ MTN. TRAIL GRANT	6120	1,232.26	0.00	-1,232.26	0.00	0.00
CELL TOWER FUND	6130	142,772.12	30,500.00	0.00	-58,503.91	114,768.21
P & Z SUBDIVISION FEE	6131	23,138.00	5,000.00	0.00	-2,816.88	25,321.12
2019 PUBLIC SAFETY COMMICATIONS BOND	6140	0.00	5,237,399.13	0.00	-66,355.95	5,171,043.18
2019 PUBLIC SAFETY PROJECT BOND	6141	0.00	4,883,121.68	0.00	-61,867.57	4,821,254.11
LEGISLATIVE FUNDING	6500	0.00	1,222,630.62	0.00	-695,818.54	526,812.08
2019 LIBRARY BOND	6502	53,839.59	3,408,109.11	-53,941.91	-43,178.42	3,364,828.37
E911 COMMUNICATIONS BOND	6503	0.00	0.00	0.00	0.00	0.00
ECONOMIC DEVELOPMENT PROJECTS	6504	2,437,966.44	47,905.04	0.00	-10,047.67	2,475,823.81
ECONOMIC DEVELOPMENT INCENTIVE	6505	1,074,268.44	27,176.68	0.00	0.00	1,101,445.12
ENERGY EFFICIENCY PROJECT	6506	4,445,508.12	1,957.36	-189.00	-4,050,060.64	397,215.84
<b>SECTION A1 SUBTOTALS</b>		<b>11,029,691.02</b>	<b>18,709,169.13</b>	<b>929,018.17</b>	<b>-10,395,089.64</b>	<b>20,272,788.68</b>
<b>COUNTY FUND POOLED TOTALS</b>		<b>\$ 50,666,308.83</b>	<b>\$ 64,479,154.45</b>	<b>\$ 6,926.50</b>	<b>\$ (56,701,327.93)</b>	<b>\$ 58,451,061.85</b>



**FINANCIAL REPORT OF THE COUNTY TREASURER  
DETAIL OF FUNDS  
FOR THE MONTH OF MAY 2019**

106th FY  
SANDOVAL COUNTY

	FUND CODE	BALANCE 1-Jul-18	RECEIPTS TO DATE	TRANSFERS TO DATE	DISBURSED TO DATE	TREASURER'S BALANCE
<b>SECTION B (BONDS AND INVESTMENTS)</b>						
DEBT SERVICE	8102	1,134,816.93	1,768,318.26	215,561.88	-2,775,586.55	343,110.52
GO BOND DEBT SERVICE	8104	3,213,219.13	1,752,979.79	53,941.91	-3,273,048.53	1,747,092.30
2000 PLACITAS HMSTD. DEBT SERVICE	8106	22,424.36	19,435.27	0.00	-22,187.50	19,672.13
ECONOMIC DEVELOPMENT LGIP	8108	0.00	0.00	0.00	0.00	0.00
INCENTIVE BOND DEBT SERVICE	8110	214,482.76	9,236,120.11	0.00	-8,619,611.66	830,991.21
NMFA RESERVE - LANDFILL PROJECT LOAN	8112	708,015.23	10,320.33	0.00	-54.06	718,281.50
NMFA RESERVE - LANDFILL SYSTEM LOAN	8114	215,561.88	0.00	-215,561.88	0.00	0.00
NMFA ACCOUNT - PONDEROSA VFD	8116	62,144.20	1,197.12	0.00	-18,322.18	45,019.14
NMFA ACCOUNT - ALGODONES VFD	8118	201.59	9,150.96	0.00	-9,199.14	153.41
NMFA ACCOUNT - PLACITAS VFD	8120	80,965.26	1,560.66	0.00	-23,471.08	59,054.84
NMFA ACCOUNT - LA MADERA VFD	8122	51.90	0.00	-51.90	0.00	0.00
NMFA ACCOUNT - SOUTH FD	8124	124.40	14,702.20	0.00	-14,584.82	241.78
NMFA ACCOUNT - PONDEROSA VFD	8126	112.10	13,244.27	0.00	-13,138.02	218.35
NMFA ACCOUNT - REGINA VFD	8128	72.83	8,755.62	0.00	-8,683.88	144.57
NMFA ACCOUNT - ZIA PUEBLO VFD	8130	46.77	5,386.41	0.00	-5,344.54	88.64
NMFA ACCOUNT - 2016 PILT BOND REFUNDING	8132	611,719.47	9,059.87	0.00	-20.10	620,759.24
NMFA ACCOUNT - 2016 G.O. BOND REFUNDING	8134	0.88	0.00	0.00	0.00	0.88
NMFA ACCOUNT - REFUNDING DETENTION CTR	8136	372,746.59	162,267.08	136,464.52	-317,603.22	353,874.97
AMI-KIDS RENTAL INCOME	8138	127,595.93	11,011.05	-56,464.52	0.00	82,142.46
DETENTION LOAN - DEBT SERVICE	8142		283,234.54	-60,816.51		222,418.03
TAX PAYMENT	8190	0.00	313,284,079.25	0.00	-273,052,413.92	40,231,665.33
2007 PILT REVENUE BOND	8214	106,856.09	646.79	0.00	-105,250.08	2,252.80
2013 LANDFILL PROJECT BOND	8234	135,377.36	1,467.96	0.00	0.00	136,845.32
SANDOVAL GENERAL FUND	8300	116,696.71	151,089.82	-50,000.00	0.00	217,786.53
SANDOVAL BOND RESERVE	8306	228,529.01	6,250.37	0.00	0.00	234,779.38
AMI-KIDS RESERVE FUND	8310	236,484.92	6,143.68	-80,000.00	0.00	162,628.60
AMI-KIDS MAINTENANCE ACCT	8314	91,578.95	3,052.50	0.00	0.00	94,631.45
INDIGENT INVESTMENT ACCT NMB-T	8316	47,684.23	67,022.29	0.00	0.00	114,706.52
INDIGENT ACCT STO LGIP	8317	0.00	13,627.78	0.00	0.00	13,627.78
CASH MANAGEMENT ACCT NMB-T	8318	1,367,283.95	215,224.04	0.00	0.00	1,582,507.99
CASH MANAGEMENT ACCT STO LGIP	8319	0.00	14,020.10	50,000.00	0.00	64,020.10
<b>SECTION B SUBTOTALS</b>		<b>9,094,793.43</b>	<b>327,069,368.12</b>	<b>-6,926.50</b>	<b>-288,258,519.28</b>	<b>47,898,715.77</b>
<b>SECTION C (MISCELLANEOUS )</b>						
INMATE CUSTODIAL	8390	110,572.50	415,487.93	0.00	-432,455.26	93,605.17
INMATE ACTIVITIES	8392	0.00	0.00	0.00	0.00	0.00
DETENTION BOND	8394	0.00	0.00	0.00	0.00	0.00
INMATE	8396	0.00	0.00	0.00	0.00	0.00
EMPLOYEE INSURANCE	8999	228,895.54	4,018,160.94	0.00	-3,936,106.59	310,949.89
FLEXIBLE SPENDING	9950	32,639.89	88,983.37	0.00	-99,731.72	21,891.54
<b>SECTION C SUBTOTALS</b>		<b>372,107.93</b>	<b>4,522,632.24</b>	<b>0.00</b>	<b>-4,468,293.57</b>	<b>426,446.60</b>
<b>GRAND TOTALS</b>		<b>\$ 60,133,210.19</b>	<b>\$ 396,071,154.81</b>	<b>\$ (0.00)</b>	<b>\$ (349,428,140.78)</b>	<b>\$ 106,776,224.22</b>



Sandoval County, NM

# Detail of Receipts Account Summary

For Fiscal: 2018-2019 Period Ending: 05/31/2019

	Original Total Budget	Current Total Budget	Period Activity	Fiscal Activity	Variance Favorable (Unfavorable)	
<b>Fund: 1010 - GENERAL FUND</b>						
<b>Revenue</b>						
<a href="#">1010-99-000-30010</a>	ACCTS RECV-PREV FISCAL YR	0.00	14,413.19	0.00	14,413.19	0.00
<a href="#">1010-99-000-31000</a>	OPER-CURR-YR-PROPERTY TAX	24,706,270.00	24,706,270.00	1,228,048.50	17,266,002.07	-7,440,267.93
<a href="#">1010-99-000-31010</a>	OPER-DELINQ-YR-PROPERTY TAX	615,000.00	615,000.00	43,069.68	660,597.23	45,597.23
<a href="#">1010-99-000-31100</a>	INTEREST-CURRENT YR PROPERTY T	425,000.00	425,000.00	37,307.53	322,238.85	-102,761.15
<a href="#">1010-99-000-31120</a>	PENALTY- CURRENT YR PROPERTY T	170,000.00	170,000.00	15,137.37	154,464.52	-15,535.48
<a href="#">1010-99-000-31140</a>	COUNTY COST	350.00	350.00	0.00	214.68	-135.32
<a href="#">1010-99-000-31142</a>	NON RENDERING FEE	22,225.00	37,731.85	562.20	37,731.85	0.00
<a href="#">1010-99-000-31162</a>	TREASURERS COLLECTION FEE	20,500.00	20,500.00	611.16	14,567.10	-5,932.90
<a href="#">1010-99-000-31200</a>	GROSS RECEIPTS	1,300,000.00	1,300,000.00	154,019.85	1,420,454.90	120,454.90
<a href="#">1010-99-000-31210</a>	GROSS RECEIPTS EQUALIZATION	2,980,000.00	3,644,926.47	0.00	3,644,926.47	0.00
<a href="#">1010-99-000-31250</a>	OIL & GAS PROD & EQUIP	410,842.00	487,199.08	32,625.29	457,199.08	-30,000.00
<a href="#">1010-99-000-31270</a>	MOTOR VEHICLE GENERAL	860,000.00	860,000.00	175,934.60	873,324.85	13,324.85
<a href="#">1010-99-000-31350</a>	LIQUOR LICENSE	200.00	200.00	0.00	200.00	0.00
<a href="#">1010-99-000-31390</a>	MERCHANDISE LICENSES	8,300.00	8,300.00	535.00	7,215.00	-1,085.00
<a href="#">1010-99-000-31426</a>	NSF FEES	1,200.00	1,200.00	0.00	112.50	-1,087.50
<a href="#">1010-99-000-31428</a>	TREASURERS SERVICE FEE	0.00	473.30	25.00	1,042.09	568.79
<a href="#">1010-99-000-31470</a>	COUNTY CLERK'S FEES	500,000.00	660,000.00	55,082.50	615,413.94	-44,586.06
<a href="#">1010-99-000-31474</a>	PROBATE FEES	8,200.00	8,200.00	450.00	8,010.00	-190.00
<a href="#">1010-99-000-31520</a>	CABLE TV FRANCHISE	23,000.00	23,000.00	0.00	22,461.13	-538.87
<a href="#">1010-99-000-31560</a>	ASSESSORS FEES	2,000.00	2,000.00	5.00	140.00	-1,860.00
<a href="#">1010-99-000-31570</a>	SUBDIVISION FEES	31,000.00	31,000.00	1,690.00	28,056.00	-2,944.00
<a href="#">1010-99-000-31610</a>	TREASURERS OFFICE FEE	900.00	900.00	100.00	860.00	-40.00
<a href="#">1010-99-000-31640</a>	RENTAL	340,000.00	372,100.00	30,129.72	342,098.58	-30,001.42
<a href="#">1010-99-000-31660</a>	SHERIFF'S FEES	18,000.00	18,000.00	1,948.50	16,388.75	-1,611.25
<a href="#">1010-99-000-31760</a>	REFUNDS AND REIMBURSEMENTS	20,000.00	41,811.55	4,673.74	61,130.85	19,319.30
<a href="#">1010-99-000-31800</a>	MISCELLANEOUS	1,000.00	1,000.00	51.50	987.52	-12.48
<a href="#">1010-99-000-31892</a>	ARROWHEAD RIDGE	0.00	25,000.00	0.00	25,000.00	0.00
<a href="#">1010-99-000-31898</a>	REIMBURSEMENT BY AGREEMENT	0.00	100,011.30	100,000.00	100,011.30	0.00
<a href="#">1010-99-000-31960</a>	STATE LIBRARY BOND	51,143.00	51,143.00	0.00	6,423.17	-44,719.83
<a href="#">1010-99-000-32020</a>	INTEREST INCOME	62,000.00	482,050.41	40,070.32	462,563.13	-19,487.28
<a href="#">1010-99-000-35130</a>	PAYMENT IN LIEU OF TAXES	1,400,000.00	1,400,000.00	0.00	0.00	-1,400,000.00
<a href="#">1010-99-000-35131</a>	EL ZOCALO SPECIAL EVENTS	38,000.00	38,000.00	11,532.50	48,240.58	10,240.58
	<b>Revenue Total:</b>	<b>34,015,130.00</b>	<b>35,545,780.15</b>	<b>1,933,609.96</b>	<b>26,612,489.33</b>	<b>-8,933,290.82</b>
<a href="#">1010-00-000-39998</a>	TRANSFER IN	1,232.26	1,232.26	0.00	1,421.26	189.00
<a href="#">1010-00-000-39999</a>	TRANSFER OUT	-15,966,088.00	-15,916,946.00	0.00	-8,093,645.00	7,823,301.00
	<b>Fund: 1010 - GENERAL FUND Total:</b>	<b>18,050,274.26</b>	<b>19,630,066.41</b>	<b>1,933,609.96</b>	<b>18,520,265.59</b>	<b>-1,109,800.82</b>

**Fund: 2010 - PUBLIC WORKS**

<b>Revenue</b>						
<a href="#">2010-99-000-30140</a>	INSURANCE RECOVERIES	0.00	10,571.50	0.00	10,571.50	0.00
<a href="#">2010-99-000-31270</a>	MOTOR VEHICLE GENERAL	400,000.00	400,000.00	97,536.03	453,797.11	53,797.11
<a href="#">2010-99-000-31300</a>	GASOLINE TAX DISTRIBUTION	500,000.00	500,000.00	44,621.70	469,882.07	-30,117.93
<a href="#">2010-99-000-31420</a>	EXCAVATING PERMITS	0.00	134.00	0.00	209.00	75.00
<a href="#">2010-99-000-31760</a>	REFUNDS AND REIMBURSEMENTS	0.00	10,560.82	253.64	17,561.88	7,001.06
<a href="#">2010-99-000-31850</a>	REIMBURSEMENT BY AGREEMENT	100,000.00	190,000.00	12,393.25	134,002.84	-55,997.16
<a href="#">2010-99-000-31852</a>	RIO RANCHO FUEL ADMIN FEE	10,000.00	20,000.00	1,239.33	13,400.29	-6,599.71
<a href="#">2010-99-000-34102</a>	SB-CURRENT FY	356,000.00	356,000.00	356,000.00	356,000.00	0.00
<a href="#">2010-99-000-34104</a>	SP-CURRENT FY	239,262.00	239,262.00	239,262.00	239,262.00	0.00
<a href="#">2010-99-000-34106</a>	CAP-CURRENT FY	471,245.00	471,245.00	0.00	0.00	-471,245.00
<a href="#">2010-99-000-35000</a>	BANKHEAD -JONES	9,347.00	9,347.00	6,212.62	6,212.62	-3,134.38

Detail of Receipts

For Fiscal: 2018-2019 Period Ending: 05/31/2019

		Original Total Budget	Current Total Budget	Period Activity	Fiscal Activity	Variance Favorable (Unfavorable)
<a href="#">2010-99-000-35080</a>	FOREST RESERVE-TITLE II	17,000.00	127,253.65	135,664.87	135,664.87	8,411.22
	Revenue Total:	2,102,854.00	2,102,854.00	893,183.44	1,836,564.18	-497,809.79
<a href="#">2010-00-000-39998</a>	TRANSFER IN	3,200,000.00	3,200,000.00	0.00	1,600,000.00	-1,600,000.00
	Fund: 2010 - PUBLIC WORKS Total:	5,302,854.00	5,534,373.97	893,183.44	3,436,564.18	-2,097,809.79
<b>Fund: 2020 - FARM &amp; RANGE</b>						
Revenue						
<a href="#">2020-99-000-35120</a>	TAYLOR GRAZING-Federal	9,000.00	9,000.00	0.00	0.00	-9,000.00
	Revenue Total:	9,000.00	9,000.00	0.00	0.00	-9,000.00
	Fund: 2020 - FARM & RANGE Total:	9,000.00	9,000.00	0.00	0.00	-9,000.00
<b>Fund: 2040 - BLDG. MAINT/CONSTRUCTION</b>						
Revenue						
<a href="#">2040-99-000-31850</a>	REIMBURSEMENT - ENERGY PROJEC	0.00	68,073.58	238.55	68,073.58	0.00
	Revenue Total:	0.00	68,073.58	238.55	68,073.58	0.00
<a href="#">2040-00-000-39998</a>	TRANSFER IN	603,107.00	603,107.00	0.00	301,553.50	-301,553.50
	Fund: 2040 - BLDG. MAINT/CONSTRUCTION Total:	603,107.00	671,180.58	238.55	369,627.08	-301,553.50
<b>Fund: 2041 - SACO CAPITAL OUTLAY PROJECTS</b>						
Revenue						
<a href="#">2041-99-000-31640</a>	RENTAL	27,190.00	27,190.00	2,265.82	27,189.84	-0.16
<a href="#">2041-99-000-31938</a>	LIBRARY BOARD REVENUE	0.00	58,000.00	53,756.00	53,756.00	-4,244.00
	Revenue Total:	27,190.00	85,190.00	56,021.82	80,945.84	-4,244.16
<a href="#">2041-00-000-39998</a>	TRANSFER IN	1,319,006.00	1,319,006.00	0.00	659,503.00	-659,503.00
	Fund: 2041 - SACO CAPITAL OUTLAY PROJECTS Total:	1,346,196.00	1,404,196.00	56,021.82	740,448.84	-663,747.16
<b>Fund: 2050 - SOLID WASTE</b>						
Revenue						
<a href="#">2050-00-000-31524</a>	TV FEES	38.00	38.00	0.00	0.00	-38.00
<a href="#">2050-00-000-31526</a>	RECYCLING CENTER REVENUES	15,500.00	15,500.00	950.15	11,853.49	-3,646.51
<a href="#">2050-99-000-30010</a>	ACCTS RECV-PREV FISCAL YR	271,564.00	271,564.00	0.00	263,256.01	-8,307.99
<a href="#">2050-99-000-31200</a>	GROSS RECEIPTS	230,000.00	230,000.00	20,728.51	234,098.37	4,098.37
<a href="#">2050-99-000-31220</a>	GOVERNMENTAL GROSS RECEIPTS	99,000.00	139,000.00	8,168.40	101,595.46	-37,404.54
<a href="#">2050-99-000-31512</a>	LANDFILL FEES	2,000,000.00	2,000,000.00	240,795.24	2,353,001.93	353,001.93
<a href="#">2050-99-000-31760</a>	REFUNDS AND REIMBURSEMENTS	0.00	134,011.00	0.00	134,010.92	-0.08
<a href="#">2050-99-000-31764</a>	FEDERAL GRANT-USDA-BIOMASS	249,989.00	249,989.00	0.00	0.00	-249,989.00
	Revenue Total:	2,866,091.00	3,040,102.00	270,642.30	3,097,816.18	57,714.18
	Fund: 2050 - SOLID WASTE Total:	2,866,091.00	3,040,102.00	270,642.30	3,097,816.18	57,714.18
<b>Fund: 2070 - COUNTY CLERK EQUIPMENT RECORDI</b>						
Revenue						
<a href="#">2070-00-000-31760</a>	REFUNDS AND REIMBURSEMENTS	0.00	532.00	0.00	532.00	0.00
<a href="#">2070-99-000-31502</a>	EQUIPMENT RECORDING	190,400.00	190,400.00	18,375.00	169,784.00	-20,616.00
	Revenue Total:	190,400.00	190,932.00	18,375.00	170,316.00	-20,616.00
	Fund: 2070 - COUNTY CLERK EQUIPMENT RECORDI Total:	190,400.00	190,932.00	18,375.00	170,316.00	-20,616.00
<b>Fund: 2090 - DETENTION</b>						
Revenue						
<a href="#">2090-99-000-30010</a>	PRIOR YR REVENUE	0.00	22,779.51	0.00	22,779.51	0.00
<a href="#">2090-99-000-31200</a>	GROSS RECEIPTS - DETENTION	0.00	292,451.62	81,631.31	222,451.62	-70,000.00
<a href="#">2090-99-000-31430</a>	VENDOR FEE REVENUE	0.00	59,823.00	0.00	59,823.00	0.00
<a href="#">2090-99-000-31760</a>	REFUNDS AND REIMBURSEMENTS	425.00	73,311.29	4,940.49	73,311.29	0.00
<a href="#">2090-99-000-31800</a>	MISCELLANEOUS	600.00	600.00	5.50	203.50	-396.50
<a href="#">2090-99-000-31811</a>	INMATE ACVTIVITIES ACCOUNT	70,000.00	70,000.00	5,649.64	70,626.08	626.08
<a href="#">2090-99-000-31870</a>	CARE OF LOCAL PRISONERS	1,000,000.00	1,000,000.00	73,055.00	968,320.00	-31,680.00
<a href="#">2090-99-000-31940</a>	GRANT INCOME	481,600.00	481,600.00	0.00	149,076.72	-332,523.28
<a href="#">2090-99-000-34020</a>	CORRECTION FEES	168,000.00	168,000.00	0.00	109,068.52	-58,931.48
<a href="#">2090-99-000-35020</a>	CARE OF FEDERAL PRISONERS	4,300,000.00	4,650,324.08	337,918.90	4,983,242.98	332,918.90



Detail of Receipts

For Fiscal: 2018-2019 Period Ending: 05/31/2019

		Original Total Budget	Current Total Budget	Period Activity	Fiscal Activity	Variance Favorable (Unfavorable)
<a href="#">2090-99-000-36000</a>	LOAN PROCEEDS	0.00	3,100,000.00	0.00	144,881.00	-2,955,119.00
	<b>Revenue Total:</b>	<b>6,020,625.00</b>	<b>9,918,889.50</b>	<b>503,200.84</b>	<b>9,918,889.50</b>	<b>-3,115,105.28</b>
<a href="#">2090-00-000-39998</a>	TRANSFER IN	5,300,000.00	5,360,816.51	0.00	2,710,816.51	-2,650,000.00
	<b>Fund: 2090 - DETENTION Total:</b>	<b>11,320,625.00</b>	<b>15,279,706.01</b>	<b>503,200.84</b>	<b>9,514,600.73</b>	<b>-5,765,105.28</b>
<b>Fund: 2130 - E-911 COMMUNICATIONS</b>						
<b>Revenue</b>						
<a href="#">2130-99-000-31760</a>	REFUNDS AND REIMBURSEMENTS	0.00	1,096.64	0.00	1,096.64	0.00
<a href="#">2130-99-000-33210</a>	SAN YSIDRO	3,035.00	3,035.00	3,035.00	3,035.00	0.00
<a href="#">2130-99-000-33220</a>	CUBA	59,854.00	59,854.00	0.00	0.00	-59,854.00
<a href="#">2130-99-000-33230</a>	JEMEZ PUEBLO	25,000.00	25,000.00	0.00	0.00	-25,000.00
<a href="#">2130-99-000-33240</a>	JEMEZ SPRINGS	3,700.00	3,700.00	0.00	0.00	-3,700.00
	<b>Revenue Total:</b>	<b>91,589.00</b>	<b>92,685.64</b>	<b>3,035.00</b>	<b>4,131.64</b>	<b>-88,554.00</b>
<a href="#">2130-00-000-39998</a>	TRANSFER IN	953,296.16	953,296.16	0.00	588,883.16	-364,413.00
	<b>Fund: 2130 - E-911 COMMUNICATIONS Total:</b>	<b>1,044,885.16</b>	<b>1,045,981.80</b>	<b>3,035.00</b>	<b>593,014.80</b>	<b>-452,967.00</b>
<b>Fund: 2250 - INDIGENT CLAIMS</b>						
<b>Revenue</b>						
<a href="#">2250-99-000-31200</a>	GROSS RECEIPTS	1,970,000.00	1,970,000.00	183,136.65	1,936,059.19	-33,940.81
<a href="#">2250-99-000-31760</a>	REFUNDS AND REIMBURSEMENTS	0.00	109.51	0.00	109.51	0.00
	<b>Revenue Total:</b>	<b>1,970,000.00</b>	<b>1,970,109.51</b>	<b>183,136.65</b>	<b>1,936,168.70</b>	<b>-33,940.81</b>
	<b>Fund: 2250 - INDIGENT CLAIMS Total:</b>	<b>1,970,000.00</b>	<b>1,970,109.51</b>	<b>183,136.65</b>	<b>1,936,168.70</b>	<b>-33,940.81</b>
<b>Fund: 2300 - COUNTY PROPERTY VALUATION</b>						
<b>Revenue</b>						
<a href="#">2300-99-000-31160</a>	RE-APPRAISAL ADMIN FEE	1,063,781.00	1,063,781.00	50,354.06	740,213.50	-323,567.50
<a href="#">2300-99-000-31760</a>	REFUNDS AND REIMBURSEMENTS	0.00	12,695.47	1,011.60	13,041.79	346.32
	<b>Revenue Total:</b>	<b>1,063,781.00</b>	<b>1,076,476.47</b>	<b>51,365.66</b>	<b>753,255.29</b>	<b>-323,221.18</b>
	<b>Fund: 2300 - COUNTY PROPERTY VALUATION Total:</b>	<b>1,063,781.00</b>	<b>1,076,476.47</b>	<b>51,365.66</b>	<b>753,255.29</b>	<b>-323,221.18</b>
<b>Fund: 2350 - JUVENILE DETENTION</b>						
<b>Revenue</b>						
<a href="#">2350-99-000-30010</a>	ACCTS RECV-PREV FISCAL YR	63,294.00	82,467.00	0.00	82,467.00	0.00
<a href="#">2350-99-000-31872</a>	TRI-COUNTY JUVENILE DETENTION	180,000.00	308,385.00	92,169.00	308,385.00	0.00
	<b>Revenue Total:</b>	<b>243,294.00</b>	<b>390,852.00</b>	<b>92,169.00</b>	<b>390,852.00</b>	<b>0.00</b>
<a href="#">2350-00-000-39998</a>	TRANSFER IN	662,225.00	662,225.00	0.00	331,112.50	-331,112.50
	<b>Fund: 2350 - JUVENILE DETENTION Total:</b>	<b>905,519.00</b>	<b>1,053,077.00</b>	<b>92,169.00</b>	<b>721,964.50</b>	<b>-331,112.50</b>
<b>Fund: 2351 - JUVENILE CONTINUUM</b>						
<b>Revenue</b>						
<a href="#">2351-99-000-30010</a>	ACCTS RECV-PREV FISCAL YR	63,860.00	63,860.00	0.00	58,635.00	-5,225.00
<a href="#">2351-99-000-31940</a>	GRANT INCOME-State	209,780.00	210,780.00	0.00	72,067.39	-138,712.61
	<b>Revenue Total:</b>	<b>273,640.00</b>	<b>273,640.00</b>	<b>0.00</b>	<b>130,702.39</b>	<b>-143,937.61</b>
<a href="#">2351-00-000-39998</a>	TRANSFER IN	66,423.00	66,423.00	0.00	33,211.50	-33,211.50
	<b>Fund: 2351 - JUVENILE CONTINUUM Total:</b>	<b>340,063.00</b>	<b>341,063.00</b>	<b>0.00</b>	<b>163,913.89</b>	<b>-177,149.11</b>
<b>Fund: 2380 - RECREATION</b>						
<b>Revenue</b>						
<a href="#">2380-99-000-31431</a>	TASK FORCE FUNDRAISING	2,000.00	2,000.00	0.00	1,951.26	-48.74
<a href="#">2380-99-000-31810</a>	VENDING MACHINE REVENUE	1,300.00	2,500.00	469.15	2,844.74	344.74
<a href="#">2380-99-000-31947</a>	CELL PHONE RECYCLING PROJ	300.00	536.00	409.00	1,140.00	604.00
	<b>Revenue Total:</b>	<b>3,600.00</b>	<b>5,036.00</b>	<b>878.15</b>	<b>5,936.00</b>	<b>900.00</b>
	<b>Fund: 2380 - RECREATION Total:</b>	<b>3,600.00</b>	<b>5,036.00</b>	<b>878.15</b>	<b>5,936.00</b>	<b>900.00</b>
<b>Fund: 2390 - SW YOUTH SOCCER</b>						
<b>Revenue</b>						
<a href="#">2390-99-000-31890</a>	SW SOCCER COMPLEX REVENUE	80,000.00	80,000.00	0.00	80,000.00	0.00
	<b>Revenue Total:</b>	<b>80,000.00</b>	<b>80,000.00</b>	<b>0.00</b>	<b>80,000.00</b>	<b>0.00</b>
	<b>Fund: 2390 - SW YOUTH SOCCER Total:</b>	<b>80,000.00</b>	<b>80,000.00</b>	<b>0.00</b>	<b>80,000.00</b>	<b>0.00</b>

Detail of Receipts

For Fiscal: 2018-2019 Period Ending: 05/31/2019

		Original	Current	Period	Fiscal	Variance
		Total Budget	Total Budget	Activity	Activity	Favorable (Unfavorable)
<b>Fund: 3020 - SACO DEPARTMENTAL GRANTS</b>						
Revenue						
<a href="#">3020-99-000-31940</a>	TORREON LIBRARY GRANT 2 - STATE	0.00	4,571.43	0.00	0.00	-4,571.43
	Revenue Total:	0.00	4,571.43	0.00	0.00	-4,571.43
	<b>Fund: 3020 - SACO DEPARTMENTAL GRANTS Total:</b>	<b>0.00</b>	<b>4,571.43</b>	<b>0.00</b>	<b>0.00</b>	<b>-4,571.43</b>
<b>Fund: 3040 - SHERIFF'S OVERTIME</b>						
Revenue						
<a href="#">3040-99-000-30010</a>	PRIOR YEAR	0.00	19,968.52	0.00	19,968.52	0.00
<a href="#">3040-99-000-31662</a>	SHERIFF'S CONTRACTED OT	10,000.00	17,214.23	0.00	17,214.23	0.00
<a href="#">3040-99-000-31666</a>	SHERIFF'S CDWI/LDWI/UAD-State &	25,000.00	25,000.00	1,723.64	15,167.70	-9,832.30
<a href="#">3040-99-000-31668</a>	100 DAYS - STATE	13,520.00	13,520.00	0.00	12,032.51	-1,487.49
<a href="#">3040-99-000-34044</a>	ENDWI - federal	31,000.00	31,000.00	0.00	22,898.93	-8,101.07
<a href="#">3040-99-000-34052</a>	BLKUP CIOT - STATE	5,720.00	5,720.00	0.00	3,122.19	-2,597.81
<a href="#">3040-99-000-35072</a>	JEMEZ FOREST SERVICE/SANTA FE-Fr	35,000.00	35,000.00	0.00	16,931.20	-18,068.80
<a href="#">3040-99-000-35160</a>	CORPS OF ENGINEERS-Federal	17,854.00	17,854.00	0.00	12,640.56	-5,213.44
	Revenue Total:	138,094.00	165,276.75	1,723.64	119,975.84	-45,300.91
	<b>Fund: 3040 - SHERIFF'S OVERTIME Total:</b>	<b>138,094.00</b>	<b>165,276.75</b>	<b>1,723.64</b>	<b>119,975.84</b>	<b>-45,300.91</b>
<b>Fund: 3080 - LAW ENFORCEMENT</b>						
Revenue						
<a href="#">3080-99-000-31940</a>	DFA-LAW ENFORCEMENT GRANT	60,600.00	60,600.00	0.00	60,600.00	0.00
	Revenue Total:	60,600.00	60,600.00	0.00	60,600.00	0.00
	<b>Fund: 3080 - LAW ENFORCEMENT Total:</b>	<b>60,600.00</b>	<b>60,600.00</b>	<b>0.00</b>	<b>60,600.00</b>	<b>0.00</b>
<b>Fund: 3200 - COMCAST CABLE COMMUNICATIONS</b>						
Revenue						
<a href="#">3200-99-000-31520</a>	FRANCHISE FEES	12,000.00	14,974.10	0.00	14,974.10	0.00
<a href="#">3200-99-000-31760</a>	REFUNDS AND REIMBURSEMENTS	0.00	1,500.00	0.00	1,500.00	0.00
	Revenue Total:	12,000.00	16,474.10	0.00	16,474.10	0.00
	<b>Fund: 3200 - COMCAST CABLE COMMUNICATIONS Total:</b>	<b>12,000.00</b>	<b>16,474.10</b>	<b>0.00</b>	<b>16,474.10</b>	<b>0.00</b>
<b>Fund: 3210 - GIS MAPPING FEES</b>						
Revenue						
<a href="#">3210-99-000-31582</a>	GIS MAPPING FEES	500.00	534.00	0.00	534.00	0.00
<a href="#">3210-99-000-31940</a>	GRANT INCOME-State	5,000.00	5,000.00	0.00	0.00	-5,000.00
	Revenue Total:	5,500.00	5,534.00	0.00	534.00	-5,000.00
	<b>Fund: 3210 - GIS MAPPING FEES Total:</b>	<b>5,500.00</b>	<b>5,534.00</b>	<b>0.00</b>	<b>534.00</b>	<b>-5,000.00</b>
<b>Fund: 4010 - EMS/FIRE DEPARTMENT</b>						
Revenue						
<a href="#">4010-99-000-30010</a>	ACCT REC - PRIOR YR	153,790.00	185,328.34	0.00	185,328.34	0.00
<a href="#">4010-99-000-31200</a>	GROSS RECEIPTS	575,000.00	575,000.00	41,457.96	468,207.93	-106,792.07
<a href="#">4010-99-000-31760</a>	REFUNDS AND REIMBURSEMENTS	12,873.00	12,873.00	0.00	4,229.96	-8,643.04
<a href="#">4010-99-000-33000</a>	EMERGENCY MANAGEMENT - FEMA	38,345.00	38,345.00	0.00	13,153.31	-25,191.69
<a href="#">4010-99-000-33010</a>	AMBULANCE REVENUE FEES	700,000.00	599,083.00	50,366.20	522,564.56	-76,518.44
<a href="#">4010-99-000-33120</a>	WILDLAND COORDINATOR	0.00	24,999.00	0.00	24,999.00	0.00
<a href="#">4010-99-000-33130</a>	WILDLAND FIRE REIMBURSEMENT	33,000.00	101,223.00	0.00	101,222.74	-0.26
<a href="#">4010-99-000-33194</a>	TOWN OF BERNALILLO	228,790.00	228,790.00	0.00	193,186.02	-35,603.98
<a href="#">4010-99-000-33200</a>	SANTA ANA	278,790.00	278,790.00	0.00	209,092.50	-69,697.50
	Revenue Total:	2,020,588.00	2,020,588.00	91,824.16	1,721,984.36	-322,446.98
<a href="#">4010-00-000-39998</a>	TRANSFER IN	1,515,244.00	1,660,244.00	145,000.00	945,000.00	-715,244.00
	<b>Fund: 4010 - EMS/FIRE DEPARTMENT Total:</b>	<b>3,535,832.00</b>	<b>3,704,675.34</b>	<b>236,824.16</b>	<b>2,666,984.36</b>	<b>-1,037,690.98</b>
<b>Fund: 4011 - SACO 1/4% FIRE</b>						
Revenue						
<a href="#">4011-99-000-31200</a>	GROSS RECEIPTS	4,930.00	126,309.23	41,457.96	86,309.23	-40,000.00
<a href="#">4011-99-000-31806</a>	CELL TOWER REVENUE	8,668.00	8,668.00	696.72	7,555.27	-1,112.73
	Revenue Total:	13,598.00	134,977.23	42,154.68	93,864.50	-41,112.73
	<b>Fund: 4011 - SACO 1/4% FIRE Total:</b>	<b>13,598.00</b>	<b>134,977.23</b>	<b>42,154.68</b>	<b>93,864.50</b>	<b>-41,112.73</b>



Detail of Receipts

For Fiscal: 2018-2019 Period Ending: 05/31/2019

		Original	Current	Period	Fiscal	Variance
		Total Budget	Total Budget	Activity	Activity	Favorable (Unfavorable)
<b>Fund: 4012 - SOUTH FIRE DISTRICT</b>						
Revenue						
<a href="#">4012-00-000-31760</a>	REFUNDS AND REIMBURSEMENTS	0.00	217.81	0.00	217.81	0.00
<a href="#">4012-00-000-33070</a>	STATE FIRE ALLOTMENT	356,729.00	402,400.00	0.00	402,400.00	0.00
	Revenue Total:	356,729.00	402,617.81	0.00	402,617.81	0.00
	Fund: 4012 - SOUTH FIRE DISTRICT Total:	356,729.00	402,617.81	0.00	402,617.81	0.00
<b>Fund: 4013 - FIRE DISTRICT-GRANT FUNDING</b>						
Revenue						
<a href="#">4013-00-000-31940</a>	GRANT INCOME	0.00	341,299.20	0.00	341,299.20	0.00
	Revenue Total:	0.00	341,299.20	0.00	341,299.20	0.00
	Fund: 4013 - FIRE DISTRICT-GRANT FUNDING Total:	0.00	341,299.20	0.00	341,299.20	0.00
<b>Fund: 4014 - PENA BLANCA FIRE DISTRICT</b>						
Revenue						
<a href="#">4014-00-000-33070</a>	STATE FIRE ALLOTMENT	76,929.00	76,655.00	0.00	76,655.00	0.00
	Revenue Total:	76,929.00	76,655.00	0.00	76,655.00	0.00
	Fund: 4014 - PENA BLANCA FIRE DISTRICT Total:	76,929.00	76,655.00	0.00	76,655.00	0.00
<b>Fund: 4015 - PONDEROSA FIRE DEPT</b>						
Revenue						
<a href="#">4015-00-000-31760</a>	REFUNDS AND REIMBURSEMENTS	0.00	3,528.22	0.00	3,528.22	0.00
<a href="#">4015-00-000-33070</a>	STATE FIRE ALLOTMENT	227,671.00	258,104.00	0.00	258,104.00	0.00
	Revenue Total:	227,671.00	261,632.22	0.00	261,632.22	0.00
	Fund: 4015 - PONDEROSA FIRE DEPT Total:	227,671.00	261,632.22	0.00	261,632.22	0.00
<b>Fund: 4016 - LA MADERA FIRE DISTRICT</b>						
Revenue						
<a href="#">4016-00-000-31760</a>	REFUNDS AND REIMBURSEMENTS	0.00	55.50	0.00	55.50	0.00
<a href="#">4016-00-000-33070</a>	STATE FIRE ALLOTMENT	85,475.00	85,172.00	0.00	85,172.00	0.00
	Revenue Total:	85,475.00	85,227.50	0.00	85,227.50	0.00
<a href="#">4016-00-000-39998</a>	TRANSFER IN	51.90	51.90	0.00	51.90	0.00
	Fund: 4016 - LA MADERA FIRE DISTRICT Total:	85,526.90	85,279.40	0.00	85,279.40	0.00
<b>Fund: 4017 - LA CUEVA FIRE DISTRICT</b>						
Revenue						
<a href="#">4017-00-000-31760</a>	REFUNDS AND REIMBURSEMENTS	0.00	63.22	0.00	63.22	0.00
<a href="#">4017-00-000-33070</a>	STATE FIRE ALLOTMENT	196,600.00	195,902.00	0.00	195,902.00	0.00
	Revenue Total:	196,600.00	195,965.22	0.00	195,965.22	0.00
	Fund: 4017 - LA CUEVA FIRE DISTRICT Total:	196,600.00	195,965.22	0.00	195,965.22	0.00
<b>Fund: 4019 - TORREON FIRE</b>						
Revenue						
<a href="#">4019-00-000-33070</a>	STATE FIRE ALLOTMENT	54,137.00	53,945.00	0.00	53,945.00	0.00
	Revenue Total:	54,137.00	53,945.00	0.00	53,945.00	0.00
	Fund: 4019 - TORREON FIRE Total:	54,137.00	53,945.00	0.00	53,945.00	0.00
<b>Fund: 4020 - ZIA PUEBLO FIRE DEPT</b>						
Revenue						
<a href="#">4020-00-000-33070</a>	STATE FIRE ALLOTMENT	43,521.00	48,647.00	0.00	48,647.00	0.00
	Revenue Total:	43,521.00	48,647.00	0.00	48,647.00	0.00
	Fund: 4020 - ZIA PUEBLO FIRE DEPT Total:	43,521.00	48,647.00	0.00	48,647.00	0.00
<b>Fund: 4021 - REGINA FIRE DISTRICT</b>						
Revenue						
<a href="#">4021-00-000-31760</a>	REFUNDS & REIMBURSEMENTS	0.00	63.22	0.00	63.22	0.00
<a href="#">4021-00-000-33070</a>	STATE FIRE ALLOTMENT	153,679.00	161,732.00	0.00	161,732.00	0.00
	Revenue Total:	153,679.00	161,795.22	0.00	161,795.22	0.00
	Fund: 4021 - REGINA FIRE DISTRICT Total:	153,679.00	161,795.22	0.00	161,795.22	0.00

Detail of Receipts

For Fiscal: 2018-2019 Period Ending: 05/31/2019

		Original	Current	Period	Fiscal	Variance
		Total Budget	Total Budget	Activity	Activity	Favorable (Unfavorable)
<b>Fund: 4035 - SANDOVAL COUNTY EMS</b>						
Revenue						
<a href="#">4035-99-000-33140</a>	EMS FUND ACT	13,569.00	13,411.00	0.00	13,411.00	0.00
Revenue Total:		13,569.00	13,411.00	0.00	13,411.00	0.00
Fund: 4035 - SANDOVAL COUNTY EMS Total:		13,569.00	13,411.00	0.00	13,411.00	0.00
<b>Fund: 4037 - SANTO DOMINGO EMS</b>						
Revenue						
<a href="#">4037-99-000-31760</a>	REFUNDS AND REIMBURSEMENT	0.00	37.00	0.00	37.00	0.00
<a href="#">4037-99-000-33140</a>	EMS FUND ACT	9,621.00	9,264.00	0.00	9,264.00	0.00
Revenue Total:		9,621.00	9,301.00	0.00	9,301.00	0.00
Fund: 4037 - SANTO DOMINGO EMS Total:		9,621.00	9,301.00	0.00	9,301.00	0.00
<b>Fund: 4038 - JEMEZ PUEBLO EMS</b>						
Revenue						
<a href="#">4038-99-000-33140</a>	EMS FUND ACT	9,329.00	9,086.00	0.00	9,086.00	0.00
Revenue Total:		9,329.00	9,086.00	0.00	9,086.00	0.00
Fund: 4038 - JEMEZ PUEBLO EMS Total:		9,329.00	9,086.00	0.00	9,086.00	0.00
<b>Fund: 4039 - LA CUEVA EMS</b>						
Revenue						
<a href="#">4039-99-000-33140</a>	EMS FUND ACT	7,180.00	7,195.00	0.00	7,195.00	0.00
Revenue Total:		7,180.00	7,195.00	0.00	7,195.00	0.00
Fund: 4039 - LA CUEVA EMS Total:		7,180.00	7,195.00	0.00	7,195.00	0.00
<b>Fund: 4041 - PONDEROSA EMS</b>						
Revenue						
<a href="#">4041-99-000-33140</a>	EMS FUND	7,000.00	7,002.00	0.00	7,002.00	0.00
Revenue Total:		7,000.00	7,002.00	0.00	7,002.00	0.00
Fund: 4041 - PONDEROSA EMS Total:		7,000.00	7,002.00	0.00	7,002.00	0.00
<b>Fund: 4042 - LA MADERA EMS</b>						
Revenue						
<a href="#">4042-99-000-33140</a>	EMS FUND ACT	5,077.00	5,071.00	0.00	5,071.00	0.00
Revenue Total:		5,077.00	5,071.00	0.00	5,071.00	0.00
Fund: 4042 - LA MADERA EMS Total:		5,077.00	5,071.00	0.00	5,071.00	0.00
<b>Fund: 4043 - REGINA EMS</b>						
Revenue						
<a href="#">4043-99-000-33140</a>	EMS FUND ACT	5,025.00	5,031.00	0.00	5,031.00	0.00
Revenue Total:		5,025.00	5,031.00	0.00	5,031.00	0.00
Fund: 4043 - REGINA EMS Total:		5,025.00	5,031.00	0.00	5,031.00	0.00
<b>Fund: 4044 - PENA BLANCA EMS</b>						
Revenue						
<a href="#">4044-00-000-33140</a>	EMS FUND ACT	5,000.00	5,010.00	0.00	5,010.00	0.00
Revenue Total:		5,000.00	5,010.00	0.00	5,010.00	0.00
Fund: 4044 - PENA BLANCA EMS Total:		5,000.00	5,010.00	0.00	5,010.00	0.00
<b>Fund: 4045 - TORREON EMS</b>						
Revenue						
<a href="#">4045-99-000-33140</a>	EMS FUND ACT	7,003.00	7,002.00	0.00	7,002.00	0.00
Revenue Total:		7,003.00	7,002.00	0.00	7,002.00	0.00
Fund: 4045 - TORREON EMS Total:		7,003.00	7,002.00	0.00	7,002.00	0.00
<b>Fund: 4049 - NAVAJO NATION EMS</b>						
Revenue						
<a href="#">4049-99-000-33140</a>	EMS FUNDS	8,904.00	8,710.00	0.00	8,710.00	0.00
Revenue Total:		8,904.00	8,710.00	0.00	8,710.00	0.00
Fund: 4049 - NAVAJO NATION EMS Total:		8,904.00	8,710.00	0.00	8,710.00	0.00



Detail of Receipts

For Fiscal: 2018-2019 Period Ending: 05/31/2019

		Original Total Budget	Current Total Budget	Period Activity	Fiscal Activity	Variance Favorable (Unfavorable)
<b>Fund: 4170 - FIRE PROTECTION FUND</b>						
Revenue						
<a href="#">4170-00-000-33070</a>	STATE FIRE ALLOTMENT	81,202.00	80,914.00	0.00	80,914.00	0.00
	Revenue Total:	81,202.00	80,914.00	0.00	80,914.00	0.00
	<b>Fund: 4170 - FIRE PROTECTION FUND Total:</b>	<b>81,202.00</b>	<b>80,914.00</b>	<b>0.00</b>	<b>80,914.00</b>	<b>0.00</b>
<b>Fund: 4241 - WILDLAND FUNDING</b>						
Revenue						
<a href="#">4241-99-000-31760</a>	REFUNDS/REIMBURSEMENTS	0.00	517,288.49	0.00	517,288.49	0.00
	Revenue Total:	0.00	517,288.49	0.00	517,288.49	0.00
<a href="#">4241-00-000-39999</a>	TRANSFER OUT	0.00	-145,000.00	-145,000.00	-145,000.00	0.00
	<b>Fund: 4241 - WILDLAND FUNDING Total:</b>	<b>0.00</b>	<b>372,288.49</b>	<b>-145,000.00</b>	<b>372,288.49</b>	<b>0.00</b>
<b>Fund: 4450 - HOMELAND SECURITY GRANTS</b>						
Revenue						
<a href="#">4450-99-000-31939</a>	2016 SHSGP GRANT - FEDERAL	220,000.00	220,000.00	0.00	220,000.00	0.00
	Revenue Total:	220,000.00	220,000.00	0.00	220,000.00	0.00
<a href="#">4450-00-000-39999</a>	TRANSFER OUT	-38,883.16	-38,883.16	0.00	-38,883.16	0.00
	<b>Fund: 4450 - HOMELAND SECURITY GRANTS Total:</b>	<b>181,116.84</b>	<b>181,116.84</b>	<b>0.00</b>	<b>181,116.84</b>	<b>0.00</b>
<b>Fund: 5000 - COMMUNITY HEALTH SERVICES</b>						
Revenue						
<a href="#">5000-99-000-30010</a>	ACCTS RECV-PREV FISCAL YR	20,754.60	20,754.60	0.00	20,424.60	-330.00
<a href="#">5000-99-000-31764</a>	GRANT INCOME-DETENTION-FEDER,	15,000.00	15,000.00	0.00	4,616.46	-10,383.54
<a href="#">5000-99-000-31766</a>	HEALTH EXCHANGE REIMB. - STATE	2,250.00	2,250.00	0.00	2,250.00	0.00
<a href="#">5000-99-000-34346</a>	NMPCA - MEP - FEDERAL	60,000.00	60,000.00	0.00	39,502.80	-20,497.20
	Revenue Total:	98,004.60	98,004.60	0.00	66,793.86	-31,210.74
	<b>Fund: 5000 - COMMUNITY HEALTH SERVICES Total:</b>	<b>98,004.60</b>	<b>98,004.60</b>	<b>0.00</b>	<b>66,793.86</b>	<b>-31,210.74</b>
<b>Fund: 5010 - SUBSTANCE ABUSE PREV.</b>						
Revenue						
<a href="#">5010-99-000-30010</a>	ACCTS RECV-PREV FISCAL YR	20,100.00	20,110.43	0.00	20,110.43	0.00
<a href="#">5010-99-000-35376</a>	BHSD 12 TO 17-State	100,000.00	100,000.00	17,305.47	67,355.87	-32,644.13
	Revenue Total:	120,100.00	120,110.43	17,305.47	87,466.30	-32,644.13
	<b>Fund: 5010 - SUBSTANCE ABUSE PREV. Total:</b>	<b>120,100.00</b>	<b>120,110.43</b>	<b>17,305.47</b>	<b>87,466.30</b>	<b>-32,644.13</b>
<b>Fund: 5020 - DWI GRANT</b>						
Revenue						
<a href="#">5020-99-000-30010</a>	ACCTS RECV-PREV FISCAL YR	148,383.00	189,632.73	0.00	189,632.73	0.00
<a href="#">5020-99-000-31680</a>	DRUG TESTING FEE-Misc	2,150.00	2,103.00	120.00	1,330.00	-773.00
<a href="#">5020-99-000-31681</a>	SCRAM CLIENT FEES-Misc	14,671.00	12,100.00	0.00	4,848.02	-7,251.98
<a href="#">5020-99-000-31682</a>	COMPLIANCE PROBATION FEES-Misc	31,509.00	33,457.00	2,572.01	38,716.51	5,259.51
<a href="#">5020-99-000-31683</a>	D.W.I. SCREENING FEES-Misc	27,018.00	24,959.00	1,560.00	19,695.50	-5,263.50
<a href="#">5020-99-000-31684</a>	TREATMENT BOOKS	10,877.00	11,163.00	640.00	8,815.00	-2,348.00
<a href="#">5020-99-000-31685</a>	JUVENILE ADJUDICATION GRANT-St:	35,000.00	22,000.00	0.00	12,893.62	-9,106.38
<a href="#">5020-99-000-34046</a>	CDWI-TSB State	6,357.00	6,357.00	0.00	3,084.19	-3,272.81
<a href="#">5020-99-000-34048</a>	TSD-UAD- State	50,000.00	50,000.00	0.00	6,000.00	-44,000.00
<a href="#">5020-99-000-34052</a>	NM DFA-DWI PROGRAM GRANT-Sta	265,000.00	329,942.00	95,423.08	208,571.46	-121,370.54
<a href="#">5020-99-000-34054</a>	NM DFA-DWI DETOX GRANT-State	150,000.00	150,000.00	36,882.99	97,301.31	-52,698.69
<a href="#">5020-99-000-34060</a>	NM DFA-DWI DISTRIBUTION GRANT	465,118.00	465,156.00	0.00	382,279.30	-82,876.70
	Revenue Total:	1,206,083.00	1,296,869.73	137,198.08	973,167.64	-323,702.09
<a href="#">5020-00-000-39998</a>	TRANSFER IN	247,674.00	247,674.00	0.00	123,837.00	-123,837.00
	<b>Fund: 5020 - DWI GRANT Total:</b>	<b>1,453,757.00</b>	<b>1,544,543.73</b>	<b>137,198.08</b>	<b>1,097,004.64</b>	<b>-447,539.09</b>
<b>Fund: 5050 - PERMANENT SUPPORTIVE HOUSING PROGRAM</b>						
Revenue						
<a href="#">5050-99-000-30010</a>	ACCTS RECV-PREV FISCAL YR	1,125.23	1,125.23	0.00	1,125.23	0.00
<a href="#">5050-99-000-31764</a>	PSH-RIO RANCHO CDBG-Federal	14,032.00	14,032.00	0.00	8,514.37	-5,517.63
<a href="#">5050-99-000-31939</a>	PSH-MFA COG GRANT-State	26,635.00	22,488.00	0.00	19,242.69	-3,245.31



Detail of Receipts

For Fiscal: 2018-2019 Period Ending: 05/31/2019

		Original Total Budget	Current Total Budget	Period Activity	Fiscal Activity	Variance Favorable (Unfavorable)
<a href="#">5050-99-000-31940</a>	PSH-NMCEH-Misc	1,000.00	0.00	0.00	0.00	0.00
<a href="#">5050-99-000-35012</a>	PSH-Grant B - Federal	100,389.00	100,389.00	0.00	88,241.56	-12,147.44
<a href="#">5050-99-000-35014</a>	PSH GRANT A - Federal	191,151.00	191,151.00	0.00	144,115.88	-47,035.12
	<b>Revenue Total:</b>	<b>334,332.23</b>	<b>334,332.23</b>	<b>0.00</b>	<b>261,239.73</b>	<b>-67,945.50</b>
<a href="#">5050-00-000-39998</a>	TRANSFER IN	90,035.00	90,035.00	0.00	45,017.50	-45,017.50
<b>Fund: 5050 - PERMANENT SUPPORTIVE HOUSING PROGRAM Total:</b>		<b>424,367.23</b>	<b>419,220.23</b>	<b>0.00</b>	<b>306,257.23</b>	<b>-112,963.00</b>
<b>Fund: 5100 - COMMUNITY SERVICES - GRANTS</b>						
<b>Revenue</b>						
<a href="#">5100-99-000-31940</a>	GRANT - NMDOH	14,684.00	36,684.00	0.00	14,365.00	-22,319.00
	<b>Revenue Total:</b>	<b>14,684.00</b>	<b>36,684.00</b>	<b>0.00</b>	<b>14,365.00</b>	<b>-22,319.00</b>
<b>Fund: 5100 - COMMUNITY SERVICES - GRANTS Total:</b>		<b>14,684.00</b>	<b>36,684.00</b>	<b>0.00</b>	<b>14,365.00</b>	<b>-22,319.00</b>
<b>Fund: 5250 - SENIOR SUPPORT PROGRAM</b>						
<b>Revenue</b>						
<a href="#">5250-99-000-30010</a>	ACCTS RECV-PREV FISCAL YR	1,500.00	1,500.00	0.00	0.00	-1,500.00
	<b>Revenue Total:</b>	<b>1,500.00</b>	<b>1,500.00</b>	<b>0.00</b>	<b>0.00</b>	<b>-1,500.00</b>
<a href="#">5250-00-000-39998</a>	TRANSFER IN	1,792,718.00	1,792,718.00	0.00	896,359.00	-896,359.00
<b>Fund: 5250 - SENIOR SUPPORT PROGRAM Total:</b>		<b>1,794,218.00</b>	<b>1,794,218.00</b>	<b>0.00</b>	<b>896,359.00</b>	<b>-897,859.00</b>
<b>Fund: 5260 - SENIOR CITIZENS</b>						
<b>Revenue</b>						
<a href="#">5260-99-000-30010</a>	ACCTS RECV-PREV FISCAL YR	117,535.94	119,630.56	0.00	119,630.56	0.00
<a href="#">5260-99-000-31760</a>	REFUNDS AND REIMBURSEMENTS	0.00	38.66	0.00	38.66	0.00
<a href="#">5260-99-000-31941</a>	SR CITIZENS HOME DELIVERED-PI - N	53,000.00	53,000.00	3,324.16	43,697.20	-9,302.80
<a href="#">5260-99-000-31942</a>	HOMEMAKER SERVICES-Program Inc	5,000.00	5,000.00	531.00	4,717.60	-282.40
<a href="#">5260-99-000-31944</a>	SR CITIZENS TRANSPORTATION-PI - I	14,000.00	14,000.00	1,157.60	14,734.21	734.21
<a href="#">5260-99-000-31945</a>	SR CITIZENS CONGREGATE-PI - Misc.	119,000.00	119,000.00	13,282.14	111,141.01	-7,858.99
<a href="#">5260-99-000-31946</a>	III-E RESPITE-PI - Misc	1,700.00	1,700.00	75.50	786.00	-914.00
<a href="#">5260-99-000-34302</a>	SENIOR CITIZENS STATE HB-2	488,828.00	440,849.00	36,477.27	341,662.56	-99,186.44
<a href="#">5260-99-000-34310</a>	SR EMPLOYMENT - TITLE 5 - State	52,236.00	49,012.00	0.00	26,529.00	-22,483.00
<a href="#">5260-99-000-35302</a>	SENIOR CITIZENS FED-III-B	37,147.00	79,057.00	5,039.40	27,248.18	-51,808.82
<a href="#">5260-99-000-35304</a>	SENIORS FEDERAL IIIE	10,196.00	19,531.00	1,051.88	7,076.98	-12,454.02
<a href="#">5260-99-000-35306</a>	SENIOR CITIZENS FED-C-I	109,176.00	194,983.00	13,241.30	87,835.06	-107,147.94
<a href="#">5260-99-000-35308</a>	SENIOR CITIZENS FED-C-2	22,547.00	40,526.00	3,199.20	18,488.76	-22,037.24
<a href="#">5260-99-000-35310</a>	NSIP-FEDERAL	0.00	78,099.00	0.00	77,999.99	-99.01
<a href="#">5260-99-000-35311</a>	TITLE IIIB CASE MANAGEMENT - Fed	22,831.00	29,130.00	2,632.61	20,479.45	-8,650.55
<a href="#">5260-99-000-35312</a>	TITLE IIIB - HOMEMAKER-Federal	12,000.00	29,840.00	2,841.96	15,337.95	-14,502.05
	<b>Revenue Total:</b>	<b>1,065,196.94</b>	<b>1,065,196.94</b>	<b>82,854.02</b>	<b>917,403.17</b>	<b>-355,993.05</b>
<a href="#">5260-00-000-39998</a>	TRANSFER IN	182,073.00	132,931.00	0.00	66,466.00	-66,465.00
<b>Fund: 5260 - SENIOR CITIZENS Total:</b>		<b>1,247,269.94</b>	<b>1,406,327.22</b>	<b>82,854.02</b>	<b>983,869.17</b>	<b>-422,458.05</b>
<b>Fund: 5270 - SENIOR ANCILLARY</b>						
<b>Revenue</b>						
<a href="#">5270-99-000-30010</a>	SENIOR CITIZENS PRIOR-YR REV	22,639.83	22,639.83	0.00	22,639.83	0.00
<a href="#">5270-99-000-34304</a>	SENIOR COMPANION PROGRAM-Sta	62,300.00	62,300.00	10,931.01	46,215.12	-16,084.88
<a href="#">5270-99-000-34306</a>	SENIOR CITIZENS RSVP PROG-State	48,500.00	48,500.00	6,661.09	35,913.17	-12,586.83
<a href="#">5270-99-000-34312</a>	FOSTER GRANDPARENT PROGRAM-S	48,741.00	48,741.00	6,272.45	30,778.70	-17,962.30
	<b>Revenue Total:</b>	<b>182,180.83</b>	<b>182,180.83</b>	<b>23,864.55</b>	<b>182,180.83</b>	<b>-46,634.01</b>
<a href="#">5270-00-000-39998</a>	TRANSFER IN	55,632.00	55,632.00	0.00	27,816.00	-27,816.00
<b>Fund: 5270 - SENIOR ANCILLARY Total:</b>		<b>237,812.83</b>	<b>237,812.83</b>	<b>23,864.55</b>	<b>163,362.82</b>	<b>-74,450.01</b>
<b>Fund: 6011 - ECONOMIC DEVELOPMENT GRANT ACCOUNT</b>						
<b>Revenue</b>						
<a href="#">6011-00-000-31940</a>	GRANT REVENUE-LEADS	7,000.00	7,000.00	0.00	0.00	-7,000.00
<a href="#">6011-99-000-31764</a>	GRANT REVENUE-LEDA	0.00	900,000.00	0.00	500,000.00	-400,000.00
	<b>Revenue Total:</b>	<b>7,000.00</b>	<b>907,000.00</b>	<b>0.00</b>	<b>500,000.00</b>	<b>-407,000.00</b>
<b>Fund: 6011 - ECONOMIC DEVELOPMENT GRANT ACCOUNT Total:</b>		<b>7,000.00</b>	<b>907,000.00</b>	<b>0.00</b>	<b>500,000.00</b>	<b>-407,000.00</b>

Detail of Receipts

For Fiscal: 2018-2019 Period Ending: 05/31/2019

		Original	Current	Period	Fiscal	Variance
		Total Budget	Total Budget	Activity	Activity	Favorable (Unfavorable)
<b>Fund: 6020 - EL ZOCALO</b>						
Revenue						
<a href="#">6020-00-000-31760</a>	REFUNDS AND REIMBURSEMENTS	0.00	300.00	0.00	340.00	40.00
<a href="#">6020-99-000-31640</a>	RENTAL	99,826.00	99,826.00	9,867.78	96,161.73	-3,664.27
<a href="#">6020-99-000-31642</a>	EVENTS - DAMAGE DEPOSIT	16,000.00	16,000.00	2,800.00	11,400.00	-4,600.00
<a href="#">6020-99-000-31644</a>	EVENTS - SECURITY DEPOSIT	5,000.00	5,000.00	900.00	3,725.00	-1,275.00
	<b>Revenue Total:</b>	<b>120,826.00</b>	<b>121,126.00</b>	<b>13,567.78</b>	<b>111,626.73</b>	<b>-9,499.27</b>
	<b>Fund: 6020 - EL ZOCALO Total:</b>	<b>120,826.00</b>	<b>121,126.00</b>	<b>13,567.78</b>	<b>111,626.73</b>	<b>-9,499.27</b>
<b>Fund: 6030 - COUNTY FAIRGROUNDS MANAGEMENT</b>						
Revenue						
<a href="#">6030-99-000-31640</a>	RENTAL	10,000.00	10,000.00	500.00	5,569.00	-4,431.00
<a href="#">6030-99-000-31940</a>	CDBG GRANT INCOME - FEDERAL	490,000.00	490,000.00	0.00	0.00	-490,000.00
	<b>Revenue Total:</b>	<b>500,000.00</b>	<b>500,000.00</b>	<b>500.00</b>	<b>5,569.00</b>	<b>-494,431.00</b>
<a href="#">6030-00-000-39998</a>	TRANSFER IN	17,538.00	17,538.00	0.00	8,769.00	-8,769.00
	<b>Fund: 6030 - COUNTY FAIRGROUNDS MANAGEMENT Total:</b>	<b>517,538.00</b>	<b>517,538.00</b>	<b>500.00</b>	<b>14,338.00</b>	<b>-503,200.00</b>
<b>Fund: 6090 - COUNTY BUSINESS DEVELOPMENT</b>						
Revenue						
<a href="#">6090-00-000-31938</a>	PARTNERSHIP REVENUE	0.00	23,500.00	0.00	23,500.00	0.00
	<b>Revenue Total:</b>	<b>0.00</b>	<b>23,500.00</b>	<b>0.00</b>	<b>23,500.00</b>	<b>0.00</b>
	<b>Fund: 6090 - COUNTY BUSINESS DEVELOPMENT Total:</b>	<b>0.00</b>	<b>23,500.00</b>	<b>0.00</b>	<b>23,500.00</b>	<b>0.00</b>
<b>Fund: 6110 - LODGERS TAX</b>						
Revenue						
<a href="#">6110-99-000-31760</a>	REFUNDS AND REIMBURSEMENTS	0.00	134.84	0.00	134.84	0.00
<a href="#">6110-99-000-32000</a>	LODGER'S TAX	13,000.00	13,000.00	300.74	11,267.93	-1,732.07
	<b>Revenue Total:</b>	<b>13,000.00</b>	<b>13,134.84</b>	<b>300.74</b>	<b>11,402.77</b>	<b>-1,732.07</b>
	<b>Fund: 6110 - LODGERS TAX Total:</b>	<b>13,000.00</b>	<b>13,134.84</b>	<b>300.74</b>	<b>11,402.77</b>	<b>-1,732.07</b>
<b>Fund: 6120 - JEMEZ MOUNTAIN TRAIL GRANT</b>						
Revenue						
<a href="#">6120-99-000-39999</a>	TRANSFER OUT	-1,232.26	-1,232.26	0.00	-1,232.26	0.00
	<b>Revenue Total:</b>	<b>-1,232.26</b>	<b>-1,232.26</b>	<b>0.00</b>	<b>-1,232.26</b>	<b>0.00</b>
	<b>Fund: 6120 - JEMEZ MOUNTAIN TRAIL GRANT Total:</b>	<b>-1,232.26</b>	<b>-1,232.26</b>	<b>0.00</b>	<b>-1,232.26</b>	<b>0.00</b>
<b>Fund: 6130 - CELL TOWER</b>						
Revenue						
<a href="#">6130-99-000-31802</a>	CELL TOWER HOLDING ACCT	5,000.00	30,500.00	0.00	30,500.00	0.00
	<b>Revenue Total:</b>	<b>5,000.00</b>	<b>30,500.00</b>	<b>0.00</b>	<b>30,500.00</b>	<b>0.00</b>
	<b>Fund: 6130 - CELL TOWER Total:</b>	<b>5,000.00</b>	<b>30,500.00</b>	<b>0.00</b>	<b>30,500.00</b>	<b>0.00</b>
<b>Fund: 6131 - SUBDIVISION ENGINEERING FEES</b>						
Revenue						
<a href="#">6131-00-000-31572</a>	SUBDIVISION ENGINEERING FEES	10,000.00	10,000.00	0.00	5,000.00	-5,000.00
	<b>Revenue Total:</b>	<b>10,000.00</b>	<b>10,000.00</b>	<b>0.00</b>	<b>5,000.00</b>	<b>-5,000.00</b>
	<b>Fund: 6131 - SUBDIVISION ENGINEERING FEES Total:</b>	<b>10,000.00</b>	<b>10,000.00</b>	<b>0.00</b>	<b>5,000.00</b>	<b>-5,000.00</b>
<b>Fund: 6140 - 2019 PUBLIC SAFETY COMMICATIONS BOND</b>						
Revenue						
<a href="#">6140-99-000-32020</a>	INTEREST REVENUE	0.00	6,554.06	5,483.97	22,812.18	16,258.12
<a href="#">6140-99-000-32180</a>	BOND PROCEEDS	0.00	5,214,586.95	0.00	5,214,586.95	0.00
	<b>Revenue Total:</b>	<b>0.00</b>	<b>5,221,141.01</b>	<b>5,483.97</b>	<b>5,237,399.13</b>	<b>16,258.12</b>
	<b>Fund: 6140 - 2019 PUBLIC SAFETY COMMICATIONS BOND Total:</b>	<b>0.00</b>	<b>5,221,141.01</b>	<b>5,483.97</b>	<b>5,237,399.13</b>	<b>16,258.12</b>
<b>Fund: 6141 - 2019 PUBLIC SAFETY PROJECT BOND</b>						
Revenue						
<a href="#">6141-99-000-32020</a>	INTEREST REVENUE	0.00	6,095.73	5,113.02	21,254.10	15,158.37



Detail of Receipts

For Fiscal: 2018-2019 Period Ending: 05/31/2019

		Original Total Budget	Current Total Budget	Period Activity	Fiscal Activity	Variance Favorable (Unfavorable)
<a href="#">6141-99-000-32180</a>	BOND PROCEEDS	0.00	4,861,867.58	0.00	4,861,867.58	0.00
	Revenue Total:	0.00	4,867,963.31	5,113.02	4,883,121.68	15,158.37
Fund: 6141 - 2019 PUBLIC SAFETY PROJECT BOND Total:		0.00	4,867,963.31	5,113.02	4,883,121.68	15,158.37
<b>Fund: 6500 - LEGISLATIVE FUNDING</b>						
Revenue						
<a href="#">6500-99-000-30010</a>	ACCTS RECV-PREV FISCAL YR	671,993.42	879,787.23	0.00	879,787.23	0.00
<a href="#">6500-99-000-34100</a>	LEGISLATIVE-SR. PROGRAM	1,032,553.00	1,032,553.00	0.00	342,843.39	-689,709.61
	Revenue Total:	1,704,546.42	1,912,340.23	0.00	1,222,630.62	-689,709.61
Fund: 6500 - LEGISLATIVE FUNDING Total:		1,704,546.42	1,912,340.23	0.00	1,222,630.62	-689,709.61
<b>Fund: 6502 - 2019 GO LIBRARY BOND</b>						
Revenue						
<a href="#">6502-00-000-32180</a>	BOND PROCEEDS	0.00	3,393,178.41	0.00	3,393,178.41	0.00
<a href="#">6502-99-000-32020</a>	INTEREST INCOME	0.00	4,453.76	3,568.45	14,930.70	10,476.94
	Revenue Total:	0.00	0.00	3,568.45	3,408,109.11	10,476.94
<a href="#">6502-00-000-39999</a>	TRANSFER OUT	-53,839.59	-53,941.91	0.00	-53,941.91	0.00
Fund: 6502 - 2019 GO LIBRARY BOND Total:		-53,839.59	3,343,690.26	3,568.45	3,354,167.20	10,476.94
<b>Fund: 6504 - ECONOMIC DEVELOPMENT PROJECTS ACCOUNT</b>						
Revenue						
<a href="#">6504-99-000-31842</a>	INCENTIVE PILOT PAYMENT	889,997.00	889,997.00	0.00	0.00	-889,997.00
<a href="#">6504-99-000-32020</a>	INTEREST REVENUE	10,500.00	19,799.83	5,980.53	47,905.04	28,105.21
	Revenue Total:	900,497.00	909,796.83	5,980.53	47,905.04	-861,891.79
Fund: 6504 - ECONOMIC DEVELOPMENT PROJECTS ACCOUNT Total:		900,497.00	909,796.83	5,980.53	47,905.04	-861,891.79
<b>Fund: 6505 - ECONOMIC DEVELOPMENT INCENTIVE ACCOUNT</b>						
Revenue						
<a href="#">6505-99-000-32020</a>	INTEREST REVENUE	8,000.00	17,684.20	2,496.89	27,176.68	9,492.48
	Revenue Total:	8,000.00	17,684.20	2,496.89	27,176.68	9,492.48
Fund: 6505 - ECONOMIC DEVELOPMENT INCENTIVE ACCOUNT Total:		8,000.00	17,684.20	2,496.89	27,176.68	9,492.48
<b>Fund: 6506 - ENERGY EFFICIENCY PROJECT</b>						
Revenue						
<a href="#">6506-99-000-31760</a>	REFUNDS & REIMBURSEMENTS	340,000.00	340,000.00	0.00	0.00	-340,000.00
<a href="#">6506-99-000-32020</a>	INTEREST REVENUE	5,000.00	5,000.00	34.20	1,957.36	-3,042.64
	Revenue Total:	345,000.00	345,000.00	34.20	1,957.36	-343,042.64
<a href="#">6506-99-000-39999</a>	TRANSFER OUT	0.00	0.00	0.00	-189.00	-189.00
Fund: 6506 - ENERGY EFFICIENCY PROJECT Total:		345,000.00	345,000.00	34.20	1,768.36	-343,231.64
Report Total:		59,363,388.33	81,658,487.46	4,439,826.55	64,486,080.95	-17,172,406.51



Sandoval County, NM

# Detail of Receipts Account Summary

For Fiscal: 2018-2019 Period Ending: 05/31/2019

		Original Total Budget	Current Total Budget	Period Activity	Fiscal Activity	Variance Favorable (Unfavorable)
<b>Fund: 8102 - DEBT SERVICE</b>						
Revenue						
<a href="#">8102-00-000-32200</a>	2015 FIRE PROTECTION	431,508.65	431,508.65	0.00	381,898.72	-49,609.93
<a href="#">8102-00-000-32210</a>	2010 INFRASTRUCTURE	194,862.50	194,862.50	0.00	201,587.50	6,725.00
<a href="#">8102-00-000-32222</a>	2016 GRT REVENUE	598,143.76	598,143.76	49,845.31	548,115.07	-50,028.69
<a href="#">8102-00-000-32224</a>	LANDFILL REVENUES	928,846.00	928,846.00	77,455.73	635,932.15	-292,913.85
<a href="#">8102-00-000-32230</a>	PILT REVENUE LOAN (NMFA)	655,674.75	655,674.75	0.00	0.00	-655,674.75
<a href="#">8102-99-000-32020</a>	INTEREST REVENUE	0.00	0.00	-459.04	784.82	784.82
	<b>Revenue Total:</b>	<b>2,809,035.66</b>	<b>2,809,035.66</b>	<b>126,842.00</b>	<b>1,768,318.26</b>	<b>-1,040,717.40</b>
<a href="#">8102-00-000-39998</a>	TRANSFER IN	215,561.88	215,561.88	0.00	215,561.88	0.00
<b>Fund: 8102 - DEBT SERVICE</b>	<b>Total:</b>	<b>3,024,597.54</b>	<b>3,024,597.54</b>	<b>126,842.00</b>	<b>1,983,880.14</b>	<b>-1,040,717.40</b>
<b>Fund: 8104 - GO DEBT SERVICE</b>						
Revenue						
<a href="#">8104-00-000-32180</a>	BOND PROCEEDS	0.00	0.00	2,712.65	285,601.51	285,601.51
<a href="#">8104-99-000-31020</a>	DEBT-CURR-YR-PROPERTY TAX	1,995,585.00	1,995,585.00	96,072.56	1,455,069.44	-540,515.56
<a href="#">8104-99-000-32020</a>	INTEREST INCOME	2,500.00	4,315.70	1,783.80	12,308.84	7,993.14
	<b>Revenue Total:</b>	<b>1,998,085.00</b>	<b>1,998,085.00</b>	<b>100,569.01</b>	<b>1,752,979.79</b>	<b>-246,920.91</b>
<a href="#">8104-00-000-39998</a>	TRANSFER IN	53,839.59	53,941.91	0.00	53,941.91	0.00
<b>Fund: 8104 - GO DEBT SERVICE</b>	<b>Total:</b>	<b>2,051,924.59</b>	<b>2,053,842.61</b>	<b>100,569.01</b>	<b>1,806,921.70</b>	<b>-246,920.91</b>
<b>Fund: 8106 - PLACITAS DEBT SERVICE</b>						
Revenue						
<a href="#">8106-00-000-32020</a>	INTEREST INCOME	15.00	24.37	19.42	112.30	87.93
<a href="#">8106-99-000-31020</a>	DEBT-CURR-YR-PROPERTY TAX	22,173.00	22,173.00	2,008.69	19,322.97	-2,850.03
	<b>Revenue Total:</b>	<b>22,188.00</b>	<b>22,197.37</b>	<b>2,028.11</b>	<b>19,435.27</b>	<b>-2,762.10</b>
<b>Fund: 8106 - PLACITAS DEBT SERVICE</b>	<b>Total:</b>	<b>22,188.00</b>	<b>22,197.37</b>	<b>2,028.11</b>	<b>19,435.27</b>	<b>-2,762.10</b>
<b>Fund: 8110 - INCENTIVE BOND DEBT SERVICE</b>						
Revenue						
<a href="#">8110-00-000-31842</a>	INTEL PILOT PAYMENT	8,295,485.00	8,295,485.00	0.00	9,150,000.00	854,515.00
<a href="#">8110-00-000-32020</a>	INTEREST REVENUE	324,247.00	324,247.00	76,349.69	86,120.11	-238,126.89
	<b>Revenue Total:</b>	<b>8,619,732.00</b>	<b>8,619,732.00</b>	<b>76,349.69</b>	<b>9,236,120.11</b>	<b>616,388.11</b>
<b>Fund: 8110 - INCENTIVE BOND DEBT SERVICE</b>	<b>Total:</b>	<b>8,619,732.00</b>	<b>8,619,732.00</b>	<b>76,349.69</b>	<b>9,236,120.11</b>	<b>616,388.11</b>
<b>Fund: 8112 - NMFA RESERVE - LANDFILL PROJECT LOAN</b>						
Revenue						
<a href="#">8112-00-000-32020</a>	INTEREST INCOME	9,030.00	9,030.00	976.50	10,320.33	1,290.33
	<b>Revenue Total:</b>	<b>9,030.00</b>	<b>9,030.00</b>	<b>976.50</b>	<b>10,320.33</b>	<b>1,290.33</b>
<b>Fund: 8112 - NMFA RESERVE - LANDFILL PROJECT LOAN</b>	<b>Total:</b>	<b>9,030.00</b>	<b>9,030.00</b>	<b>976.50</b>	<b>10,320.33</b>	<b>1,290.33</b>
<b>Fund: 8114 - NMFA RESERVE - LANDFILL SYSTEM LOAN</b>						
Revenue						
<a href="#">8114-00-000-39999</a>	TRANSFER OUT	-215,561.88	-215,561.88	0.00	-215,561.88	0.00
	<b>Revenue Total:</b>	<b>-215,561.88</b>	<b>-215,561.88</b>	<b>0.00</b>	<b>-215,561.88</b>	<b>0.00</b>
<b>Fund: 8114 - NMFA RESERVE - LANDFILL SYSTEM LOAN</b>	<b>Total:</b>	<b>-215,561.88</b>	<b>-215,561.88</b>	<b>0.00</b>	<b>-215,561.88</b>	<b>0.00</b>
<b>Fund: 8116 - PONDEROSA VFD - NMFA ACCOUNT PP-2479</b>						
Revenue						
<a href="#">8116-99-000-32020</a>	INTEREST INCOME	675.00	675.00	85.02	1,197.12	522.12
<a href="#">8116-99-000-33070</a>	STATE FIRE ALLOTMENT	17,647.00	17,647.00	0.00	0.00	-17,647.00
	<b>Revenue Total:</b>	<b>18,322.00</b>	<b>18,322.00</b>	<b>85.02</b>	<b>1,197.12</b>	<b>-17,124.88</b>
<b>Fund: 8116 - PONDEROSA VFD - NMFA ACCOUNT PP-2479</b>	<b>Total:</b>	<b>18,322.00</b>	<b>18,322.00</b>	<b>85.02</b>	<b>1,197.12</b>	<b>-17,124.88</b>

Detail of Receipts

For Fiscal: 2018-2019 Period Ending: 05/31/2019

		Original Total Budget	Current Total Budget	Period Activity	Fiscal Activity	Variance Favorable (Unfavorable)
<b>Fund: 8118 - ALGODONES VFD - NMFA ACCOUNT PP-2480</b>						
Revenue						
<a href="#">8118-99-000-32020</a>	INTEREST INCOME	25.00	84.78	0.29	151.96	67.18
<a href="#">8118-99-000-33070</a>	STATE FIRE ALLOTMENT	9,174.00	9,174.00	0.00	8,999.00	-175.00
	<b>Revenue Total:</b>	<b>9,199.00</b>	<b>9,258.78</b>	<b>0.29</b>	<b>9,150.96</b>	<b>-107.82</b>
<b>Fund: 8118 - ALGODONES VFD - NMFA ACCOUNT PP-2480 Total:</b>						
		<b>9,199.00</b>	<b>9,258.78</b>	<b>0.29</b>	<b>9,150.96</b>	<b>-107.82</b>
<b>Fund: 8120 - PLACITAS VFD - NMFA ACCOUNT PP-2481</b>						
Revenue						
<a href="#">8120-99-000-32020</a>	INTEREST INCOME	880.00	880.00	111.53	1,560.66	680.66
<a href="#">8120-99-000-33070</a>	STATE FIRE ALLOTMENT	22,591.00	22,591.00	0.00	0.00	-22,591.00
	<b>Revenue Total:</b>	<b>23,471.00</b>	<b>23,471.00</b>	<b>111.53</b>	<b>1,560.66</b>	<b>-21,910.34</b>
<b>Fund: 8120 - PLACITAS VFD - NMFA ACCOUNT PP-2481 Total:</b>						
		<b>23,471.00</b>	<b>23,471.00</b>	<b>111.53</b>	<b>1,560.66</b>	<b>-21,910.34</b>
<b>Fund: 8122 - LA MADERA VFD - NMFA ACCOUNT PP-2929</b>						
Revenue						
<a href="#">8122-00-000-39999</a>	TRANSFER OUT	-51.90	-51.90	0.00	-51.90	0.00
	<b>Revenue Total:</b>	<b>-51.90</b>	<b>-51.90</b>	<b>0.00</b>	<b>-51.90</b>	<b>0.00</b>
<b>Fund: 8122 - LA MADERA VFD - NMFA ACCOUNT PP-2929 Total:</b>						
		<b>-51.90</b>	<b>-51.90</b>	<b>0.00</b>	<b>-51.90</b>	<b>0.00</b>
<b>Fund: 8124 - SOUTH FD - NMFA ACCOUNT PP-2930</b>						
Revenue						
<a href="#">8124-99-000-32020</a>	INTEREST INCOME	38.00	134.38	0.46	241.20	106.82
<a href="#">8124-99-000-33070</a>	STATE FIRE ALLOTMENT	14,478.00	14,478.00	0.00	14,461.00	-17.00
	<b>Revenue Total:</b>	<b>14,516.00</b>	<b>14,612.38</b>	<b>0.46</b>	<b>14,702.20</b>	<b>89.82</b>
<b>Fund: 8124 - SOUTH FD - NMFA ACCOUNT PP-2930 Total:</b>						
		<b>14,516.00</b>	<b>14,612.38</b>	<b>0.46</b>	<b>14,702.20</b>	<b>89.82</b>
<b>Fund: 8126 - PONDEROSA VFD - NMFA ACCOUT PP-2931</b>						
Revenue						
<a href="#">8126-99-000-32020</a>	INTEREST INCOME	34.00	121.04	0.41	217.27	96.23
<a href="#">8126-99-000-33070</a>	STATE FIRE ALLOTMENT	13,042.00	13,042.00	0.00	13,027.00	-15.00
	<b>Revenue Total:</b>	<b>13,076.00</b>	<b>13,163.04</b>	<b>0.41</b>	<b>13,244.27</b>	<b>81.23</b>
<b>Fund: 8126 - PONDEROSA VFD - NMFA ACCOUT PP-2931 Total:</b>						
		<b>13,076.00</b>	<b>13,163.04</b>	<b>0.41</b>	<b>13,244.27</b>	<b>81.23</b>
<b>Fund: 8128 - REGINA VFD - NMFA ACCOUNT PP-2932</b>						
Revenue						
<a href="#">8128-99-000-32020</a>	INTEREST INCOME	23.00	80.01	0.27	143.62	63.61
<a href="#">8128-99-000-33070</a>	STATE FIRE ALLOTMENT	8,636.00	8,636.00	0.00	8,612.00	-24.00
	<b>Revenue Total:</b>	<b>8,659.00</b>	<b>8,716.01</b>	<b>0.27</b>	<b>8,755.62</b>	<b>39.61</b>
<b>Fund: 8128 - REGINA VFD - NMFA ACCOUNT PP-2932 Total:</b>						
		<b>8,659.00</b>	<b>8,716.01</b>	<b>0.27</b>	<b>8,755.62</b>	<b>39.61</b>
<b>Fund: 8130 - ZIA PUEBLO VFD - NMFA ACCOUNT PP2933</b>						
Revenue						
<a href="#">8130-99-000-32020</a>	INTEREST INCOME	14.00	49.25	0.17	88.41	39.16
<a href="#">8130-99-000-33070</a>	STATE FIRE ALLOTMENT	5,304.00	5,304.00	0.00	5,298.00	-6.00
	<b>Revenue Total:</b>	<b>5,318.00</b>	<b>5,353.25</b>	<b>0.17</b>	<b>5,386.41</b>	<b>33.16</b>
<b>Fund: 8130 - ZIA PUEBLO VFD - NMFA ACCOUNT PP2933 Total:</b>						
		<b>5,318.00</b>	<b>5,353.25</b>	<b>0.17</b>	<b>5,386.41</b>	<b>33.16</b>
<b>Fund: 8132 - 2016 PILT REFUNDING RESERVE</b>						
Revenue						
<a href="#">8132-99-000-32020</a>	INTEREST INCOME	7,763.00	7,763.00	844.20	9,059.87	1,296.87
	<b>Revenue Total:</b>	<b>7,763.00</b>	<b>7,763.00</b>	<b>844.20</b>	<b>9,059.87</b>	<b>1,296.87</b>
<b>Fund: 8132 - 2016 PILT REFUNDING RESERVE Total:</b>						
		<b>7,763.00</b>	<b>7,763.00</b>	<b>844.20</b>	<b>9,059.87</b>	<b>1,296.87</b>
<b>Fund: 8136 - REFUNDING DETENTION CTR CUBA (AMI-KIDS)</b>						
Revenue						
<a href="#">8136-99-000-31640</a>	RENTAL INCOME	317,602.28	317,602.28	26,466.96	154,671.84	-162,930.44
<a href="#">8136-99-000-32020</a>	INTEREST INCOME	5,332.50	5,332.50	496.87	7,595.24	2,262.74



Detail of Receipts

For Fiscal: 2018-2019 Period Ending: 05/31/2019

		Original Total Budget	Current Total Budget	Period Activity	Fiscal Activity	Variance Favorable (Unfavorable)
	<b>Revenue Total:</b>	<b>322,934.78</b>	<b>322,934.78</b>	<b>26,963.83</b>	<b>162,267.08</b>	<b>-160,667.70</b>
<a href="#">8136-99-000-39998</a>	TRANSFER IN	0.00	153,522.00	0.00	136,464.52	-17,057.48
	<b>Fund: 8136 - REFUNDING DETENTION CTR CUBA (AMI-KIDS) Total:</b>	<b>322,934.78</b>	<b>476,456.78</b>	<b>26,963.83</b>	<b>298,731.60</b>	<b>-177,725.18</b>
<b>Fund: 8138 - AMI-KIDS RENTAL INCOME</b>						
<b>Revenue</b>						
<a href="#">8138-99-000-31640</a>	RENTAL INCOME	0.00	0.00	0.00	0.02	0.02
<a href="#">8138-99-000-31760</a>	LOAN REIMBURSEMENT	0.00	0.00	5,211.85	10,423.72	10,423.72
<a href="#">8138-99-000-32020</a>	INTEREST INCOME	0.00	265.62	62.19	587.31	321.69
	<b>Revenue Total:</b>	<b>0.00</b>	<b>265.62</b>	<b>5,274.04</b>	<b>11,011.05</b>	<b>10,745.43</b>
<a href="#">8138-99-000-39998</a>	TRANSFER IN	103,780.95	80,000.00	0.00	80,000.00	0.00
<a href="#">8138-99-000-39999</a>	TRANSFER OUT	0.00	-153,522.00	0.00	-136,464.52	17,057.48
	<b>Fund: 8138 - AMI-KIDS RENTAL INCOME Total:</b>	<b>103,780.95</b>	<b>-73,256.38</b>	<b>5,274.04</b>	<b>-45,453.47</b>	<b>27,802.91</b>
<b>Fund: 8142 - 2018 DETENTION LOAN - DEBT SERVICE</b>						
<b>Revenue</b>						
<a href="#">8142-99-000-31200</a>	GRT - COUNTY CORRECTIONAL FACI	0.00	0.00	81,631.32	222,451.62	222,451.62
<a href="#">8142-99-000-32020</a>	INTEREST	0.00	0.00	-10.76	-33.59	-33.59
<a href="#">8142-99-000-36000</a>	LOAN PROCEEDS	0.00	0.00	0.00	60,816.51	60,816.51
	<b>Revenue Total:</b>	<b>0.00</b>	<b>0.00</b>	<b>81,620.56</b>	<b>283,234.54</b>	<b>283,234.54</b>
<a href="#">8142-99-000-39999</a>	TRANSFER OUT	0.00	-60,816.51	0.00	-60,816.51	0.00
	<b>Fund: 8142 - 2018 DETENTION LOAN - DEBT SERVICE Total:</b>	<b>0.00</b>	<b>-60,816.51</b>	<b>81,620.56</b>	<b>222,418.03</b>	<b>283,234.54</b>
<b>Fund: 8190 - TAX PAYMENT ACCOUNT</b>						
<b>Revenue</b>						
<a href="#">8190-00-000-31164</a>	DEPOSITS TO TAX PAYMENT ACCOU	0.00	128,736,550.00	83,903,744.69	313,284,079.25	184,547,529.25
	<b>Revenue Total:</b>	<b>0.00</b>	<b>128,736,550.00</b>	<b>83,903,744.69</b>	<b>313,284,079.25</b>	<b>184,547,529.25</b>
	<b>Fund: 8190 - TAX PAYMENT ACCOUNT Total:</b>	<b>0.00</b>	<b>128,736,550.00</b>	<b>83,903,744.69</b>	<b>313,284,079.25</b>	<b>184,547,529.25</b>
<b>Fund: 8214 - 2007 PILT REVENUE BOND</b>						
<b>Revenue</b>						
<a href="#">8214-00-000-32020</a>	INTEREST INCOME	0.00	451.62	2.39	646.79	195.17
	<b>Revenue Total:</b>	<b>0.00</b>	<b>451.62</b>	<b>2.39</b>	<b>646.79</b>	<b>195.17</b>
	<b>Fund: 8214 - 2007 PILT REVENUE BOND Total:</b>	<b>0.00</b>	<b>451.62</b>	<b>2.39</b>	<b>646.79</b>	<b>195.17</b>
<b>Fund: 8234 - 2013 LANDFILL PROJECT LOAN</b>						
<b>Revenue</b>						
<a href="#">8234-00-000-32020</a>	INTEREST INCOME	300.00	762.50	145.13	1,467.96	705.46
	<b>Revenue Total:</b>	<b>300.00</b>	<b>762.50</b>	<b>145.13</b>	<b>1,467.96</b>	<b>705.46</b>
	<b>Fund: 8234 - 2013 LANDFILL PROJECT LOAN Total:</b>	<b>300.00</b>	<b>762.50</b>	<b>145.13</b>	<b>1,467.96</b>	<b>705.46</b>
<b>Fund: 8300 - SANDOVAL GENERAL FUND</b>						
<b>Revenue</b>						
<a href="#">8300-99-000-32020</a>	INVESTMENT INCOME (INTEREST)	6,000.00	72,879.08	28,023.97	151,089.82	78,210.74
	<b>Revenue Total:</b>	<b>6,000.00</b>	<b>72,879.08</b>	<b>28,023.97</b>	<b>151,089.82</b>	<b>78,210.74</b>
<a href="#">8300-99-000-39999</a>	TRANSFER OUT	0.00	-50,000.00	0.00	-50,000.00	0.00
	<b>Fund: 8300 - SANDOVAL GENERAL FUND Total:</b>	<b>6,000.00</b>	<b>22,879.08</b>	<b>28,023.97</b>	<b>101,089.82</b>	<b>78,210.74</b>
<b>Fund: 8306 - BOND RESERVE FUNDS INVESTMENT</b>						
<b>Revenue</b>						
<a href="#">8306-00-000-32020</a>	INTEREST INCOME	200.00	3,167.96	818.81	6,250.37	3,082.41
	<b>Revenue Total:</b>	<b>200.00</b>	<b>3,167.96</b>	<b>818.81</b>	<b>6,250.37</b>	<b>3,082.41</b>
	<b>Fund: 8306 - BOND RESERVE FUNDS INVESTMENT Total:</b>	<b>200.00</b>	<b>3,167.96</b>	<b>818.81</b>	<b>6,250.37</b>	<b>3,082.41</b>
<b>Fund: 8310 - AMI-KIDS RESERVE FUND</b>						
<b>Revenue</b>						
<a href="#">8310-00-000-32020</a>	INTEREST INCOME	910.00	3,274.52	889.95	6,143.68	2,869.16
	<b>Revenue Total:</b>	<b>910.00</b>	<b>3,274.52</b>	<b>889.95</b>	<b>6,143.68</b>	<b>2,869.16</b>
<a href="#">8310-00-000-39999</a>	TRANSFER OUT	-103,780.95	-80,000.00	0.00	-80,000.00	0.00
	<b>Fund: 8310 - AMI-KIDS RESERVE FUND Total:</b>	<b>-102,870.95</b>	<b>-76,725.48</b>	<b>889.95</b>	<b>-73,856.32</b>	<b>2,869.16</b>

Detail of Receipts

For Fiscal: 2018-2019 Period Ending: 05/31/2019

		Original Total Budget	Current Total Budget	Period Activity	Fiscal Activity	Variance Favorable (Unfavorable)
<b>Fund: 8313 - 8313</b>						
Revenue						
<a href="#">8313-00-000-32020</a>	INTEREST INCOME	800.00	800.00	0.00	0.00	-800.00
	Revenue Total:	800.00	800.00	0.00	0.00	-800.00
	Fund: 8313 - 8313 Total:	800.00	800.00	0.00	0.00	-800.00
<b>Fund: 8314 - AMI-KIDS MAINTENANCE ACCT</b>						
Revenue						
<a href="#">8314-00-000-32020</a>	INTEREST INCOME	315.00	1,387.21	452.94	3,052.50	1,665.29
	Revenue Total:	315.00	1,387.21	452.94	3,052.50	1,665.29
	Fund: 8314 - AMI-KIDS MAINTENANCE ACCT Total:	315.00	1,387.21	452.94	3,052.50	1,665.29
<b>Fund: 8316 - INDIGENT INVESTMENT ACCOUNT</b>						
Revenue						
<a href="#">8316-00-000-32020</a>	INTEREST INCOME	1,286.00	40,747.55	6,321.87	67,022.29	26,274.74
	Revenue Total:	1,286.00	40,747.55	6,321.87	67,022.29	26,274.74
	Fund: 8316 - INDIGENT INVESTMENT ACCOUNT Total:	1,286.00	40,747.55	6,321.87	67,022.29	26,274.74
<b>Fund: 8317 - INDIGENT LGIP ACCOUNT</b>						
Revenue						
<a href="#">8317-00-000-32020</a>	INTEREST INCOME	0.00	2,873.10	2,576.83	13,627.78	10,754.68
	Revenue Total:	0.00	2,873.10	2,576.83	13,627.78	10,754.68
<a href="#">8317-00-000-39998</a>	TRANSFER IN	0.00	50,000.00	0.00	50,000.00	0.00
<a href="#">8317-00-000-39999</a>	TRANSFER OUT	0.00	0.00	0.00	-50,000.00	-50,000.00
	Fund: 8317 - INDIGENT LGIP ACCOUNT Total:	0.00	52,873.10	2,576.83	13,627.78	-39,245.32
<b>Fund: 8318 - NMB-T CASH MANAGEMENT ACCOUNT</b>						
Revenue						
<a href="#">8318-00-000-32020</a>	INTEREST INCOME	5,500.00	108,443.46	34,962.96	215,224.04	106,780.58
	Revenue Total:	5,500.00	108,443.46	34,962.96	215,224.04	106,780.58
	Fund: 8318 - NMB-T CASH MANAGEMENT ACCOUNT Total:	5,500.00	108,443.46	34,962.96	215,224.04	106,780.58
<b>Fund: 8319 - LGIP CASH MANAGEMENT ACCOUNT</b>						
Revenue						
<a href="#">8319-99-000-32020</a>	INTEREST INCOME	0.00	2,453.50	3,750.88	14,020.10	11,566.60
	Revenue Total:	0.00	2,453.50	3,750.88	14,020.10	11,566.60
<a href="#">8319-99-000-39998</a>	TRANSFER IN	0.00	0.00	0.00	50,000.00	50,000.00
	Fund: 8319 - LGIP CASH MANAGEMENT ACCOUNT Total:	0.00	2,453.50	3,750.88	64,020.10	61,566.60
	Report Total:	13,950,428.13	142,850,619.59	84,403,356.51	327,062,441.62	184,211,822.03



Sandoval County, NM

## Detail of Receipts Account Summary

For Fiscal: 2018-2019 Period Ending: 05/31/2019

		Original Total Budget	Current Total Budget	Period Activity	Fiscal Activity	Variance Favorable (Unfavorable)
<b>Fund: 8390 - INMATE CUSTODIAL ACCOUNT</b>						
Revenue						
<a href="#">8390-99-000-31876</a>	INMATE CUSTODIAL DEPOSITS	0.00	0.00	22,969.84	415,487.93	415,487.93
	<b>Revenue Total:</b>	<b>0.00</b>	<b>0.00</b>	<b>22,969.84</b>	<b>415,487.93</b>	<b>415,487.93</b>
	<b>Fund: 8390 - INMATE CUSTODIAL ACCOUNT Total:</b>	<b>0.00</b>	<b>0.00</b>	<b>22,969.84</b>	<b>415,487.93</b>	<b>415,487.93</b>
<b>Fund: 8999 - ARCHIVE - EMPLOYEE INSURANCE</b>						
Revenue						
<a href="#">8999-99-000-30150</a>	INSURANCE PREMIUM	0.00	0.00	326,691.83	4,017,801.00	4,017,801.00
<a href="#">8999-99-000-31760</a>	REFUNDS AND REIMBURSEMENTS	0.00	0.00	0.00	359.94	359.94
	<b>Revenue Total:</b>	<b>0.00</b>	<b>0.00</b>	<b>326,691.83</b>	<b>4,018,160.94</b>	<b>4,018,160.94</b>
	<b>Fund: 8999 - ARCHIVE - EMPLOYEE INSURANCE Total:</b>	<b>0.00</b>	<b>0.00</b>	<b>326,691.83</b>	<b>4,018,160.94</b>	<b>4,018,160.94</b>
<b>Fund: 9950 - FLEX PAYMENT ACCOUNT (NON COUNTY ACCT)</b>						
Revenue						
<a href="#">9950-00-000-31760</a>	REFUNDS AND REIMBURSEMENTS	0.00	0.00	0.00	1,080.73	1,080.73
<a href="#">9950-00-000-35500</a>	EMPLOYEE CONTRIBUTIONS	0.00	0.00	6,263.94	87,902.64	87,902.64
	<b>Revenue Total:</b>	<b>0.00</b>	<b>0.00</b>	<b>6,263.94</b>	<b>88,983.37</b>	<b>88,983.37</b>
	<b>Fund: 9950 - FLEX PAYMENT ACCOUNT (NON COUNTY ACCT) Total:</b>	<b>0.00</b>	<b>0.00</b>	<b>6,263.94</b>	<b>88,983.37</b>	<b>88,983.37</b>
	<b>Report Total:</b>	<b>0.00</b>	<b>0.00</b>	<b>355,925.61</b>	<b>4,522,632.24</b>	<b>4,522,632.24</b>



FINANCIAL REPORT OF THE COUNTY TREASURER  
TAX SCHEDULE MAINTENANCE REPORT  
AS OF MAY 31, 2019

106th FY  
SANDOVAL COUNTY

TAX YEAR	TOTAL TAXES CHARGED TO TREASURER		TOTAL NET ADJUSTMENTS TO DATE	NET TAXES CHARGED TO TREASURER		TAXES COLLECTED THIS MONTH		TAXES COLLECTED TO DATE		TAXES UNCOLLECTED TO DATE		PERCENTAGE COLLECTED
2009	\$113,377,538.50		(\$2,710,620.00)	**	\$110,666,918.50	\$1,125.88	\$110,241,432.57	\$425,485.93	99.62%			
2010	\$115,121,965.22		(\$1,385,755.63)	**	\$113,736,209.59	\$1,339.24	\$113,434,342.00	\$301,867.59	99.73%			
2011	\$111,937,985.80		\$54,052.38		\$111,992,038.18	\$902.43	\$111,691,948.42	\$300,089.76	99.73%			
2012	\$114,443,115.48		(\$89,591.28)		\$114,353,524.20	\$1,144.15	\$113,998,377.31	\$355,146.89	99.69%			
2013	\$115,726,180.71		(\$105,590.48)		\$115,620,590.23	\$1,791.46	\$115,223,260.83	\$397,329.40	99.66%			
2014	\$115,146,019.09		\$795,221.78		\$115,941,240.87	\$2,211.82	\$115,501,331.85	\$439,909.02	99.62%			
2015	\$118,878,983.27		\$226,550.96		\$119,105,534.23	\$7,084.59	\$118,510,054.61	\$595,479.62	99.50%			
2016	\$124,297,473.78		\$243,313.48		\$124,540,787.26	\$90,780.40	\$123,608,390.74	\$932,396.52	99.25%			
2017	\$114,824,481.20		(\$236,159.16)		\$114,588,322.04	\$106,679.62	\$112,884,613.48	\$1,703,708.56	98.51%			
Sub Total	\$1,043,753,743.05		-\$3,208,577.95		\$1,040,545,165.10	\$213,059.59	\$1,035,093,751.81	\$5,451,413.29	99.48%			
2018	\$119,830,398.58		\$157,068.20		\$119,987,466.78	\$39,158,834.64	\$115,544,825.26	\$4,442,641.52	96.30%			
TOTALS	\$1,163,584,141.63		-\$3,051,509.75		\$1,160,532,631.88	\$39,371,894.23	\$1,150,638,577.07	\$9,894,054.81	99.15%			

\* Total includes abatements and paid taxes on closed accounts before the 2009 conversion.

\*\* Adjustments for 2009 and 2010 include an unusually large number of property tax protests submitted for those tax years.

FINANCIAL REPORT OF THE COUNTY TREASURER  
STATEMENT OF DEBT  
FOR THE MONTH OF MAY 2019

106th FY  
SANDOVAL COUNTY

PURPOSE	DATE OF ISSUE	RATE OR AVERAGE RATE	ORIGINAL AMOUNT OF ISSUE	REDEEMED THIS MONTH	PRINCIPAL AMOUNT OUTSTANDING	TOTAL INTEREST REQUIRED	INTEREST PAID THIS MONTH	INTEREST PAID TO DATE	INTEREST OUT-STANDING
<b>GENERAL OBLIGATION / PROPERTY TAX BASED BONDS AND LOANS</b>									
2019 GO BONDS	01-19	2.43%	12,365,000	0.00	12,365,000	3,969,273.89	0.00	0.00	3,969,273.89
2016 GO REFUNDING LOAN	12-16	1.40%	1,470,000	0.00	745,000	47,801.48	0.00	37,654.20	10,147.28
2015 GO BONDS	05-15	2.00%	5,250,000	0.00	3,800,000	1,300,586.67	0.00	591,261.67	709,325.00
2013 GO BOND	11-13	2.00%	4,775,000	0.00	2,900,000	924,151.67	0.00	655,776.67	268,375.00
2011 GO BOND	12-11	2.00%	3,250,000	0.00	455,000	284,600.69	0.00	280,050.69	4,550.00
2000 PLACITAS HOMESTEAD BOND	03-00	6.51%	295,000	0.00	25,000	214,687.71	0.00	213,906.46	781.25
<b>TOTALS</b>			<b>15,040,000.00</b>	<b>0.00</b>	<b>7,925,000.00</b>	<b>2,771,828.22</b>	<b>0.00</b>	<b>1,778,649.69</b>	<b>993,178.53</b>
<b>REVENUE BONDS AND LOANS</b>									
2018 DETENTION CENTER LOAN	06-18	3.65%	5,310,000.00	0.00	5,310,000.00	950,923.16	0.00	30,308.39	920,614.77
2017 GASOLINE TAX REFUNDING LOAN	03-17	2.25%	1,194,889	111,131.59	111,757	40,725.76	1,253.75	40,097.13	628.63
2016 PILT REFUNDING LOAN	12-16	1.44%	6,080,000	0.00	4,920,000	482,056.50	0.00	188,025.00	304,033.50
2016 GRT REVENUE	10-16	2.60%	6,845,000	365,000.00	6,120,000	2,287,228.10	116,571.88	627,040.48	1,640,187.62
2015 FIRE PROTECTION BOND	03-15	1.95%	2,025,000	0.00	420,000	122,150.99	0.00	113,824.49	8,326.50
2014 INCENTIVE PAYMENT REVENUE BOND**	07-14	2.09%	42,935,000	8,200,000.00	8,410,000	3,365,081.48	209,745.15	3,136,077.18	229,004.30
2013 NMFA LANDFILL PROJECT LOAN	11-13	2.10%	7,040,000	0.00	5,300,000	2,754,917.50	0.00	1,633,930.50	1,120,987.00
2012 DETENTION REFUNDING LOAN - CUBA	10-12	3.84%	4,339,661	190,273.00	3,146,240	1,880,070.46	63,665.11	897,467.26	982,603.20
2010 INFRASTRUCTURE REFUNDING BOND	05-10	4.15%	2,650,000	0.00	1,800,000	1,246,454.59	0.00	751,042.08	495,412.51
2010 NMED RURAL INFRASTRUCTURE LOAN	02-10	3.00%	1,017,576	0.00	280,765	350,365.82	0.00	210,425.64	139,940.18
<b>TOTALS</b>			<b>79,437,126.07</b>	<b>8,866,404.59</b>	<b>30,508,761.78</b>	<b>13,469,976.36</b>	<b>391,235.89</b>	<b>7,628,238.15</b>	<b>5,841,738.21</b>
<b>NEW MEXICO FINANCE AUTHORITY LOANS FOR FIRE EQUIPMENT</b>									
2013 NMFA FIRE EQUIP LOAN (ZIA VFD)	06-13	1.63%	48,363	4,880.00	20,309.00	4,336.22	232.27	3,269.36	1,066.86
2013 NMFA FIRE EQUIP LOAN (REGINA VFD)	06-13	1.63%	78,590	7,929.00	33,003.00	7,046.52	377.44	5,312.76	1,733.76
2013 NMFA FIRE EQUIP LOAN (PONDEROSA VFD)	06-13	1.63%	118,892	11,986.00	49,928.00	10,660.23	571.01	8,037.37	2,622.86
2013 NMFA FIRE EQUIP LOAN (SOUTH VFD)	06-13	1.63%	131,990	13,317.00	55,428.00	11,834.45	633.91	8,922.69	2,911.76
2010 NMFA FIRE EQUIP LOAN (SOUTH VFD)	08-10	2.80%	201,985	21,297.00	44,654.00	36,131.60	1,087.04	33,845.82	2,285.78
2010 NMFA FIRE EQUIP LOAN (ALGODONES VFD)	08-10	2.80%	79,170	8,347.00	17,503.00	14,162.09	426.07	13,266.15	895.94
2010 NMFA FIRE EQUIP LOAN (PONDEROSA VFD)	08-10	2.80%	157,675	16,625.00	34,859.00	28,205.35	848.59	26,420.93	1,784.42
<b>TOTALS</b>			<b>816,665.00</b>	<b>84,391.00</b>	<b>255,684.00</b>	<b>112,376.46</b>	<b>4,176.33</b>	<b>99,075.08</b>	<b>13,301.38</b>
<b>GRAND TOTAL</b>			<b>95,293,791.07</b>	<b>8,950,795.59</b>	<b>38,689,445.78</b>	<b>16,354,181.04</b>	<b>395,412.22</b>	<b>9,505,962.92</b>	<b>6,848,218.12</b>

FINANCIAL REPORT OF THE COUNTY TREASURER  
STATEMENT OF DEBT  
FOR THE MONTH OF MAY 2019

106th FY  
SANDOVAL COUNTY

PURPOSE	DATE OF ISSUE	RATE OR AVERAGE RATE	ORIGINAL AMOUNT OF ISSUE	REDEEMED THIS MONTH	PRINCIPAL AMOUNT OUTSTANDING	TOTAL INTEREST REQUIRED	INTEREST PAID THIS MONTH	INTEREST PAID TO DATE	INTEREST OUT-STANDING
<b>CAPITAL LEASE PAYABLE</b>									
2012 B ENERGY EFFICIENCY PROJECTS LEASE	11-07	3.19%	6,550,528	34,250.84	6,329,279.89	2,612,859.91	50,749.16	308,753.89	2,304,106.02
<b>MATURED AND REFUNDED BONDS</b>									
2012 GO BOND - Maturity Date 08/01/2018	11-12	2.00%	5,835,000	0.00	0.00	444,855.83	0.00	444,855.83	0.00
2013 NMFA LANDFILL REFUNDING LOAN (9)	08-13	0.31%	2,146,263	0.00	0.00	52,440.76	0.00	52,440.76	0.00
2013 NMFA FIRE EQUIP LOAN (LA MADERA VFD)(8)	06-13	0.81%	28,212	0.00	0.00	665.53	0.00	665.53	0.00
2010 ACQUISITION AND REFUNDING BOND (1)	04-10	3.00%	2,150,000	0.00	0.00	197,550.00	0.00	197,550.00	0.00
2005 FIRE PROTECTION BOND (2)	03-05	3.00%	5,000,000	0.00	0.00	1,461,106.28	0.00	1,461,106.28	0.00
2005 INCENTIVE PAYMENT REVENUE BOND (3)	09-05	3.50%	55,000,000	0.00	0.00	31,449,404.11	0.00	24,039,935.35	0.00
1999 GRT REFUNDING & IMPROVEMENT (4)	03-99	4.55%	4,800,000	0.00	0.00	2,054,139.47	0.00	2,054,139.47	0.00
2006 GO BOND (5)	12-06	4.00%	3,250,000	0.00	0.00	1,225,964.21	0.00	1,084,021.71	0.00
2007 PILT REVENUE BOND (6)	03-07	4.50%	10,000,000	0.00	0.00	4,728,746.83	0.00	3,267,389.33	0.00
2007 GRT REVENUE (7)	06-07	4.50%	10,000,000	0.00	0.00	3,859,544.76	0.00	3,859,544.76	0.00

\*\* Payments for the Incentive Revenue Bonds are provided by the Intel Corporation under agreement.

Sandoval County had entered into a lease purchase agreement with Sterling National Bank in the amount of \$6,550,526.00 for the acquisition of solar and energy efficiency equipment for County facilities.

- (1) 2010 Acquisition Bond matured 4/1/2015
- (2) 2005 Fire Protection Bond refunded 3/15/2015 with proceeds from the 2015 Fire Protection Bond
- (3) 2005 Incentive Revenue Bonds refunded 6/1/2015 with proceeds from the 2014 Incentive Payment Revenue Bonds
- (4) 1999 GRT Refunding & Improvement Bond matured 3/15/2015
- (5) 2006 GO Bond refunded 12/15/16 with proceeds from the 2016 GO Refunding Loan
- (6) 2007 PILT Revenue Bond refunded 12/15/16 with proceeds from the 2016 PILT Refunding Loan
- (7) 2007 GRT Revenue Bond refunded 6/1/17 with proceeds from 2016 GRT Refunding Loan
- (8) 2013 NMFA Fire Equipment loan paid in full 5/01/2018
- (9) 2013 NMFA Landfill Refunding loan paid in full 5/01/2019



21 Scarsdale Road  
Yonkers, New York 10707

**May 2019**

Reporting Activity 05/01 - 05/31

Page 1 of 2

**RETURN SERVICE REQUESTED**

COUNTY OF SANDOVAL  
STERLING NATIONAL BANK ESCROW ACCOUNT  
1500 IDALIA BLDG D  
BERNALILLO NM 87004-6303

**Contact Us**

-  Client Services 855-274-2800
-  Mailing Address 21 Scarsdale Road  
Yonkers, NY 10707
-  Online Access <https://www.snb.com>

**SUMMARY OF ACCOUNTS**

ACCOUNT TYPE	ACCOUNT NUMBER	ENDING BALANCE
MUNICIPAL MONEY MARKET		\$397,215.84

**MUNICIPAL MONEY MARKET -**

**Account Summary**

Date	Description	
05/01/2019	Beginning Balance	\$550,093.84
	1 Debit(s) this period	\$152,912.20
	0 Credit(s) this period	\$0.00
05/31/2019	Ending Balance	\$397,215.84

**Interest Summary**

Description	
Interest Earned From 05/01/2019 Through 05/31/2019	
Annual Percentage Yield Earned	0.1000%
Interest Days	31
Interest Earned	\$34.20
Interest Paid This Period	\$34.20
Interest Paid Year-to-Date	\$350.35
Interest Withheld Year-to-Date	\$0.00
Average Ledger Balance	\$397,181.64
Average Available Balance	\$397,181.64

**Transaction Activity**

Transaction Date	Description	Debits	Credits	Balance
05/01/2019	Beginning Balance			\$550,093.84
05/01/2019	OUTGOING WIRE,ENGIE SERVICES U.S. INC,CIBC BANK USA,APP #14 SANDOVAL,1106706	-\$152,912.20		\$397,181.64
05/31/2019	INTEREST DEPOSIT		\$34.20	\$397,215.84
05/31/2019	Ending Balance			\$397,215.84



**MUNICIPAL MONEY MARKET - (continued)**


---

**Daily Balances**

Date	Amount	Date	Amount	Date	Amount
04/30/2019	\$550,093.84	05/01/2019	\$397,181.64	05/31/2019	\$397,215.84

**Overdraft and Returned Item Fees**

	Total for this period	Total year-to-date
Total Overdraft Fees	\$0.00	\$0.00
Total Returned Item Fees	\$0.00	\$0.00

**MAY 2019  
INVESTMENT ACCOUNTS SUMMARY**

**NEW MEXICO BANK & TRUST WEALTH MANAGEMENT & LGIP- JANUARY 1, 2019 THROUGH DECEMBER 31, 2019**

ALL ACCOUNTS	TOTAL OF ALL GENERAL FUND ACCOUNTS		TOTAL OF ALL ECONOMIC DEVELOPMENT FUND ACCOUNTS		TOTAL OF ALL RESERVE, BOND, AND AGENCY FUND ACCOUNTS		TOTAL OF ALL INVESTMENT ACCOUNTS	
	YEAR TO DATE	YEAR TO DATE	YEAR TO DATE	YEAR TO DATE	YEAR TO DATE	YEAR TO DATE	YEAR TO DATE	YEAR TO DATE
Beginning Value as of January 1, 2019	\$ 14,649,616.26	\$ 3,382,753.41	\$ 484,422.57	\$ 18,516,792.24				
Cash/Security Transfers	\$ (572.65)	\$ (17.70)	\$ (41.51)	\$ (631.86)				
Contributions	\$ 2,080,000.00	\$ 200,000.00	\$ -	\$ 2,280,000.00				
Income	\$ 108,620.93	\$ 33,090.83	\$ 4,368.58	\$ 146,080.34				
Fees	\$ (7,593.78)	\$ (801.40)	\$ (528.03)	\$ (8,923.21)				
Withdrawals	\$ (2,080,000.00)	\$ (200,000.00)	\$ -	\$ (2,280,000.00)				
Change in account value	\$ 133,132.84	\$ 4,488.31	\$ 3,817.82	\$ 141,438.97				
<b>Market Value as of May 31, 2019</b>	<b>\$ 14,883,203.60</b>	<b>\$ 3,419,513.45</b>	<b>\$ 492,039.43</b>	<b>\$ 18,794,756.48</b>				

**GENERAL FUND, CASH MANAGEMENT AND INDIGENT FUND ACCOUNTS**

ALL ACCOUNTS	SANDOVAL GENERAL FUND ACCOUNT		SANDOVAL CASH MANAGEMENT ACCOUNT		SANDOVAL CASH MANAGEMENT LGIP		SANDOVAL COUNTY INDIGENT FUND		SANDOVAL COUNTY INDIGENT FUND LGIP		ECONOMIC DEVELOPMENT INCENTIVE FUND		ECONOMIC DEVELOPMENT INCENTIVE FUND LGIP	
	YEAR TO DATE	YEAR TO DATE	YEAR TO DATE	YEAR TO DATE	YEAR TO DATE	YEAR TO DATE	YEAR TO DATE	YEAR TO DATE	YEAR TO DATE	YEAR TO DATE	YEAR TO DATE	YEAR TO DATE	YEAR TO DATE	MONTHLY
Beginning Value as of January 1, 2019	\$ 4,260,130.47	\$ 6,605,727.41	\$ 692,453.50	\$ 2,138,431.78	\$ 952,873.10	\$ 633,260.43	\$ 2,749,492.98							
Cash/Security Transfers	\$ (40.58)	\$ (399.26)	\$ -	\$ (132.81)	\$ -	\$ (17.70)	\$ -							
Contributions	\$ -	\$ -	\$ 1,687,000.00	\$ -	\$ 393,000.00	\$ -	\$ 200,000.00							
Income	\$ 33,139.55	\$ 42,253.31	\$ 11,809.21	\$ 10,437.26	\$ 10,981.60	\$ 5,246.87	\$ 27,843.96							
Fees	\$ (503.96)	\$ (4,993.91)	\$ (242.61)	\$ (1,626.38)	\$ (226.92)	\$ (225.00)	\$ (576.40)							
Withdrawals	\$ (992,000.00)	\$ (695,000.00)	\$ -	\$ (393,000.00)	\$ -	\$ (200,000.00)	\$ -							
Change in account value	\$ 45,615.73	\$ 69,920.44	\$ 17,596.67	\$ 17,596.67	\$ -	\$ 4,488.31	\$ -							
<b>Market Value as of May 31, 2019</b>	<b>\$ 3,346,341.21</b>	<b>\$ 6,017,507.99</b>	<b>\$ 2,391,020.10</b>	<b>\$ 1,771,706.52</b>	<b>\$ 1,356,627.78</b>	<b>\$ 442,752.91</b>	<b>\$ 2,976,760.54</b>							

**RESERVE, BOND AND AGENCY FUND ACCOUNTS**

ALL ACCOUNTS	SANDOVAL BOND RESERVE ACCOUNT		2012 AMI KIDS BOND		AMI KIDS MAINTENANCE FUND		PROJECT FUND	
	YEAR TO DATE	YEAR TO DATE	YEAR TO DATE	YEAR TO DATE	YEAR TO DATE	YEAR TO DATE	YEAR TO DATE	YEAR TO DATE
Beginning Value as of January 1, 2019	\$ 231,696.97	\$ 159,759.44	\$ 92,966.16	\$ -	\$ -	\$ -	\$ -	\$ -
Cash/Security Transfers	\$ (17.70)	\$ (17.70)	\$ (6.11)	\$ -	\$ -	\$ -	\$ -	\$ -
Contributions	\$ -	\$ -	\$ -	\$ -	\$ -	\$ -	\$ -	\$ -
Income	\$ 2,253.92	\$ 1,405.94	\$ 708.72	\$ -	\$ -	\$ -	\$ -	\$ -
Fees	\$ (225.00)	\$ (225.00)	\$ (78.03)	\$ -	\$ -	\$ -	\$ -	\$ -
Withdrawals	\$ -	\$ -	\$ -	\$ -	\$ -	\$ -	\$ -	\$ -
Change in account value	\$ 1,071.19	\$ 1,705.92	\$ 1,040.71	\$ -	\$ -	\$ -	\$ -	\$ -
<b>Market Value as of May 31, 2019</b>	<b>\$ 234,779.38</b>	<b>\$ 162,628.60</b>	<b>\$ 94,631.45</b>	<b>\$ -</b>	<b>\$ -</b>	<b>\$ -</b>	<b>\$ -</b>	<b>\$ -</b>



# WEALTH ADVISORY SERVICES

Your Monthly Portfolio Statement  
May 1, 2019 - May 31, 2019

## Overview of Your Account - County of Sandoval - General Fund

### Activity Summary

	This Period (\$)	Year to Date (\$)
Beginning Market Value	3,778,317.24	4,260,130.47
Cash and security transfers	-7.50	-40.58
Contributions	0.00	0.00
Income & Capital Gain Distributions	6,998.98	33,139.55
Fees	-94.48	-503.96
Withdrawals	-460,000.00	-992,000.00
Change in Account Value	21,126.97	45,615.73
<b>Market Value on May 31, 2019</b>	<b>\$3,346,341.21</b>	<b>\$3,346,341.21</b>


### Income Earned

	This Period (\$)	Year to Date (\$)
Taxable Income	6,998.98	33,139.55
Tax-Exempt Income	0.00	0.00
Tax-Deferred Income	0.00	0.00
<b>Total Income Earned</b>	<b>\$6,998.98</b>	<b>\$33,139.55</b>
<b>Total Short Term Realized Capital Gain/Loss</b>	<b>\$0.00</b>	<b>\$34.63</b>
<b>Total Long Term Realized Capital Gain/Loss</b>	<b>\$1,456.21</b>	<b>\$1,848.03</b>
<b>Total Realized Capital Gain/Loss</b>	<b>\$1,456.21</b>	<b>\$1,882.66</b>

This summary is for your reference. It is not intended for tax-reporting purposes. Taxable income is taxable at the federal level and may be taxable at the state level.

### Asset Allocation on May 31, 2019

	Market Value (\$)	Percent
Fixed Income	3,341,132.99	100%
Cash and Cash Equivalents	5,208.22	0%
<b>Total of Your Account</b>	<b>\$3,346,341.21</b>	<b>100%</b>



Pending Transactions could include any of the following items: overdrawn portfolios within the account, cash transfers posted after the last sweep run at month end, purchases placed after the last sweep run at month end, non marketable securities that are classified as liabilities or assets in the account with negative market value.

# WEALTH ADVISORY SERVICES

Your Monthly Portfolio Statement  
May 1, 2019 - May 31, 2019

## Your Asset Summary on May 31, 2019

	Market Value	Cost Basis	Unrealized Gain or Loss	Estimated Annual Income	Yield at Market	% of Account
<b>County of Sandoval - General Fund</b>						
Fixed Income	3,341,132.99	3,343,740.44	-2,607.45	61,719.08	1.85%	99.84%
Cash and Cash Equivalents	5,208.22	5,208.22	0.00	114.06	2.19%	0.16%
<b>Total for County of Sandoval -General Fund</b>	<b>\$3,346,341.21</b>	<b>\$3,348,948.66</b>	<b>-\$2,607.45</b>	<b>\$61,833.14</b>	<b>1.85%</b>	<b>100.00%</b>



# WEALTH ADVISORY SERVICES

Your Monthly Portfolio Statement  
May 1, 2019 - May 31, 2019

## Your Portfolio Holdings on May 31, 2019

	Number of Shares	Share Price	Market Value	Cost Basis	Unrealized Gain or Loss	Est. Ann. Inc. / Yield at Market	% of Account
<b>Fixed Income</b>							
<b>Taxable</b>							
Fannie Mae Pool FN 735439 6% 01 Sep 2019 CUSIP: 31402RBG3	17.79	99.8771	17.77	57.79	-40.02	1.07 6.01%	0.00%
Fannie Mae Pool FN 745238 6% 01 Dec 2020 CUSIP: 31403C4X6	112.35	100.462	112.87	320.31	-207.44	6.74 5.97%	0.00%
Fannie Mae Pool FN 745832 6% 01 Apr 2021 CUSIP: 31403DSV2	124.35	101.4251	126.12	321.75	-195.63	7.46 5.92%	0.00%
Federal Farm Credit Banks 1.5% 06 Jul 2021 CUSIP: 3133EGKA2	600,000.00	98.9917	593,950.12	600,000.00	-6,049.88	9,000.00 1.52%	17.75%
Federal Home Loan Mortgage Corp Step Cpn 1.25% 30 Jun 2021 CUSIP: 3134G9D79	200,000.00	99.5492	199,098.45	199,710.00	-611.55	2,500.00 1.26%	5.95%
Federal Home Loan Mortgage Corp Step Cpn 1.25% 30 Sep 2021 CUSIP: 3134GAMZ4	400,000.00	99.4011	397,604.37	399,715.87	-2,111.50	5,000.00 1.26%	11.88%
Federal Home Loan Mortgage Corp Step Cpn 2.5% 29 Oct 2020 CUSIP: 3134G73S8	15,000.00	100.0244	15,003.66	14,996.25	7.41	375.00 2.50%	0.45%
S Q 503831 CUSIP: 83164EHG5	4,293.55	99.412	4,268.30	0.46	4,267.84	128.81 3.02%	0.13%
United States Treasury Note/Bond 1.5% 15 Apr 2020 CUSIP: 912828X21	350,000.00	99.3203	347,621.10	344,298.83	3,322.27	5,250.00 1.51%	10.39%
United States Treasury Note/Bond 1.625% 30 Nov 2020 CUSIP: 912828M98	350,000.00	99.3359	347,675.78	348,605.47	-929.69	5,687.50 1.64%	10.39%
United States Treasury Note/Bond 2% 31 Jul 2022 CUSIP: 912828XQ8	1,025,000.00	100.2734	1,027,802.76	1,020,959.97	6,842.79	20,500.00 1.99%	30.72%

# WEALTH ADVISORY SERVICES

Your Monthly Portfolio Statement  
May 1, 2019 - May 31, 2019

## Your Portfolio Holdings on May 31, 2019 (continued)

	Number of Shares	Share Price	Market Value	Cost Basis	Unrealized Gain or Loss	Est. Ann. Inc. / Yield at Market	% of Account
<b>Fixed Income (Continued)</b>							
<i>Taxable (Continued)</i>							
United States Treasury Note/Bond 3.125% 15 May 2021 CUSIP: 912828Q3	82,000.00	102.1719	83,780.94	84,071.96	-291.02	2,562.50 3.06%	2.50%
<b>Total Taxable</b>			<b>\$3,017,062.24</b>	<b>\$3,013,058.66</b>	<b>\$4,003.58</b>	<b>\$51,019.08</b> <b>1.69%</b>	<b>90.16%</b>
<i>Tax Exempt</i>							
New Mexico St Severance Tax Txbl-Severance Tax Bonds-Ser C 23 Jun 2016 2% 01 Jul 2020 CUSIP: 647310Y21	225,000.00	99.587	224,070.75	227,264.37	-3,193.62	4,500.00 2.01%	6.69%
Santa Fe Nm Wtr Utility Sys Ca Build America Bonds 15 Dec 2009 6.2% 01 Jun 2039 CUSIP: 802169BQ4	100,000.00	100.00	100,000.00	103,417.41	-3,417.41	6,200.00 6.20%	2.99%
<b>Total Tax Exempt</b>			<b>\$324,070.75</b>	<b>\$330,681.78</b>	<b>-\$6,611.03</b>	<b>\$10,700.00</b> <b>3.30%</b>	<b>9.68%</b>
<b>Total Fixed Income</b>			<b>\$3,341,132.99</b>	<b>\$3,343,740.44</b>	<b>-\$2,607.45</b>	<b>\$61,719.08</b> <b>1.85%</b>	<b>99.84%</b>

# WEALTH ADVISORY SERVICES

Your Monthly Portfolio Statement  
May 1, 2019 - May 31, 2019

## Your Portfolio Holdings on May 31, 2019 (continued)

	Number of Shares	Share Price	Market Value	Cost Basis	Unrealized Gain or Loss	Est. Ann. Inc. / Yield at Market	% of Account
<b>Cash and Cash Equivalents</b>							
<i>Cash and Cash Equivalents</i>							
Heartland - Wide Savings CUSIP: HTLFMM001	5,208.22	1.00	5,208.22	5,208.22	0.00	114.06 2.19%	0.16%
<b>Total Cash and Cash Equivalents</b>			<b>\$5,208.22</b>	<b>\$5,208.22</b>	<b>\$0.00</b>	<b>\$114.06</b> <b>2.19%</b>	<b>0.16%</b>
<b>Total Cash and Cash Equivalents</b>			<b>\$5,208.22</b>	<b>\$5,208.22</b>	<b>\$0.00</b>	<b>\$114.06</b> <b>2.19%</b>	<b>0.16%</b>
<b>Total For Your Portfolio</b>			<b>\$3,346,341.21</b>	<b>\$3,348,948.66</b>	<b>-\$2,607.45</b>	<b>\$61,833.14</b> <b>1.85%</b>	<b>100.00%</b>

# WEALTH ADVISORY SERVICES

Your Monthly Portfolio Statement  
May 1, 2019 - May 31, 2019

## Your Transaction Detail

Trade Date	Transaction Description	Amount	Realized G/L
<b>County of Sandoval - General Fund</b>			
<b>Disbursements</b>			
<b>Withdrawals</b>			
May 30, 2019	Cash Disbursement - Principal Distribution Via ACH, Paid To State of NM Local Government Investment Pool, Per client request NM STO LGIP 7977	-460,000.00	0.00
<b>Total Withdrawals</b>		<b>-\$460,000.00</b>	<b>\$0.00</b>
<b>Cash Transfers</b>			
May 7, 2019	Cash Transfer - Gross Receipts Tax To G053Z01 HTLF New Mexico Gross Receipts Tax Capital (Capital)	-7.50	0.00
May 7, 2019			
<b>Total Cash Transfers</b>		<b>-\$7.50</b>	<b>\$0.00</b>
<b>Fees</b>			
May 28, 2019	Wealth Advisory Fee, Computed	-94.48	0.00
May 28, 2019			
<b>Total Fees</b>		<b>-\$94.48</b>	<b>\$0.00</b>
<b>Total Disbursements</b>		<b>-\$460,101.98</b>	<b>\$0.00</b>
<b>Corporate Actions/Income</b>			
<b>Dividends</b>			
May 1, 2019	Daily Rate Income on Heartland - Wide Savings For Period of 04/01/19 to 04/30/19 Due on 05/01/19	48.95	0.00
May 1, 2019			
<b>Total Dividends</b>		<b>\$48.95</b>	<b>\$0.00</b>
<b>Interest</b>			
May 15, 2019	Interest Payment 0.03125 USD United States Treasury Note/Bond 3.125% 15 May 2021 For 82,000.00 Par Value Due on 05/15/19 With Ex Date 05/15/19	1,281.25	0.00
May 15, 2019			
May 24, 2019	Interest Payment 0.0125 USD Federal Home Loan Mortgage Corp 1.25% 24 May 2019 For 450,000.00 Par Value Due on 05/24/19 With Ex Date 05/24/19	2,812.50	0.00
May 24, 2019			
May 28, 2019	Interest Payment of 0.06 USD on 135.85 Current Face for Fannie Mae Pool FN 745832 6% 01 Apr 2021 Due On 05/28/19 With Ex Date 05/01/19	0.68	0.00
May 28, 2019			
May 28, 2019	Interest Payment of 0.0025 USD on 4,401.13 Current Face for S Q 503831 Due On 05/28/19 With Ex Date 04/01/19	11.00	0.00
May 28, 2019			
May 28, 2019	Interest Payment of 0.06 USD on 29.19 Current Face for Fannie Mae Pool FN 735439 6% 01 Sep 2019 Due On 05/28/19 With Ex Date 05/01/19	0.15	0.00
May 28, 2019			

# WEALTH ADVISORY SERVICES

Your Monthly Portfolio Statement  
May 1, 2019 - May 31, 2019

## Your Transaction Detail (continued)

Trade Date	Transaction Description	Amount	Realized G/L
<b>County of Sandoval - General Fund (Continued) Corporate</b>			
<b>Actions/Income (Continued)</b>			
<b>Interest (Continued)</b>			
May 28, 2019	Interest Payment of 0.06 USD on 139.77 Current Face for Fannie Mae Pool FN 745238 6% 01 Dec 2020 Due On 05/28/19 With Ex Date 05/01/19	0.70	0.00
May 31, 2019	Interest Payment 0.01625 USD United States Treasury Note/Bond 1.625% 30 Nov 2020 For 350,000.00 Par Value Due on 05/31/19 With Ex Date 05/31/19	2,843.75	0.00
<b>Total Interest</b>		<b>\$6,950.03</b>	<b>\$0.00</b>
<b>Other</b>			
April 1, 2019	Principal Payment of 1 USD on 311,817.00 Par Value for S Q 503831 Due On 05/28/19 With Ex Date 04/01/19	107.58	0.00
May 28, 2019			
April 1, 2019	Principal Payment of 107.58 Current Face on 311,817.00 Par Value for S Q 503831 Due On 04/01/19 With Ex Date 04/01/19	0.00	107.57
April 1, 2019			
May 1, 2019	Principal Payment of 1 USD on 58,000.00 Par Value for Fannie Mae Pool FN 745832 6% 01 Apr 2021 Due On 05/28/19 With Ex Date 05/01/19	11.50	0.00
May 28, 2019			
May 1, 2019	Principal Payment of 11.50 Current Face on 58,000.00 Par Value for Fannie Mae Pool FN 745832 6% 01 Apr 2021 Due On 05/01/19 With Ex Date 05/01/19	0.00	-18.26
May 1, 2019			
May 1, 2019	Principal Payment of 1 USD on 320,000.00 Par Value for Fannie Mae Pool FN 735439 6% 01 Sep 2019 Due On 05/28/19 With Ex Date 05/01/19	11.40	0.00
May 28, 2019			
May 1, 2019	Principal Payment of 1 USD on 259,000.00 Par Value for Fannie Mae Pool FN 745238 6% 01 Dec 2020 Due On 05/28/19 With Ex Date 05/01/19	27.42	0.00
May 28, 2019			
May 1, 2019	Principal Payment of 11.40 Current Face on 320,000.00 Par Value for Fannie Mae Pool FN 735439 6% 01 Sep 2019 Due On 05/01/19 With Ex Date 05/01/19	0.00	-25.64
May 1, 2019			
May 1, 2019	Principal Payment of 27.42 Current Face on 259,000.00 Par Value for Fannie Mae Pool FN 745238 6% 01 Dec 2020 Due On 05/01/19 With Ex Date 05/01/19	0.00	-50.76
May 1, 2019			
May 24, 2019	Final Maturity 1 USD Federal Home Loan Mortgage Corp 1.25% 24 May 2019 For 450,000.00 Par Value Due on 05/24/19 With Ex Date 05/24/19	450,000.00	0.00
May 24, 2019			
May 24, 2019	Final Maturity 100:100 Debit 450,000.00 Federal Home Loan Mortgage Corp 1.25% 24 May 2019 For 450,000.00 Par Value of Federal Home Loan Mortgage Corp 1.25% 24 May 2019 Due on 05/24/19 With Ex Date 05/24/19	0.00	1,443.30
May 24, 2019			
<b>Total Other</b>		<b>\$450,157.90</b>	<b>\$1,456.21</b>
<b>Total Corporate Actions/Income</b>		<b>\$457,156.88</b>	<b>\$1,456.21</b>

# WEALTH ADVISORY SERVICES

Your Monthly Portfolio Statement  
May 1, 2019 - May 31, 2019

## Your Transaction Detail (continued)

Trade Date	Transaction Description	Amount	Realized G/L
<b>County of Sandoval - General Fund (Continued) Cash Sweep Activity</b>			
May 31, 2019	Sweep sales totaling -447,532.81 units of Heartland - Wide Savings for Cash (Capital) (2 Transactions)	447,532.81	0.00
May 31, 2019			
May 31, 2019	Sweep purchases totaling 449,897.28 units of Heartland - Wide Savings for Cash (Capital) (1 Transactions)	-449,897.28	0.00
May 31, 2019			
May 31, 2019	Sweep sales totaling -12,561.67 units of Heartland - Wide Savings for ALM (Capital) (1 Transactions)	12,561.67	0.00
May 31, 2019			
May 31, 2019	Sweep purchases totaling 7,156.88 units of Heartland - Wide Savings for ALM (Capital) (6 Transactions)	-7,156.88	0.00
May 31, 2019			
<b>Total Cash Sweep Activity</b>		<b>\$3,040.32</b>	<b>\$0.00</b>
<b>Total County of Sandoval - General Fund</b>		<b>\$95.22</b>	<b>\$1,456.21</b>



## Overview of Your Account - County of Sandoval Cash Management ALM

### Activity Summary

	This Period (\$)	Year to Date (\$)
Beginning Market Value	5,982,545.03	6,605,727.41
Cash and security transfers	-76.41	-399.26
Contributions	0.00	0.00
Income & Capital Gain Distributions	5,261.07	42,253.31
Fees	-963.99	-4,993.91
Withdrawals	0.00	-695,000.00
Change in Account Value	30,742.29	69,920.44
<b>Market Value on May 31, 2019</b>	<b>\$6,017,507.99</b>	<b>\$6,017,507.99</b>

### Income Earned


	This Period (\$)	Year to Date (\$)
Taxable Income	5,261.07	42,253.31
Tax-Exempt Income	0.00	0.00
Tax-Deferred Income	0.00	0.00
<b>Total Income Earned</b>	<b>\$5,261.07</b>	<b>\$42,253.31</b>
<b>Total Short Term Realized Capital Gain/Loss</b>	<b>\$0.00</b>	<b>\$127.92</b>
<b>Total Long Term Realized Capital Gain/Loss</b>	<b>\$0.00</b>	<b>\$1,838.82</b>
<b>Total Realized Capital Gain/Loss</b>	<b>\$0.00</b>	<b>\$1,966.74</b>

This summary is for your reference. It is not intended for tax-reporting purposes. Taxable income is taxable at the federal level and may be taxable at the state level.

### Asset Allocation on May 31, 2019

	Market Value (\$)	Percent
Cash and Cash Equivalents	4,523.53	100%
<b>Subtotal</b>	<b>\$4,523.53</b>	<b>100%</b>
Client Directed	6,012,984.46	
<b>Total of Your Account</b>	<b>\$6,017,507.99</b>	

Pending Transactions could include any of the following items: overdrawn portfolios within the account, cash transfers posted after the last sweep run at month end, purchases placed after the last sweep run at month end, non marketable securities that are classified as liabilities or assets in the account with negative market value.



# WEALTH ADVISORY SERVICES

Your Monthly Portfolio Statement  
May 1, 2019 - May 31, 2019

## Your Asset Summary on May 31, 2019

	Market Value	Cost Basis	Unrealized Gain or Loss	Estimated Annual Income	Yield at Market	% of Account
<b>County of Sandoval Cash Management ALM</b>						
Fixed Income	5,994,369.93	5,988,353.18	6,016.75	110,831.25	1.85%	99.62%
Cash and Cash Equivalents	23,138.06	23,138.06	0.00	506.72	2.19%	0.38%
<b>Total for County of Sandoval Cash Management ALM</b>	<b>\$6,017,507.99</b>	<b>\$6,011,491.24</b>	<b>\$6,016.75</b>	<b>\$111,337.97</b>	<b>1.85%</b>	<b>100.00%</b>



# WEALTH ADVISORY SERVICES

Your Monthly Portfolio Statement  
May 1, 2019 - May 31, 2019

## Your Portfolio Holdings on May 31, 2019

	Number of Shares	Share Price	Market Value	Cost Basis	Unrealized Gain or Loss	Est. Ann. Inc. / Yield at Market	% of Account
<b>Fixed Income</b>							
<i>Taxable</i>							
Discover Bank 3% 16 Aug 2021 CUSIP: 254673SV9	225,000.00	101.048	227,358.00	225,000.00	2,358.00	6,750.00 2.97%	3.78%
Federal Farm Credit Banks 1.5% 06 Jul 2021 CUSIP: 3133EGKA2	500,000.00	98.9917	494,958.43	500,000.00	-5,041.57	7,500.00 1.52%	8.23%
Federal Home Loan Banks 2.05% 29 Jun 2022 CUSIP: 3130ABMB9	650,000.00	100.00	650,000.00	648,050.00	1,950.00	13,325.00 2.05%	10.81%
Federal Home Loan Banks Step Cpn 2% 16 Dec 2021 CUSIP: 3130AAGM5	75,000.00	99.864	74,898.00	74,887.50	10.50	1,500.00 2.00%	1.24%
Federal Home Loan Mortgage Corp Step Cpn 1.25% 30 Jun 2021 CUSIP: 3134G9D79	500,000.00	99.5492	497,746.12	499,275.00	-1,528.88	6,250.00 1.26%	8.27%
Federal Home Loan Mortgage Corp Step Cpn 1.25% 30 Sep 2021 CUSIP: 3134GAMC5	500,000.00	99.3311	496,655.44	499,250.00	-2,594.56	6,250.00 1.26%	8.25%
Federal Home Loan Mortgage Corp Step Cpn 1.5% 25 May 2021 CUSIP: 3134G9KJ5	350,000.00	99.7143	349,000.02	347,738.77	1,261.25	5,250.00 1.50%	5.80%
Federal Home Loan Mortgage Corp Step Cpn 2.5% 29 Oct 2020 CUSIP: 3134G73S8	440,000.00	100.0244	440,107.49	439,890.00	217.49	11,000.00 2.50%	7.31%
Federal National Mortgage Association 1.58% 30 Dec 2019 CUSIP: 3136G4JU8	500,000.00	99.623	498,115.00	499,500.00	-1,385.00	7,900.00 1.59%	8.28%
Federal National Mortgage Association 2% 17 Feb 2022 CUSIP: 3136G2DF1	285,000.00	99.977	284,934.45	285,000.00	-65.55	5,700.00 2.00%	4.74%
JPMorgan Chase Bank NA 3.05% 14 Aug 2021 CUSIP: 48128FNR9	225,000.00	100.141	225,317.25	225,000.00	317.25	6,862.50 3.05%	3.74%

# WEALTH ADVISORY SERVICES

Your Monthly Portfolio Statement  
May 1, 2019 - May 31, 2019

## Your Portfolio Holdings on May 31, 2019 (continued)

	Number of Shares	Share Price	Market Value	Cost Basis	Unrealized Gain or Loss	Est. Ann. Inc. / Yield at Market	% of Account
<b>Fixed Income (Continued)</b>							
<b>Taxable (Continued)</b>							
United States Treasury Note/Bond 1.5% 31 Oct 2019 CUSIP: 912828F62	500,000.00	99.6406	498,203.13	497,519.53	683.60	7,500.00 1.51%	8.28%
United States Treasury Note/Bond 1.875% 31 Oct 2022 CUSIP: 912828M49	300,000.00	99.8672	299,601.56	297,539.06	2,062.50	5,625.00 1.88%	4.98%
United States Treasury Note/Bond 2.125% 30 Jun 2021 CUSIP: 912828WR7	255,000.00	100.3594	255,916.42	251,324.41	4,592.01	5,418.75 2.12%	4.25%
United States Treasury Note/Bond 2% 30 Nov 2022 CUSIP: 912828M80	300,000.00	100.2734	300,820.32	299,554.69	1,265.63	6,000.00 1.99%	5.00%
United States Treasury Note/Bond 2% 31 Jul 2022 CUSIP: 912828XQ8	50,000.00	100.2734	50,136.72	49,753.91	382.81	1,000.00 1.99%	0.83%
United States Treasury Note/Bond 2% 31 Oct 2021 CUSIP: 912828F96	350,000.00	100.1719	350,601.58	349,070.31	1,531.27	7,000.00 2.00%	5.83%
<b>Total Taxable</b>			<b>\$5,994,369.93</b>	<b>\$5,988,353.18</b>	<b>\$6,016.75</b>	<b>\$110,831.25</b> 1.85%	<b>99.62%</b>
<b>Total Fixed Income</b>			<b>\$5,994,369.93</b>	<b>\$5,988,353.18</b>	<b>\$6,016.75</b>	<b>\$110,831.25</b> 1.85%	<b>99.62%</b>

# WEALTH ADVISORY SERVICES

Your Monthly Portfolio Statement  
May 1, 2019 - May 31, 2019

Your Portfolio Holdings on May 31, 2019 (continued)

	Number of Shares	Share Price	Market Value	Cost Basis	Unrealized Gain or Loss	Est. Ann. Inc. / Yield at Market	% of Account
<b>Cash and Cash Equivalents</b>							
<b>Cash and Cash Equivalents</b>							
Heartland - Wide Savings CUSIP: HTLFMM001	23,138.06	1.00	23,138.06	23,138.06	0.00	506.72 2.19%	0.38%
<b>Total Cash and Cash Equivalents</b>			<b>\$23,138.06</b>	<b>\$23,138.06</b>	<b>\$0.00</b>	<b>\$506.72 2.19%</b>	<b>0.38%</b>
<b>Total Cash and Cash Equivalents</b>			<b>\$23,138.06</b>	<b>\$23,138.06</b>	<b>\$0.00</b>	<b>\$506.72 2.19%</b>	<b>0.38%</b>
<b>Total For Your Portfolio</b>			<b>\$6,017,507.99</b>	<b>\$6,011,491.24</b>	<b>\$6,016.75</b>	<b>\$111,337.97 1.85%</b>	<b>100.00%</b>

# WEALTH ADVISORY SERVICES

Your Monthly Portfolio Statement  
May 1, 2019 - May 31, 2019

## Your Transaction Detail

Trade Date	Transaction Description	Amount	Realized G/L
<b>County of Sandoval Cash Management ALM</b>			
<b>Disbursements</b>			
<b>Cash Transfers</b>			
May 7, 2019	Cash Transfer - Gross Receipts Tax To G053Z01 HTLF New Mexico Gross Receipts Tax Capital (Capital)	-76.41	0.00
May 7, 2019			
<b>Total Cash Transfers</b>		<b>-\$76.41</b>	<b>\$0.00</b>
<b>Fees</b>			
May 28, 2019	Wealth Advisory Fee, Computed	-963.99	0.00
May 28, 2019			
<b>Total Fees</b>		<b>-\$963.99</b>	<b>\$0.00</b>
<b>Total Disbursements</b>		<b>-\$1,040.40</b>	<b>\$0.00</b>
<b>Corporate Actions/Income</b>			
<b>Dividends</b>			
May 1, 2019	Daily Rate Income on Heartland - Wide Savings For Period of 04/01/19 to 04/30/19 Due on 05/01/19	64.53	0.00
May 1, 2019			
May 1, 2019	Daily Rate Income on Heartland - Wide Savings For Period of 04/01/19 to 04/30/19 Due on 05/01/19	9.04	0.00
May 1, 2019			
<b>Total Dividends</b>		<b>\$73.57</b>	<b>\$0.00</b>
<b>Interest</b>			
May 28, 2019	Interest Payment 0.00625 USD Federal Home Loan Mortgage Corp Step Cpn 1.5% 25 May 2021 For	2,187.50	0.00
May 28, 2019	350,000.00 Par Value Due on 05/28/19 With Ex Date 05/25/19		
May 31, 2019	Interest Payment 0.02 USD United States Treasury Note/Bond 2% 30 Nov 2022 For 300,000.00 Par	3,000.00	0.00
May 31, 2019	Value Due on 05/31/19 With Ex Date 05/31/19		
<b>Total Interest</b>		<b>\$5,187.50</b>	<b>\$0.00</b>
<b>Total Corporate Actions/Income</b>		<b>\$5,261.07</b>	<b>\$0.00</b>
<b>Cash Sweep Activity</b>			
May 31, 2019	Sweep sales totaling -1,040.40 units of Heartland - Wide Savings for Cash (Capital) (2 Transactions)	1,040.40	0.00
May 31, 2019			
May 31, 2019	Sweep purchases totaling 9.04 units of Heartland - Wide Savings for Cash (Capital) (1 Transactions)	-9.04	0.00
May 31, 2019			

# WEALTH ADVISORY SERVICES

Your Monthly Portfolio Statement  
May 1, 2019 - May 31, 2019

## Your Transaction Detail (continued)

Trade Date	Transaction Description	Amount	Realized G/L
County of Sandoval Cash Management ALM (Continued) Cash Sweep Activity (Continued)			
May 31, 2019	Sweep purchases totaling 5,252.03 units of Heartland - Wide Savings for Directed (Capital) (3	-5,252.03	0.00
May 31, 2019	Transactions)		
<b>Total Cash Sweep Activity</b>		<b>-\$4,220.67</b>	<b>\$0.00</b>
<b>Total County of Sandoval Cash Management ALM</b>		<b>\$0.00</b>	<b>\$0.00</b>



New Mexico State Treasurer's Office  
 P.O. Box 5135  
 Santa Fe, NM 87505  
 505-955-1120

Account Statement  
 Report Period 2019-05-01 through 2019-05-31  
 Page 1 of 1

Local Govt Investment Pool

SANDOVAL CO. TREASURER'S  
 PO BOX 40  
 BERNALILLO, NM 87004

Participant ID: LGIP\_  
 Title of Account: CASH MANAGEMENT  
 Fund #:

Income and Administrative Fee Summary		Account Summary	
Gross Income Accrued this statement period	\$4,090.82	<b>Beginning Balance</b>	\$1,927,269.22
Monthly percentage yield earned	2.45658054%	Deposits	\$460,000.00
Average monthly balance	\$1,960,697.52	Withdrawals	\$0.00
Administrative Fee Rate	0.05%	Income	\$3,827.89
Admin. Fee withheld this statement period	(\$83.26)	Transfer In	\$0.00
		Transfer Out	\$0.00
		<b>Ending Balance</b>	\$2,391,020.10

Date	Activity	Description	Amount
2019-05-01	Income	Distributed Income	\$3,827.89
2019-05-01	Fees	Distributed Income	(\$77.01)
2019-05-30	Deposits		\$460,000.00
<b>Net Transaction Total</b>			\$463,750.88

New Mexico Local Government Investment Pool (LGIP) deposits are not guaranteed or insured by any bank, the State of New Mexico, the Federal Deposit Insurance Corporation, the Federal Reserve Bond, or any other agency. New Mexico LGIP deposits involve certain investment risks. Yield and total return may fluctuate and are not guaranteed.

Additional Notes:



## Overview of Your Account - County of Sandoval Indigent Needs ALM

### Activity Summary

	This Period (\$)	Year to Date (\$)
Beginning Market Value	1,765,384.65	2,138,431.78
Cash and security transfers	-24.80	-132.81
Contributions	0.00	0.00
Income & Capital Gain Distributions	137.11	10,437.26
Fees	-294.25	-1,626.38
Withdrawals	0.00	-393,000.00
Change in Account Value	6,503.81	17,596.67
<b>Market Value on May 31, 2019</b>	<b>\$1,771,706.52</b>	<b>\$1,771,706.52</b>


### Income Earned

	This Period (\$)	Year to Date (\$)
Taxable Income	137.11	10,437.26
Tax-Exempt Income	0.00	0.00
Tax-Deferred Income	0.00	0.00
<b>Total Income Earned</b>	<b>\$137.11</b>	<b>\$10,437.26</b>
<b>Total Short Term Realized Capital Gain/Loss</b>	<b>\$0.00</b>	<b>\$0.00</b>
<b>Total Long Term Realized Capital Gain/Loss</b>	<b>\$0.00</b>	<b>\$1,061.34</b>
<b>Total Realized Capital Gain/Loss</b>	<b>\$0.00</b>	<b>\$1,061.34</b>

This summary is for your reference. It is not intended for tax-reporting purposes. Taxable income is taxable at the federal level and may be taxable at the state level.

### Asset Allocation on May 31, 2019

	Market Value (\$)	Percent
Fixed Income	1,761,906.84	99%
Cash and Cash Equivalents	9,799.68	1%
<b>Total of Your Account</b>	<b>\$1,771,706.52</b>	<b>100%</b>



Pending Transactions could include any of the following items: overdrawn portfolios within the account, cash transfers posted after the last sweep run at month end, purchases placed after the last sweep run at month end, non marketable securities that are classified as liabilities or assets in the account with negative market value.

# WEALTH ADVISORY SERVICES

Your Monthly Portfolio Statement  
May 1, 2019 - May 31, 2019

## Your Asset Summary on May 31, 2019

	Market Value	Cost Basis	Unrealized Gain or Loss	Estimated Annual Income	Yield at Market	% of Account
<b>County of Sandoval Indigent Needs ALM</b>						
Fixed Income	1,761,906.84	1,760,966.52	940.32	24,600.00	1.40%	99.45%
Cash and Cash Equivalents	9,799.68	9,799.68	0.00	214.61	2.19%	0.55%
<b>Total for County of Sandoval Indigent Needs ALM</b>	<b>\$1,771,706.52</b>	<b>\$1,770,766.20</b>	<b>\$940.32</b>	<b>\$24,814.61</b>	<b>1.40%</b>	<b>100.00%</b>

# WEALTH ADVISORY SERVICES

Your Monthly Portfolio Statement  
May 1, 2019 - May 31, 2019

## Your Portfolio Holdings on May 31, 2019

	Number of Shares	Share Price	Market Value	Cost Basis	Unrealized Gain or Loss	Est. Ann. Inc. / Yield at Market	% of Account
<b>Fixed Income</b>							
<b>Fixed Income</b>							
United States Treasury Bill Zero 18 Jul 2019 CUSIP: 912796QR3	240,000.00	99.6947	239,267.20	234,637.77	4,629.43	0.00	13.50%
<b>Total Fixed Income</b>			<b>\$239,267.20</b>	<b>\$234,637.77</b>	<b>\$4,629.43</b>	<b>\$0.00</b>	<b>13.50%</b>
<b>Taxable</b>							
Federal Farm Credit Banks 1.5% 06 Jul 2021 CUSIP: 3133EGKA2	250,000.00	98.9917	247,479.22	250,000.00	-2,520.78	3,750.00 1.52%	13.97%
Federal Home Loan Mortgage Corp Step Cpn 1.25% 30 Jun 2021 CUSIP: 3134G9D79	300,000.00	99.5492	298,647.67	299,565.00	-917.33	3,750.00 1.26%	16.87%
Federal Home Loan Mortgage Corp Step Cpn 1.25% 30 Sep 2021 CUSIP: 3134GAMC5	220,000.00	99.3311	218,528.39	219,670.00	-1,141.61	2,750.00 1.26%	12.33%
Federal Home Loan Mortgage Corp Step Cpn 2.5% 29 Oct 2020 CUSIP: 3134G73S8	200,000.00	100.0244	200,048.86	199,950.00	98.86	5,000.00 2.50%	11.29%
Federal National Mortgage Association 1.58% 30 Dec 2019 CUSIP: 3136G4JU8	250,000.00	99.623	249,057.50	249,750.00	-692.50	3,950.00 1.59%	14.06%
Federal National Mortgage Association 2% 17 Feb 2022 CUSIP: 3136G2DF1	150,000.00	99.977	149,965.50	150,000.00	-34.50	3,000.00 2.00%	8.46%
United States Treasury Note/Bond 1.5% 15 Apr 2020 CUSIP: 912828X21	160,000.00	99.3203	158,912.50	157,393.75	1,518.75	2,400.00 1.51%	8.97%
<b>Total Taxable</b>			<b>\$1,522,639.64</b>	<b>\$1,526,328.75</b>	<b>-\$3,689.11</b>	<b>\$24,600.00 1.62%</b>	<b>85.95%</b>
<b>Total Fixed Income</b>			<b>\$1,761,906.84</b>	<b>\$1,760,966.52</b>	<b>\$940.32</b>	<b>\$24,600.00 1.40%</b>	<b>99.45%</b>

# WEALTH ADVISORY SERVICES

Your Monthly Portfolio Statement  
May 1, 2019 - May 31, 2019

## Your Portfolio Holdings on May 31, 2019 (continued)

Cash and Cash Equivalents	Number of Shares	Share Price	Market Value	Cost Basis	Unrealized Gain or Loss	Est. Ann. Inc. / Yield at Market	% of Account
<b>Cash and Cash Equivalents</b>							
Heartland - Wide Savings CUSIP: HTLFMM001	9,799.68	1.00	9,799.68	9,799.68	0.00	214.61 2.19%	0.55%
<b>Total Cash and Cash Equivalents</b>			<b>\$9,799.68</b>	<b>\$9,799.68</b>	<b>\$0.00</b>	<b>\$214.61 2.19%</b>	<b>0.55%</b>
<b>Total Cash and Cash Equivalents</b>			<b>\$9,799.68</b>	<b>\$9,799.68</b>	<b>\$0.00</b>	<b>\$214.61 2.19%</b>	<b>0.55%</b>
<b>Total For Your Portfolio</b>			<b>\$1,771,706.52</b>	<b>\$1,770,766.20</b>	<b>\$940.32</b>	<b>\$24,814.61 1.40%</b>	<b>100.00%</b>

# WEALTH ADVISORY SERVICES

Your Monthly Portfolio Statement  
May 1, 2019 - May 31, 2019

## Your Transaction Detail

Trade Date	Transaction Description	Amount	Realized G/L
<b>County of Sandoval Indigent Needs ALM</b>			
<b>Disbursements</b>			
<b>Cash Transfers</b>			
May 7, 2019	Cash Transfer - Gross Receipts Tax To G053Z01 HTLF New Mexico Gross Receipts Tax Capital (Capital)	-24.80	0.00
May 7, 2019			
<b>Total Cash Transfers</b>		<b>-\$24.80</b>	<b>\$0.00</b>
<b>Fees</b>			
May 28, 2019	Wealth Advisory Fee, Computed	-294.25	0.00
May 28, 2019			
<b>Total Fees</b>		<b>-\$294.25</b>	<b>\$0.00</b>
<b>Total Disbursements</b>		<b>-\$319.05</b>	<b>\$0.00</b>
<b>Corporate Actions/Income</b>			
<b>Dividends</b>			
May 1, 2019	Daily Rate Income on Heartland - Wide Savings For Period of 04/01/19 to 04/30/19 Due on 05/01/19	132.72	0.00
May 1, 2019			
May 1, 2019	Daily Rate Income on Heartland - Wide Savings For Period of 04/01/19 to 04/30/19 Due on 05/01/19	4.39	0.00
May 1, 2019			
<b>Total Dividends</b>		<b>\$137.11</b>	<b>\$0.00</b>
<b>Total Corporate Actions/Income</b>		<b>\$137.11</b>	<b>\$0.00</b>
<b>Cash Sweep Activity</b>			
May 31, 2019	Sweep purchases totaling 132.72 units of Heartland - Wide Savings for ALM (Capital) (1 Transactions)	-132.72	0.00
May 31, 2019			
May 31, 2019	Sweep sales totaling -319.05 units of Heartland - Wide Savings for Cash (Capital) (2 Transactions)	319.05	0.00
May 31, 2019			
May 31, 2019	Sweep purchases totaling 4.39 units of Heartland - Wide Savings for Cash (Capital) (1 Transactions)	-4.39	0.00
May 31, 2019			
<b>Total Cash Sweep Activity</b>		<b>\$181.94</b>	<b>\$0.00</b>
<b>Total County of Sandoval Indigent Needs ALM</b>		<b>\$0.00</b>	<b>\$0.00</b>



New Mexico State Treasurer's Office  
 P.O. Box 5135  
 Santa Fe, NM 87505  
 505-955-1120

Account Statement  
 Report Period 2019-05-01 through 2019-05-31  
 Page 1 of 1

Local Govt Investment Pool

SANDOVAL CO. TREASURER'S  
 PO BOX 40  
 BERNALILLO, NM 87004

Participant ID: LGIP\_INDIGENT  
 Title of Account: (HCAP)  
 Fund #:

Income and Administrative Fee Summary		Account Summary	
Gross Income Accrued this statement period	\$2,830.48	<b>Beginning Balance</b>	\$1,354,050.95
Monthly percentage yield earned	2.45658054%	Deposits	\$0.00
Average monthly balance	\$1,356,627.78	Withdrawals	\$0.00
Administrative Fee Rate	0.05%	Income	\$2,629.74
Admin. Fee withheld this statement period	(\$57.61)	Transfer In	\$0.00
		Transfer Out	\$0.00
		<b>Ending Balance</b>	\$1,356,627.78

Date	Activity	Description	Amount
2019-05-01	Income	Distributed Income	\$2,629.74
2019-05-01	Fees	Distributed Income	(\$52.91)
<b>Net Transaction Total</b>			<b>\$2,576.83</b>

New Mexico Local Government Investment Pool (LGIP) deposits are not guaranteed or insured by any bank, the State of New Mexico, the Federal Deposit Insurance Corporation, the Federal Reserve Bond, or any other agency. New Mexico LGIP deposits involve certain investment risks. Yield and total return may fluctuate and are not guaranteed.

Additional Notes:



# WEALTH ADVISORY SERVICES

Your Monthly Portfolio Statement  
May 1, 2019 - May 31, 2019

## Overview of Your Account - County of Sandoval - New Economic Development Incentive Account

### Activity Summary

	This Period (\$)	Year to Date (\$)
Beginning Market Value	440,256.02	633,260.43
Cash and security transfers	-3.54	-17.70
Contributions	0.00	0.00
Income & Capital Gain Distributions	169.48	5,246.87
Fees	-45.00	-225.00
Withdrawals	0.00	-200,000.00
Change in Account Value	2,375.95	4,488.31
<b>Market Value on May 31, 2019</b>	<b>\$442,752.91</b>	<b>\$442,752.91</b>


### Income Earned

	This Period (\$)	Year to Date (\$)
Taxable Income	169.48	5,246.87
Tax-Exempt Income	0.00	0.00
Tax-Deferred Income	0.00	0.00
<b>Total Income Earned</b>	<b>\$169.48</b>	<b>\$5,246.87</b>
<b>Total Short Term Realized Capital Gain/Loss</b>	<b>\$0.00</b>	<b>\$0.00</b>
<b>Total Long Term Realized Capital Gain/Loss</b>	<b>\$0.00</b>	<b>\$0.00</b>
<b>Total Realized Capital Gain/Loss</b>	<b>\$0.00</b>	<b>\$0.00</b>

This summary is for your reference. It is not intended for tax-reporting purposes. Taxable income is taxable at the federal level and may be taxable at the state level.

### Asset Allocation on May 31, 2019

	Market Value (\$)	Percent
Fixed Income	413,940.26	93%
Cash and Cash Equivalents	28,812.65	7%
<b>Total of Your Account</b>	<b>\$442,752.91</b>	<b>100%</b>



Pending Transactions could include any of the following items: overdrawn portfolios within the account, cash transfers posted after the last sweep run at month end, purchases placed after the last sweep run at month end, non marketable securities that are classified as liabilities or assets in the account with negative market value.

# WEALTH ADVISORY SERVICES

Your Monthly Portfolio Statement  
May 1, 2019 - May 31, 2019

## Your Asset Summary on May 31, 2019

	Market Value	Cost Basis	Unrealized Gain or Loss	Estimated Annual Income	Yield at Market	% of Account
<b>County of Sandoval - New Economic Development Incentive Account</b>						
Fixed Income	413,940.26	414,152.50	-212.24	6,750.00	1.63%	93.49%
Cash and Cash Equivalents	28,812.65	28,812.65	0.00	614.86	2.13%	6.51%
<b>Total for County of Sandoval -New Economic Development Incentive Account</b>	<b>\$442,752.91</b>	<b>\$442,965.15</b>	<b>-\$212.24</b>	<b>\$7,364.86</b>	<b>1.66%</b>	<b>100.00%</b>

# WEALTH ADVISORY SERVICES

Your Monthly Portfolio Statement  
May 1, 2019 - May 31, 2019

## Your Portfolio Holdings on May 31, 2019

	Number of Shares	Share Price	Market Value	Cost Basis	Unrealized Gain or Loss	Est. Ann. Inc. / Yield at Market	% of Account
<b>Fixed Income</b>							
<i>Taxable</i>							
Federal Home Loan Mortgage Corp Step Cpn 1.25% 30 Sep 2021 CUSIP: 3134GAMC5	210,000.00	99.3311	208,595.28	209,685.00	-1,089.72	2,625.00 1.26%	47.11%
Federal Home Loan Mortgage Corp Step Cpn 2.5% 29 Oct 2020 CUSIP: 3134G73S8	5,000.00	100.0244	5,001.22	4,998.75	2.47	125.00 2.50%	1.13%
United States Treasury Note/Bond 2% 31 Oct 2021 CUSIP: 912828F96	200,000.00	100.1719	200,343.76	199,468.75	875.01	4,000.00 2.00%	45.25%
<b>Total Taxable</b>			<b>\$413,940.26</b>	<b>\$414,152.50</b>	<b>-\$212.24</b>	<b>\$6,750.00</b> 1.63%	<b>93.49%</b>
<b>Total Fixed Income</b>			<b>\$413,940.26</b>	<b>\$414,152.50</b>	<b>-\$212.24</b>	<b>\$6,750.00</b> 1.63%	<b>93.49%</b>
<b>Cash and Cash Equivalents</b>							
<i>Cash and Cash Equivalents</i>							
Federated US Treasury Cash Reserves CUSIP: 60934N674	8,402.18	1.00	8,402.18	8,402.18	0.00	167.88 2.00%	1.90%
Heartland - Wide Savings CUSIP: HTLFMM001	20,410.47	1.00	20,410.47	20,410.47	0.00	446.98 2.19%	4.61%
<b>Total Cash and Cash Equivalents</b>			<b>\$28,812.65</b>	<b>\$28,812.65</b>	<b>\$0.00</b>	<b>\$614.86</b> 2.13%	<b>6.51%</b>
<b>Total Cash and Cash Equivalents</b>			<b>\$28,812.65</b>	<b>\$28,812.65</b>	<b>\$0.00</b>	<b>\$614.86</b> 2.13%	<b>6.51%</b>
<b>Total For Your Portfolio</b>			<b>\$442,752.91</b>	<b>\$442,965.15</b>	<b>-\$212.24</b>	<b>\$7,364.86</b> 1.66%	<b>100.00%</b>

# WEALTH ADVISORY SERVICES

Your Monthly Portfolio Statement  
May 1, 2019 - May 31, 2019

## Your Transaction Detail

Trade Date	Transaction Description	Amount	Realized G/L
<b>County of Sandoval - New Economic Development Incentive Account</b>			
<b>Disbursements</b>			
<b>Cash Transfers</b>			
May 7, 2019	Cash Transfer - Gross Receipts Tax To G053Z01 HTLF New Mexico Gross Receipts Tax Capital (Capital)	-3.54	0.00
May 7, 2019			
<b>Total Cash Transfers</b>		<b>-\$3.54</b>	<b>\$0.00</b>
<b>Fees</b>			
May 28, 2019	Wealth Advisory Fee, Computed	-45.00	0.00
May 28, 2019			
<b>Total Fees</b>		<b>-\$45.00</b>	<b>\$0.00</b>
<b>Total Disbursements</b>		<b>-\$48.54</b>	<b>\$0.00</b>
<b>Corporate Actions/Income</b>			
<b>Dividends</b>			
April 30, 2019	Daily Rate Income on Federated US Treasury Cash Reserves For Period of 04/01/19 to 04/30/19 Due on 04/30/19	13.97	0.00
April 30, 2019	04/30/19 Reinvested \$13.97 at \$1.00 For 13.97 Units		
May 1, 2019	Daily Rate Income on Heartland - Wide Savings For Period of 04/01/19 to 04/30/19 Due on 05/01/19	148.88	0.00
May 1, 2019			
May 1, 2019	Daily Rate Income on Heartland - Wide Savings For Period of 04/01/19 to 04/30/19 Due on 05/01/19	6.63	0.00
May 1, 2019			
<b>Total Dividends</b>		<b>\$169.48</b>	<b>\$0.00</b>
<b>Total Corporate Actions/Income</b>		<b>\$169.48</b>	<b>\$0.00</b>
<b>Cash Sweep Activity</b>			
May 31, 2019	Sweep sales totaling -48.54 units of Heartland - Wide Savings for Cash (Capital) (2 Transactions)	48.54	0.00
May 31, 2019			
May 31, 2019	Sweep purchases totaling 6.63 units of Heartland - Wide Savings for Cash (Capital) (1 Transactions)	-6.63	0.00
May 31, 2019			
May 31, 2019	Sweep purchases totaling 148.88 units of Heartland - Wide Savings for ALM (Capital) (1 Transactions)	-148.88	0.00
May 31, 2019			
<b>Total Cash Sweep Activity</b>		<b>-\$106.97</b>	<b>\$0.00</b>
<b>Total County of Sandoval - New Economic Development Incentive Account</b>		<b>\$13.97</b>	<b>\$0.00</b>





New Mexico State Treasurer's Office  
 P.O. Box 5135  
 Santa Fe, NM 87505  
 505-955-1120

Account Statement  
 Report Period 2019-05-01 through 2019-05-31  
 Page 1 of 1

Local Govt Investment Pool

SANDOVAL CO. TREASURER'S  
 PO BOX 40  
 BERNALILLO, NM 87004

Participant ID: LGIP\_  
 Title of Account: ECON. DEV. INCENTIVE ACCT.  
 Fund #:

Income and Administrative Fee Summary		Account Summary	
Gross Income Accrued this statement period	\$6,210.75	Beginning Balance	\$2,970,947.31
Monthly percentage yield earned	2.45658054%	Deposits	\$0.00
Average monthly balance	\$2,976,760.54	Withdrawals	\$0.00
Administrative Fee Rate	0.05%	Income	\$5,932.58
Admin. Fee withheld this statement period	(\$126.41)	Transfer In	\$0.00
		Transfer Out	\$0.00
		Ending Balance	\$2,976,760.54

Date	Activity	Description	Amount
2019-05-01	Income	Distributed Income	\$5,932.58
2019-05-01	Fees	Distributed Income	(\$119.35)
<b>Net Transaction Total</b>			<b>\$5,813.23</b>

New Mexico Local Government Investment Pool (LGIP) deposits are not guaranteed or insured by any bank, the State of New Mexico, the Federal Deposit Insurance Corporation, the Federal Reserve Bond, or any other agency. New Mexico LGIP deposits involve certain investment risks. Yield and total return may fluctuate and are not guaranteed.

Additional Notes:

# WEALTH ADVISORY SERVICES

Your Monthly Portfolio Statement  
May 1, 2019 - May 31, 2019

## Overview of Your Account - County of Sandoval - Bond Reserve

### Activity Summary

	This Period (\$)	Year to Date (\$)
Beginning Market Value	233,960.57	231,696.97
Cash and security transfers	-3.54	-17.70
Contributions	0.00	0.00
Income & Capital Gain Distributions	336.10	2,253.92
Fees	-45.00	-225.00
Withdrawals	0.00	0.00
Change in Account Value	531.25	1,071.19
<b>Market Value on May 31, 2019</b>	<b>\$234,779.38</b>	<b>\$234,779.38</b>


### Income Earned

	This Period (\$)	Year to Date (\$)
Taxable Income	336.10	2,253.92
Tax-Exempt Income	0.00	0.00
Tax-Deferred Income	0.00	0.00
<b>Total Income Earned</b>	<b>\$336.10</b>	<b>\$2,253.92</b>
<b>Total Short Term Realized Capital Gain/Loss</b>	<b>\$0.00</b>	<b>\$0.00</b>
<b>Total Long Term Realized Capital Gain/Loss</b>	<b>\$0.00</b>	<b>\$0.00</b>
<b>Total Realized Capital Gain/Loss</b>	<b>\$0.00</b>	<b>\$0.00</b>

This summary is for your reference. It is not intended for tax-reporting purposes. Taxable income is taxable at the federal level and may be taxable at the state level.

### Asset Allocation on May 31, 2019

	Market Value (\$)	Percent
Cash and Cash Equivalents	184,642.66	79%
Fixed Income	50,136.72	21%
<b>Total of Your Account</b>	<b>\$234,779.38</b>	<b>100%</b>



Pending Transactions could include any of the following items: overdrawn portfolios within the account, cash transfers posted after the last sweep run at month end, purchases placed after the last sweep run at month end, non marketable securities that are classified as liabilities or assets in the account with negative market value.

# WEALTH ADVISORY SERVICES

Your Monthly Portfolio Statement  
May 1, 2019 - May 31, 2019

## Your Asset Summary on May 31, 2019

	Market Value	Cost Basis	Unrealized Gain or Loss	Estimated Annual Income	Yield at Market	% of Account
<b>County of Sandoval - Bond Reserve</b>						
Fixed Income	50,136.72	49,753.91	382.81	1,000.00	1.99%	21.35%
Cash and Cash Equivalents	184,642.66	184,642.66	0.00	4,043.67	2.19%	78.65%
<b>Total for County of Sandoval - Bond Reserve</b>	<b>\$234,779.38</b>	<b>\$234,396.57</b>	<b>\$382.81</b>	<b>\$5,043.67</b>	<b>2.15%</b>	<b>100.00%</b>

# WEALTH ADVISORY SERVICES

Your Monthly Portfolio Statement  
May 1, 2019 - May 31, 2019

## Your Portfolio Holdings on May 31, 2019

	Number of Shares	Share Price	Market Value	Cost Basis	Unrealized Gain or Loss	Est. Ann. Inc. / Yield at Market	% of Account
<b>Fixed Income</b>							
<i>Taxable</i>							
United States Treasury Note/Bond 2% 31 Jul 2022 CUSIP: 912828XQ8	50,000.00	100.2734	50,136.72	49,753.91	382.81	1,000.00 1.99%	21.35%
<b>Total Taxable</b>			<b>\$50,136.72</b>	<b>\$49,753.91</b>	<b>\$382.81</b>	<b>\$1,000.00 1.99%</b>	<b>21.35%</b>
<b>Total Fixed Income</b>			<b>\$50,136.72</b>	<b>\$49,753.91</b>	<b>\$382.81</b>	<b>\$1,000.00 1.99%</b>	<b>21.35%</b>
<b>Cash and Cash Equivalents</b>							
<i>Cash and Cash Equivalents</i>							
Heartland - Wide Savings CUSIP: HTLFMM001	184,642.66	1.00	184,642.66	184,642.66	0.00	4,043.67 2.19%	78.65%
<b>Total Cash and Cash Equivalents</b>			<b>\$184,642.66</b>	<b>\$184,642.66</b>	<b>\$0.00</b>	<b>\$4,043.67 2.19%</b>	<b>78.65%</b>
<b>Total Cash and Cash Equivalents</b>			<b>\$184,642.66</b>	<b>\$184,642.66</b>	<b>\$0.00</b>	<b>\$4,043.67 2.19%</b>	<b>78.65%</b>
<b>Total For Your Portfolio</b>			<b>\$234,779.38</b>	<b>\$234,396.57</b>	<b>\$382.81</b>	<b>\$5,043.67 2.15%</b>	<b>100.00%</b>



# WEALTH ADVISORY SERVICES

Your Monthly Portfolio Statement  
May 1, 2019 - May 31, 2019

## Your Transaction Detail

Trade Date	Transaction Description	Amount	Realized G/L
<b>County of Sandoval - Bond Reserve</b>			
<b>Disbursements</b>			
<b>Cash Transfers</b>			
May 7, 2019	Cash Transfer - Gross Receipts Tax To G053Z01 HTLF New Mexico Gross Receipts Tax Capital (Capital)	-3.54	0.00
May 7, 2019			
<b>Total Cash Transfers</b>		<b>-\$3.54</b>	<b>\$0.00</b>
<b>Fees</b>			
May 28, 2019	Wealth Advisory Fee, Computed	-45.00	0.00
May 28, 2019			
<b>Total Fees</b>		<b>-\$45.00</b>	<b>\$0.00</b>
<b>Total Disbursements</b>		<b>-\$48.54</b>	<b>\$0.00</b>
<b>Corporate Actions/Income</b>			
<b>Dividends</b>			
May 1, 2019	Daily Rate Income on Heartland - Wide Savings For Period of 04/01/19 to 04/30/19 Due on 05/01/19	334.18	0.00
May 1, 2019			
May 1, 2019	Daily Rate Income on Heartland - Wide Savings For Period of 04/01/19 to 04/30/19 Due on 05/01/19	1.92	0.00
May 1, 2019			
<b>Total Dividends</b>		<b>\$336.10</b>	<b>\$0.00</b>
<b>Total Corporate Actions/Income</b>		<b>\$336.10</b>	<b>\$0.00</b>
<b>Cash Sweep Activity</b>			
May 31, 2019	Sweep sales totaling -48.54 units of Heartland - Wide Savings for Cash (Capital) (2 Transactions)	48.54	0.00
May 31, 2019			
May 31, 2019	Sweep purchases totaling 1.92 units of Heartland - Wide Savings for Cash (Capital) (1 Transactions)	-1.92	0.00
May 31, 2019			
May 31, 2019	Sweep purchases totaling 334.18 units of Heartland - Wide Savings for ALM (Capital) (1 Transactions)	-334.18	0.00
May 31, 2019			
<b>Total Cash Sweep Activity</b>		<b>-\$287.56</b>	<b>\$0.00</b>
<b>Total County of Sandoval - Bond Reserve</b>		<b>\$0.00</b>	<b>\$0.00</b>

# WEALTH ADVISORY SERVICES

Your Monthly Portfolio Statement  
May 1, 2019 - May 31, 2019

## Overview of Your Account - County of Sandoval - 2012 AMI Kids Bond

### Activity Summary

	This Period (\$)	Year to Date (\$)
Beginning Market Value	161,738.65	159,759.44
Cash and security transfers	-3.54	-17.70
Contributions	0.00	0.00
Income & Capital Gain Distributions	4.25	1,405.94
Fees	-45.00	-225.00
Withdrawals	0.00	0.00
Change in Account Value	934.24	1,705.92
<b>Market Value on May 31, 2019</b>	<b>\$162,628.60</b>	<b>\$162,628.60</b>


### Income Earned

	This Period (\$)	Year to Date (\$)
Taxable Income	4.25	1,405.94
Tax-Exempt Income	0.00	0.00
Tax-Deferred Income	0.00	0.00
<b>Total Income Earned</b>	<b>\$4.25</b>	<b>\$1,405.94</b>
<b>Total Short Term Realized Capital Gain/Loss</b>	<b>\$0.00</b>	<b>\$0.00</b>
<b>Total Long Term Realized Capital Gain/Loss</b>	<b>\$0.00</b>	<b>\$0.00</b>
<b>Total Realized Capital Gain/Loss</b>	<b>\$0.00</b>	<b>\$0.00</b>

This summary is for your reference. It is not intended for tax-reporting purposes. Taxable income is taxable at the federal level and may be taxable at the state level.

### Asset Allocation on May 31, 2019

	Market Value (\$)	Percent
Fixed Income	159,602.37	98%
Cash and Cash Equivalents	3,026.23	2%
<b>Total of Your Account</b>	<b>\$162,628.60</b>	<b>100%</b>



Pending Transactions could include any of the following items: overdrawn portfolios within the account, cash transfers posted after the last sweep run at month end, purchases placed after the last sweep run at month end, non marketable securities that are classified as liabilities or assets in the account with negative market value.

# WEALTH ADVISORY SERVICES

Your Monthly Portfolio Statement  
May 1, 2019 - May 31, 2019

## Your Asset Summary on May 31, 2019

	Market Value	Cost Basis	Unrealized Gain or Loss	Estimated Annual Income	Yield at Market	% of Account
<b>County of Sandoval - 2012 AMI Kids Bond</b>						
Fixed Income	159,602.37	159,667.50	-65.13	2,600.00	1.63%	98.14%
Cash and Cash Equivalents	3,026.23	3,026.23	0.00	66.27	2.19%	1.86%
<b>Total for County of Sandoval -2012 AMI Kids Bond</b>	<b>\$162,628.60</b>	<b>\$162,693.73</b>	<b>-\$65.13</b>	<b>\$2,666.27</b>	<b>1.64%</b>	<b>100.00%</b>

# WEALTH ADVISORY SERVICES

Your Monthly Portfolio Statement  
May 1, 2019 - May 31, 2019

## Your Portfolio Holdings on May 31, 2019

	Number of Shares	Share Price	Market Value	Cost Basis	Unrealized Gain or Loss	Est. Ann. Inc. / Yield at Market	% of Account
<b>Fixed Income</b>							
<b>Taxable</b>							
Federal Home Loan Mortgage Corp Step Cpn 1.25% 30 Sep 2021 CUSIP: 3134GAMC5	80,000.00	99.3311	79,464.87	79,880.00	-415.13	1,000.00 1.26%	48.86%
United States Treasury Note/Bond 2% 31 Oct 2021 CUSIP: 912828F96	80,000.00	100.1719	80,137.50	79,787.50	350.00	1,600.00 2.00%	49.28%
<b>Total Taxable</b>			<b>\$159,602.37</b>	<b>\$159,667.50</b>	<b>-\$65.13</b>	<b>\$2,600.00</b> <b>1.63%</b>	<b>98.14%</b>
<b>Total Fixed Income</b>			<b>\$159,602.37</b>	<b>\$159,667.50</b>	<b>-\$65.13</b>	<b>\$2,600.00</b> <b>1.63%</b>	<b>98.14%</b>
<b>Cash and Cash Equivalents</b>							
<b>Cash and Cash Equivalents</b>							
Heartland - Wide Savings CUSIP: HTLFMM001	3,026.23	1.00	3,026.23	3,026.23	0.00	66.27 2.19%	1.86%
<b>Total Cash and Cash Equivalents</b>			<b>\$3,026.23</b>	<b>\$3,026.23</b>	<b>\$0.00</b>	<b>\$66.27</b> <b>2.19%</b>	<b>1.86%</b>
<b>Total Cash and Cash Equivalents</b>			<b>\$3,026.23</b>	<b>\$3,026.23</b>	<b>\$0.00</b>	<b>\$66.27</b> <b>2.19%</b>	<b>1.86%</b>
<b>Total For Your Portfolio</b>			<b>\$162,628.60</b>	<b>\$162,693.73</b>	<b>-\$65.13</b>	<b>\$2,666.27</b> <b>1.64%</b>	<b>100.00%</b>



# WEALTH ADVISORY SERVICES

Your Monthly Portfolio Statement  
May 1, 2019 - May 31, 2019

## Your Transaction Detail

Trade Date	Transaction Description	Amount	Realized G/L
<b>County of Sandoval - 2012 AMI Kids Bond</b>			
<b>Disbursements</b>			
<b>Cash Transfers</b>			
May 7, 2019	Cash Transfer - Gross Receipts Tax To G053Z01 HTLF New Mexico Gross Receipts Tax Capital (Capital)	-3.54	0.00
May 7, 2019			
<b>Total Cash Transfers</b>		<b>-\$3.54</b>	<b>\$0.00</b>
<b>Fees</b>			
May 28, 2019	Wealth Advisory Fee, Computed	-45.00	0.00
May 28, 2019			
<b>Total Fees</b>		<b>-\$45.00</b>	<b>\$0.00</b>
<b>Total Disbursements</b>		<b>-\$48.54</b>	<b>\$0.00</b>
<b>Corporate Actions/Income</b>			
<b>Dividends</b>			
May 1, 2019	Daily Rate Income on Heartland - Wide Savings For Period of 04/01/19 to 04/30/19 Due on 05/01/19	2.58	0.00
May 1, 2019			
May 1, 2019	Daily Rate Income on Heartland - Wide Savings For Period of 04/01/19 to 04/30/19 Due on 05/01/19	1.67	0.00
May 1, 2019			
<b>Total Dividends</b>		<b>\$4.25</b>	<b>\$0.00</b>
<b>Total Corporate Actions/Income</b>		<b>\$4.25</b>	<b>\$0.00</b>
<b>Cash Sweep Activity</b>			
May 31, 2019	Sweep sales totaling -48.54 units of Heartland - Wide Savings for Cash (Capital) (2 Transactions)	48.54	0.00
May 31, 2019			
May 31, 2019	Sweep purchases totaling 1.67 units of Heartland - Wide Savings for Cash (Capital) (1 Transactions)	-1.67	0.00
May 31, 2019			
May 31, 2019	Sweep purchases totaling 2.58 units of Heartland - Wide Savings for ALM (Capital) (1 Transactions)	-2.58	0.00
May 31, 2019			
<b>Total Cash Sweep Activity</b>		<b>\$44.29</b>	<b>\$0.00</b>
<b>Total County of Sandoval - 2012 AMI Kids Bond</b>		<b>\$0.00</b>	<b>\$0.00</b>

# WEALTH ADVISORY SERVICES

Your Monthly Portfolio Statement  
May 1, 2019 - May 31, 2019

## Overview of Your Account - County of Sandoval-2012 AMI Kids Maint R

### Activity Summary

	This Period (\$)	Year to Date (\$)
Beginning Market Value	94,178.51	92,966.16
Cash and security transfers	-1.23	-6.11
Contributions	0.00	0.00
Income & Capital Gain Distributions	25.21	708.72
Fees	-15.70	-78.03
Withdrawals	0.00	0.00
Change in Account Value	444.66	1,040.71
<b>Market Value on May 31, 2019</b>	<b>\$94,631.45</b>	<b>\$94,631.45</b>

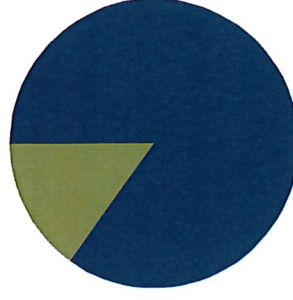
### Income Earned

	This Period (\$)	Year to Date (\$)
Taxable Income	0.00	0.00
Tax-Exempt Income	25.21	708.72
Tax-Deferred Income	0.00	0.00
<b>Total Income Earned</b>	<b>\$25.21</b>	<b>\$708.72</b>
<b>Total Short Term Realized Capital Gain/Loss</b>	<b>\$0.00</b>	<b>\$0.00</b>
<b>Total Long Term Realized Capital Gain/Loss</b>	<b>\$0.00</b>	<b>\$71.27</b>
<b>Total Realized Capital Gain/Loss</b>	<b>\$0.00</b>	<b>\$71.27</b>

This summary is for your reference. It is not intended for tax-reporting purposes. Taxable income is taxable at the federal level and may be taxable at the state level.

### Asset Allocation on May 31, 2019

	Market Value (\$)	Percent
Fixed Income	80,565.16	85%
Cash and Cash Equivalents	14,066.29	15%
<b>Total of Your Account</b>	<b>\$94,631.45</b>	<b>100%</b>



Pending Transactions could include any of the following items: overdrawn portfolios within the account, cash transfers posted after the last sweep run at month end, purchases placed after the last sweep run at month end, non marketable securities that are classified as liabilities or assets in the account with negative market value.

# WEALTH ADVISORY SERVICES

Your Monthly Portfolio Statement  
May 1, 2019 - May 31, 2019

## Your Asset Summary on May 31, 2019

	Market Value	Cost Basis	Unrealized Gain or Loss	Estimated Annual Income	Yield at Market	% of Account
<b>County of Sandoval-2012 AMI Kids Maint R</b>						
Fixed Income	80,565.16	80,697.73	-132.57	1,167.50	1.45%	85.14%
Cash and Cash Equivalents	14,066.29	14,066.29	0.00	305.14	2.17%	14.86%
<b>Total for County of Sandoval-2012 AMI Kids Maint R</b>	<b>\$94,631.45</b>	<b>\$94,764.02</b>	<b>-\$132.57</b>	<b>\$1,472.64</b>	<b>1.56%</b>	<b>100.00%</b>

# WEALTH ADVISORY SERVICES

Your Monthly Portfolio Statement  
May 1, 2019 - May 31, 2019

## Your Portfolio Holdings on May 31, 2019

	Number of Shares	Share Price	Market Value	Cost Basis	Unrealized Gain or Loss	Est. Ann. Inc. / Yield at Market	% of Account
<b>Fixed Income</b>							
<b>Fixed Income</b>							
United States Treasury Bill Zero 18 Jul 2019 CUSIP: 912796QR3	12,000.00	99.6947	11,963.36	11,731.89	231.47	0.00	12.65%
United States Treasury Note/Bond 1.375% 31 Jan 2021 CUSIP: 912828N89	10,000.00	98.9297	9,892.97	10,075.00	-182.03	137.50 1.39%	10.45%
<b>Total Fixed Income</b>			<b>\$21,856.33</b>	<b>\$21,806.89</b>	<b>\$49.44</b>	<b>\$137.50 0.63%</b>	<b>23.10%</b>
<b>Taxable</b>							
Federal Farm Credit Banks 1.5% 06 Jul 2021 CUSIP: 3133EGKA2	25,000.00	98.9917	24,747.92	25,000.00	-252.08	375.00 1.52%	26.16%
Federal Home Loan Mortgage Corp Step Cpn 2.5% 29 Oct 2020 CUSIP: 3134G73S8	5,000.00	100.0244	5,001.22	4,998.75	2.47	125.00 2.50%	5.28%
Federal National Mortgage Association 2% 17 Feb 2022 CUSIP: 3136G2DF1	19,000.00	99.977	18,995.63	18,941.70	53.93	380.00 2.00%	20.07%
United States Treasury Note/Bond 1.5% 31 Oct 2019 CUSIP: 912828F62	10,000.00	99.6406	9,964.06	9,950.39	13.67	150.00 1.51%	10.53%
<b>Total Taxable</b>			<b>\$58,708.83</b>	<b>\$58,890.84</b>	<b>-\$182.01</b>	<b>\$1,030.00 1.75%</b>	<b>62.04%</b>
<b>Total Fixed Income</b>			<b>\$80,565.16</b>	<b>\$80,697.73</b>	<b>-\$132.57</b>	<b>\$1,167.50 1.45%</b>	<b>85.14%</b>



# WEALTH ADVISORY SERVICES

Your Monthly Portfolio Statement  
May 1, 2019 - May 31, 2019

## Your Portfolio Holdings on May 31, 2019 (continued)

	Number of Shares	Share Price	Market Value	Cost Basis	Unrealized Gain or Loss	Est. Ann. Inc. / Yield at Market	% of Account
<b>Cash and Cash Equivalents</b>							
<b>Cash and Cash Equivalents</b>							
Federated US Treasury Cash Reserves CUSIP: 60934N674	1,515.58	1.00	1,515.58	1,515.58	0.00	30.28 2.00%	1.60%
Heartland - Wide Savings CUSIP: HTLFMM001	12,550.71	1.00	12,550.71	12,550.71	0.00	274.86 2.19%	13.26%
<b>Total Cash and Cash Equivalents</b>			<b>\$14,066.29</b>	<b>\$14,066.29</b>	<b>\$0.00</b>	<b>\$305.14</b> <b>2.17%</b>	<b>14.86%</b>
<b>Total Cash and Cash Equivalents</b>			<b>\$14,066.29</b>	<b>\$14,066.29</b>	<b>\$0.00</b>	<b>\$305.14</b> <b>2.17%</b>	<b>14.86%</b>
<b>Total For Your Portfolio</b>			<b>\$94,631.45</b>	<b>\$94,764.02</b>	<b>-\$132.57</b>	<b>\$1,472.64</b> <b>1.56%</b>	<b>100.00%</b>

# WEALTH ADVISORY SERVICES

Your Monthly Portfolio Statement  
May 1, 2019 - May 31, 2019

## Your Transaction Detail

Trade Date	Transaction Description	Amount	Realized G/L
<b>County of Sandoval-2012 AMI Kids Maint R</b>			
<b>Disbursements</b>			
<b>Cash Transfers</b>			
May 7, 2019	Cash Transfer - Gross Receipts Tax To G053Z01 HTLF New Mexico Gross Receipts Tax Capital (Capital)	-1.23	0.00
May 7, 2019			
<b>Total Cash Transfers</b>		<b>-\$1.23</b>	<b>\$0.00</b>
<b>Fees</b>			
May 28, 2019	Wealth Advisory Fee, Computed	-15.70	0.00
May 28, 2019			
<b>Total Fees</b>		<b>-\$15.70</b>	<b>\$0.00</b>
<b>Total Disbursements</b>		<b>-\$16.93</b>	<b>\$0.00</b>
<b>Corporate Actions/Income</b>			
<b>Dividends</b>			
April 30, 2019	Daily Rate Income on Federated US Treasury Cash Reserves For Period of 04/01/19 to 04/30/19 Due on 04/30/19 Reinvested \$2.06 at \$1.00 For 2.06 Units	2.06	0.00
April 30, 2019			
April 30, 2019	Daily Rate Income on Federated US Treasury Cash Reserves For Period of 04/01/19 to 04/30/19 Due on 04/30/19 Reinvested \$0.46 at \$1.00 For 0.46 Units	0.46	0.00
April 30, 2019			
May 1, 2019	Daily Rate Income on Heartland - Wide Savings For Period of 04/01/19 to 04/30/19 Due on 05/01/19	1.64	0.00
May 1, 2019			
May 1, 2019	Daily Rate Income on Heartland - Wide Savings For Period of 04/01/19 to 04/30/19 Due on 05/01/19	21.05	0.00
May 1, 2019			
<b>Total Dividends</b>		<b>\$25.21</b>	<b>\$0.00</b>
<b>Total Corporate Actions/Income</b>		<b>\$25.21</b>	<b>\$0.00</b>
<b>Cash Sweep Activity</b>			
May 31, 2019	Sweep sales totaling -16.93 units of Heartland - Wide Savings for Cash (Capital) (2 Transactions)	16.93	0.00
May 31, 2019			
May 31, 2019	Sweep purchases totaling 1.64 units of Heartland - Wide Savings for Cash (Capital) (1 Transactions)	-1.64	0.00
May 31, 2019			
May 31, 2019	Sweep purchases totaling 21.05 units of Heartland - Wide Savings for ALM (Capital) (1 Transactions)	-21.05	0.00
May 31, 2019			
<b>Total Cash Sweep Activity</b>		<b>-\$5.76</b>	<b>\$0.00</b>
<b>Total County of Sandoval-2012 AMI Kids Maint R</b>		<b>\$2.52</b>	<b>\$0.00</b>