


Sandoval County Treasurer's Financial Report




For the Month of April 2019

May 14, 2019



Treasury Controller / Treasury Accountant





Sandoval County Treasurer



SANDOVAL COUNTY TREASURER'S FINANCIAL REPORT

APRIL 2019

Detail of Fund Balances	01- 03
Detail of Fund Receipts	04-18
Tax Maintenance Schedule	19
Statement of Bonded Debt	20 - 22
Record of County Investments	23 – 68

**FINANCIAL REPORT OF THE COUNTY TREASURER
DETAIL OF FUNDS
FOR THE MONTH OF APRIL 2019**

106th FY
SANDOVAL COUNTY

	FUND CODE	BALANCE 1-Jul-18	RECEIPTS TO DATE	TRANSFERS TO DATE	DISBURSED TO DATE	TREASURER'S BALANCE
SECTION A1 (BUDGETED FUNDS-LIMITED)						
GENERAL FUND	1010	9,091,179.59	24,678,879.37	-8,092,223.74	-15,184,074.48	10,493,760.74
ROAD FUND	2010	4,959,591.84	943,380.74	1,600,000.00	-3,614,765.56	3,888,207.02
FARM & RANGE FUND	2020	57,694.71	0.00	0.00	0.00	57,694.71
BUILDING MAINT & CONSTRUCTION	2040	4,708,318.37	67,835.03	301,553.50	-1,388,730.76	3,688,976.14
SACO CAPITAL OUTLAY PROJECTS	2041	7,160,373.34	24,924.02	659,503.00	-743,317.85	7,101,482.51
SOLID WASTE	2050	2,289,991.04	2,827,173.88	0.00	-1,816,641.20	3,300,523.72
LANDFILL CLOSURE	2060	930,438.20	0.00	0.00	0.00	930,438.20
CLERKS EQUIPMENT RECORDING FEES	2070	1,134,539.52	151,941.00	0.00	-24,006.53	1,262,473.99
DETENTION	2090	2,074,861.07	6,300,583.38	2,710,816.51	-9,595,840.92	1,490,420.04
E-911 COMMUNICATIONS	2130	1.00	1,096.64	588,883.16	-994,839.45	-404,858.65
INDIGENT FUND	2250	5,355,486.84	1,753,032.05	0.00	-2,515,734.20	4,592,784.69
PROPERTY VALUATION	2300	560,305.38	701,889.63	0.00	-882,690.28	379,504.73
JUVENILE DETENTION	2350	326,631.46	298,683.00	331,112.50	-485,186.70	471,240.26
JUVENILE CONTINUUM	2351	6,272.33	130,702.39	33,211.50	-131,819.77	38,366.45
RECREATION FUND	2380	16,093.61	5,057.85	0.00	-9,193.32	11,958.14
SW YOUTH SOCCER COMPLEX	2390	0.00	80,000.00	0.00	-80,000.00	0.00
SACO PROJECT FUND	3010	46,308.06	0.00	0.00	-15,428.90	30,879.16
SACO DEPARTMENTAL GRANTS	3020	5.88	0.00	0.00	0.00	5.88
SHERIFF'S OVERTIME GRANTS	3040	33,129.51	118,252.20	0.00	-123,458.73	27,922.98
SHERIFF'S CARE FUND	3050	2,909.51	0.00	0.00	-2,900.00	9.51
LAW ENFORCEMENT PROTECTION	3080	21,095.49	60,600.00	0.00	-41,274.00	40,421.49
COMCAST CABLE COMMUNICATIONS	3200	59,114.07	16,474.10	0.00	-13,500.00	62,088.17
GIS MAPPING	3210	27,921.32	534.00	0.00	-8,594.76	19,860.56
EMS/FIRE DEPARTMENT	4010	90,933.54	1,630,160.20	800,000.00	-3,039,017.68	-517,923.94
SANDOVAL COUNTY 1/4 CENT	4011	4,654.51	51,709.82	0.00	-4,298.19	52,066.14
PLACITAS FIRE	4012	128,921.05	402,617.81	0.00	-248,098.60	283,440.26
FIRE DISTRICT- GRANT FUNDING	4013	0.00	341,299.20	0.00	0.00	341,299.20
PENA BLANCA FIRE	4014	55,941.09	76,655.00	0.00	-50,051.15	82,544.94
PONDEROSA FIRE	4015	125,836.73	261,632.22	0.00	-89,209.29	298,259.66
LA MADERA FIRE	4016	21,965.18	85,227.50	51.90	-58,179.50	49,065.08
LA CUEVA FIRE	4017	49,983.09	195,965.22	0.00	-100,678.68	145,269.63
TORREON FIRE	4019	15,210.95	53,945.00	0.00	-42,876.15	26,279.80
ZIA PUEBLO FIRE	4020	70,727.96	48,647.00	0.00	-38,130.37	81,244.59
REGINA FIRE	4021	195,316.20	161,795.22	0.00	-86,840.53	270,270.89
SACO EMS	4035	3.94	13,411.00	0.00	-13,395.00	19.94
SANTO DOMINGO EMS	4037	232.12	9,301.00	0.00	-7,315.07	2,218.05
JEMEZ PUEBLO EMS	4038	31.84	9,086.00	0.00	-2,023.76	7,094.08
LA CUEVA EMS	4039	214.82	7,195.00	0.00	-6,221.31	1,188.51
PONDEROSA EMS	4041	422.64	7,002.00	0.00	-7,121.91	302.73
LA MADERA EMS	4042	129.52	5,071.00	0.00	-4,583.10	617.42
REGINA EMS	4043	507.92	5,031.00	0.00	-5,241.77	297.15
PENA BLANCA EMS	4044	283.28	5,010.00	0.00	-4,737.53	555.75
TORREON EMS	4045	18.87	7,002.00	0.00	-5,893.47	1,127.40
NAVAJO NATION EMS	4049	212.88	8,710.00	0.00	-2,512.18	6,410.70
FIRE PROTECTION FUND	4170	12,807.54	80,914.00	0.00	-55,538.08	38,183.46

SECTION A1 SUBTOTALS \$ 39,636,617.81 \$ 41,628,426.47 \$ (1,067,091.67) \$ (41,543,960.73) \$ 38,653,991.88

**FINANCIAL REPORT OF THE COUNTY TREASURER
DETAIL OF FUNDS
FOR THE MONTH OF APRIL 2019**

106th FY
SANDOVAL COUNTY

	FUND CODE	BALANCE 1-Jul-18	RECEIPTS TO DATE	TRANSFERS TO DATE	DISBURSED TO DATE	TREASURER'S BALANCE
SECTION A1 (BUDGETED FUNDS-LIMITED)						
WILDLAND REIMBURSEMENT	4241	126,380.78	517,288.49	0.00	-106,521.15	537,148.12
HOMELAND SECURITY	4450	38,883.16	220,000.00	-38,883.16	-220,000.00	0.00
NM DEPT OF HEALTH/MATERNAL	5000	391,074.50	66,793.86	0.00	-111,191.12	346,677.24
SUBSTANCE ABUSE PROGRAM	5010	10,372.83	70,160.83	0.00	-70,744.40	9,789.26
D.W.I. GRANT	5020	57,498.07	835,969.56	123,837.00	-1,027,451.61	-10,146.98
SHELTER PLUS CARE PROGRAM	5050	58,939.34	261,239.73	45,017.50	-361,608.06	3,588.51
COMMUNITY SERVICE-GRANTS	5100	822.55	14,365.00	0.00	-9,986.69	5,200.86
SENIOR SUPPORT PROGRAM	5250	1,588,474.68	0.00	896,359.00	-1,369,297.34	1,115,536.34
SENIOR CITIZENS	5260	105,343.63	834,549.15	66,466.00	-947,819.04	58,539.74
SENIOR ANCILLARY	5270	83,632.17	111,682.27	27,816.00	-136,610.31	86,520.13
WATER PROJECT FUND	6010	70,871.45	0.00	0.00	-64,940.69	5,930.76
LOCAL ECONOMIC DEV ACT GRANT	6011	12,500.00	500,000.00	0.00	-12,500.00	500,000.00
EL ZOCALO	6020	216,691.68	98,058.95	0.00	-56,974.81	257,775.82
COUNTY FAIRGROUNDS MANAGEMENT	6030	62,987.80	5,069.00	8,769.00	-17,018.49	59,807.31
TOURISM-COOP ADV	6090	19,924.06	23,500.00	0.00	-19,652.78	23,771.28
LODGERS TAX	6110	6,569.35	11,102.03	0.00	-5,941.07	11,730.31
JEMEZ MTN. TRAIL GRANT	6120	1,232.26	0.00	-1,232.26	0.00	0.00
CELL TOWER FUND	6130	142,772.12	30,500.00	0.00	-38,653.91	134,618.21
P & Z SUBDIVISION FEE	6131	23,138.00	5,000.00	0.00	-2,816.88	25,321.12
2019 PUBLIC SAFETY COMMICATIONS BOND	6140	0.00	5,231,915.16	0.00	-66,355.95	5,165,559.21
2019 PUBLIC SAFETY PROJECT BOND	6141	0.00	4,878,008.66	0.00	-61,867.57	4,816,141.09
LEGISLATIVE FUNDING	6500	0.00	1,222,630.62	0.00	-688,736.04	533,894.58
2019 LIBRARY BOND	6502	53,839.59	3,404,540.66	-53,941.91	-43,178.42	3,361,259.92
E911 COMMUNICATIONS BOND	6503	0.00	0.00	0.00	0.00	0.00
ECONOMIC DEVELOPMENT PROJECTS	6504	2,437,966.44	41,924.51	0.00	-10,047.67	2,469,843.28
ECONOMIC DEVELOPMENT INCENTIVE	6505	1,074,268.44	24,679.79	0.00	0.00	1,098,948.23
ENERGY EFFICIENCY PROJECT	6506	4,445,508.12	1,923.16	-189.00	-3,897,148.44	550,093.84
SECTION A1 SUBTOTALS		11,029,691.02	18,410,901.43	1,074,018.17	-9,347,062.44	21,167,548.18
COUNTY FUND POOLED TOTALS		\$ 50,666,308.83	\$ 60,039,327.90	\$ 6,926.50	\$ (50,891,023.17)	\$ 59,821,540.06

**FINANCIAL REPORT OF THE COUNTY TREASURER
DETAIL OF FUNDS
FOR THE MONTH OF APRIL 2019**

106th FY
SANDOVAL COUNTY

	FUND CODE	BALANCE 1-Jul-18	RECEIPTS TO DATE	TRANSFERS TO DATE	DISBURSED TO DATE	TREASURER'S BALANCE
SECTION B (BONDS AND INVESTMENTS)						
DEBT SERVICE	8102	1,134,816.93	1,641,476.26	215,561.88	-2,136,327.17	855,527.90
GO BOND DEBT SERVICE	8104	3,213,219.13	1,655,123.43	53,941.91	-3,273,048.53	1,649,235.94
2000 PLACITAS HMSTD. DEBT SERVICE	8106	22,424.36	17,407.16	0.00	-22,187.50	17,644.02
ECONOMIC DEVELOPMENT LGIP	8108	0.00	0.00	0.00	0.00	0.00
INCENTIVE BOND DEBT SERVICE	8110	214,482.76	9,159,770.42	0.00	-209,866.51	9,164,386.67
NMFA RESERVE - LANDFILL PROJECT LOAN	8112	708,015.23	9,343.83	0.00	-45.76	717,313.30
NMFA RESERVE - LANDFILL SYSTEM LOAN	8114	215,561.88	0.00	-215,561.88	0.00	0.00
NMFA ACCOUNT - PONDEROSA VFD	8116	62,144.20	1,112.10	0.00	-848.59	62,407.71
NMFA ACCOUNT - ALGODONES VFD	8118	201.59	9,150.67	0.00	-426.07	8,926.19
NMFA ACCOUNT - PLACITAS VFD	8120	80,965.26	1,449.13	0.00	-1,087.04	81,327.35
NMFA ACCOUNT - LA MADERA VFD	8122	51.90	0.00	-51.90	0.00	0.00
NMFA ACCOUNT - SOUTH FD	8124	124.40	14,701.74	0.00	-633.91	14,192.23
NMFA ACCOUNT - PONDEROSA VFD	8126	112.10	13,243.86	0.00	-571.01	12,784.95
NMFA ACCOUNT - REGINA VFD	8128	72.83	8,755.35	0.00	-377.44	8,450.74
NMFA ACCOUNT - ZIA PUEBLO VFD	8130	46.77	5,386.24	0.00	-232.27	5,200.74
NMFA ACCOUNT - 2016 PILT BOND REFUNDING	8132	611,719.47	8,215.67	0.00	-20.10	619,915.04
NMFA ACCOUNT - 2016 G.O. BOND REFUNDING	8134	0.88	0.00	0.00	0.00	0.88
NMFA ACCOUNT - REFUNDING DETENTION CTR	8136	372,746.59	135,303.25	136,464.52	-63,665.11	580,849.25
AMI-KIDS RENTAL INCOME	8138	127,595.93	5,737.01	-56,464.52	0.00	76,868.42
DETENTION LOAN - DEBT SERVICE	8142		201,613.98	-60,816.51		140,797.47
TAX PAYMENT	8190	0.00	229,380,334.56	0.00	-223,074,068.66	6,306,265.90
2007 PILT REVENUE BOND	8214	106,856.09	644.40	0.00	-105,250.08	2,250.41
2013 LANDFILL PROJECT BOND	8234	135,377.36	1,322.83	0.00	0.00	136,700.19
SANDOVAL GENERAL FUND	8300	116,696.71	123,065.85	-50,000.00	0.00	189,762.56
SANDOVAL BOND RESERVE	8306	228,529.01	5,431.56	0.00	0.00	233,960.57
AMI-KIDS RESERVE FUND	8310	236,484.92	5,253.73	-80,000.00	0.00	161,738.65
AMI-KIDS MAINTENANCE ACCT	8314	91,578.95	2,599.56	0.00	0.00	94,178.51
INDIGENT INVESTMENT ACCT NMB-T	8316	47,684.23	60,700.42	0.00	0.00	108,384.65
INDIGENT ACCT STO LGIP	8317	0.00	11,050.95	0.00	0.00	11,050.95
CASH MANAGEMENT ACCT NMB-T	8318	1,367,283.95	180,261.08	0.00	0.00	1,547,545.03
CASH MANAGEMENT ACCT STO LGIP	8319	0.00	10,269.22	50,000.00	0.00	60,269.22
SECTION B SUBTOTALS		9,094,793.43	242,668,724.26	-6,926.50	-228,888,655.75	22,867,935.44
SECTION C (MISCELLANEOUS)						
INMATE CUSTODIAL	8390	110,572.50	392,518.09	0.00	-385,116.20	117,974.39
INMATE ACTIVITIES	8392	0.00	0.00	0.00	0.00	0.00
DETENTION BOND	8394	0.00	0.00	0.00	0.00	0.00
INMATE	8396	0.00	0.00	0.00	0.00	0.00
EMPLOYEE INSURANCE	8999	228,895.54	3,691,469.11	0.00	-3,233,121.52	687,243.13
FLEXIBLE SPENDING	9950	32,639.89	82,719.43	0.00	-96,659.85	18,699.47
SECTION C SUBTOTALS		372,107.93	4,166,706.63	0.00	-3,714,897.57	823,916.99
GRAND TOTALS		\$ 60,133,210.19	\$ 306,874,758.79	\$ (0.00)	\$ (283,494,576.49)	\$ 83,513,392.49



Sandoval County, NM

Detail of Receipts

Account Summary

For Fiscal: 2018-2019 Period Ending: 04/30/2019

	Original Total Budget	Current Total Budget	Period Activity	Fiscal Activity	Variance Favorable (Unfavorable)	
Fund: 1010 - GENERAL FUND						
Revenue						
1010-99-000-30010						
ACCTS REC-V-PREV FISCAL YR	0.00	14,413.19	0.00	14,413.19	0.00	
1010-99-000-31000						
OPER-CURR-YR-PROPERTY TAX	24,706,270.00	24,706,270.00	214,724.94	16,037,953.57	-8,668,316.43	
1010-99-000-31010						
OPER-DELINQ-YR-PROPERTY TAX	615,000.00	615,000.00	37,562.74	617,527.55	2,527.55	
1010-99-000-31100						
INTEREST-CURRENT YR PROPERTY T	425,000.00	425,000.00	27,843.06	284,931.32	-140,068.68	
1010-99-000-31120						
PENALTY- CURRENT YR PROPERTY T	170,000.00	170,000.00	12,524.67	139,327.15	-30,672.85	
1010-99-000-31140						
COUNTY COST	350.00	350.00	89.68	214.68	-135.32	
1010-99-000-31142						
NON RENDERING FEE	22,225.00	22,225.00	0.00	37,169.65	14,944.65	
1010-99-000-31162						
TREASURERS COLLECTION FEE	20,500.00	20,500.00	188.33	13,955.94	-6,544.06	
1010-99-000-31200						
GROSS RECEIPTS	1,300,000.00	1,300,000.00	109,802.90	1,266,435.05	-33,564.95	
1010-99-000-31210						
GROSS RECEIPTS EQUALIZATION	2,980,000.00	3,644,926.47	0.00	3,644,926.47	0.00	
1010-99-000-31250						
OIL & GAS PROD & EQUIP	410,842.00	410,842.00	39,217.63	424,573.79	13,731.79	
1010-99-000-31270						
MOTOR VEHICLE GENERAL	860,000.00	860,000.00	0.00	697,390.25	-162,609.75	
1010-99-000-31350						
LIQUOR LICENSE	200.00	200.00	0.00	200.00	0.00	
1010-99-000-31390						
MERCHANDISE LICENSES	8,300.00	8,300.00	640.00	6,680.00	-1,620.00	
1010-99-000-31426						
NSF FEES	1,200.00	1,200.00	0.00	112.50	-1,087.50	
1010-99-000-31428						
TREASURERS SERVICE FEE	0.00	473.30	191.06	1,017.09	543.79	
1010-99-000-31470						
COUNTY CLERK'S FEES	500,000.00	500,000.00	114,678.08	560,331.44	60,331.44	
1010-99-000-31474						
PROBATE FEES	8,200.00	8,200.00	660.00	7,560.00	-640.00	
1010-99-000-31520						
CABLE TV FRANCHISE	23,000.00	23,000.00	5,737.78	22,461.13	-538.87	
1010-99-000-31560						
ASSESSORS FEES	2,000.00	2,000.00	0.00	135.00	-1,865.00	
1010-99-000-31570						
SUBDIVISION FEES	31,000.00	31,000.00	2,180.00	26,366.00	-4,634.00	
1010-99-000-31610						
TREASURERS OFFICE FEE	900.00	900.00	50.00	760.00	-140.00	
1010-99-000-31640						
RENTAL	340,000.00	340,000.00	32,164.72	311,968.86	-28,031.14	
1010-99-000-31660						
SHERIFF'S FEES	18,000.00	18,000.00	1,190.75	14,440.25	-3,559.75	
1010-99-000-31760						
REFUNDS AND REIMBURSEMENTS	20,000.00	41,811.55	9,543.93	56,457.11	14,645.56	
1010-99-000-31800						
MISCELLANEOUS	1,000.00	1,000.00	121.50	936.02	-63.98	
1010-99-000-31892						
ARROWHEAD RIDGE	0.00	25,000.00	0.00	25,000.00	0.00	
1010-99-000-31898						
REIMBURSEMENT BY AGREEMENT	0.00	11.30	0.00	11.30	0.00	
1010-99-000-31960						
STATE LIBRARY BOND	51,143.00	51,143.00	0.00	6,423.17	-44,719.83	
1010-99-000-32020						
INTEREST INCOME	62,000.00	253,634.41	33,921.04	422,492.81	168,858.40	
1010-99-000-35130						
PAYMENT IN LIEU OF TAXES	1,400,000.00	1,400,000.00	0.00	0.00	-1,400,000.00	
1010-99-000-35131						
EL ZOCALO SPECIAL EVENTS	38,000.00	38,000.00	2,430.00	36,708.08	-1,291.92	
	Revenue Total:	34,015,130.00	34,933,400.22	645,462.81	24,678,879.37	-10,254,520.85
1010-00-000-39998						
TRANSFER IN	1,232.26	1,232.26	0.00	1,421.26	189.00	
1010-00-000-39999						
TRANSFER OUT	-15,966,088.00	-15,916,946.00	0.00	-8,093,645.00	7,823,301.00	
	Fund: 1010 - GENERAL FUND Total:	18,050,274.26	19,017,686.48	645,462.81	16,586,655.63	-2,431,030.85
Fund: 2010 - PUBLIC WORKS						
Revenue						
2010-99-000-30140						
INSURANCE RECOVERIES	0.00	10,571.50	0.00	10,571.50	0.00	
2010-99-000-31270						
MOTOR VEHICLE GENERAL	400,000.00	400,000.00	0.00	356,261.08	-43,738.92	
2010-99-000-31300						
GASOLINE TAX DISTRIBUTION	500,000.00	500,000.00	37,716.73	425,260.37	-74,739.63	
2010-99-000-31420						
EXCAVATING PERMITS	0.00	134.00	45.00	209.00	75.00	
2010-99-000-31760						
REFUNDS AND REIMBURSEMENTS	0.00	10,560.82	3,828.07	17,308.24	6,747.42	
2010-99-000-31850						
REIMBURSEMENT BY AGREEMENT	100,000.00	190,000.00	3,205.78	121,609.59	-68,390.41	
2010-99-000-31852						
RIO RANCHO FUEL ADMIN FEE	10,000.00	20,000.00	320.58	12,160.96	-7,839.04	
2010-99-000-34102						
SB-CURRENT FY	356,000.00	356,000.00	0.00	0.00	-356,000.00	
2010-99-000-34104						
SP-CURRENT FY	239,262.00	239,262.00	0.00	0.00	-239,262.00	
2010-99-000-34106						
CAP-CURRENT FY	471,245.00	471,245.00	0.00	0.00	-471,245.00	
2010-99-000-35000						
BANKHEAD -JONES	9,347.00	9,347.00	0.00	0.00	-9,347.00	

Detail of Receipts

For Fiscal: 2018-2019 Period Ending: 04/30/2019

		Original Total Budget	Current Total Budget	Period Activity	Fiscal Activity	Variance Favorable (Unfavorable)
2010-99-000-35080	FOREST RESERVE-TITLE II	17,000.00	17,000.00	0.00	0.00	-17,000.00
	Revenue Total:	2,102,854.00	2,102,854.00	45,116.16	943,380.74	-1,280,739.58
2010-00-000-39998	TRANSFER IN	3,200,000.00	3,200,000.00	0.00	1,600,000.00	-1,600,000.00
	Fund: 2010 - PUBLIC WORKS Total:	5,302,854.00	5,424,120.32	45,116.16	2,543,380.74	-2,880,739.58
Fund: 2020 - FARM & RANGE						
Revenue						
2020-99-000-35120	TAYLOR GRAZING-Federal	9,000.00	9,000.00	0.00	0.00	-9,000.00
	Revenue Total:	9,000.00	9,000.00	0.00	0.00	-9,000.00
	Fund: 2020 - FARM & RANGE Total:	9,000.00	9,000.00	0.00	0.00	-9,000.00
Fund: 2040 - BLDG. MAINT/CONSTRUCTION						
Revenue						
2040-99-000-31850	REIMBURSEMENT - ENERGY PROJEC	0.00	20,936.46	42,918.57	67,835.03	46,898.57
	Revenue Total:	0.00	20,936.46	42,918.57	67,835.03	46,898.57
2040-00-000-39998	TRANSFER IN	603,107.00	603,107.00	0.00	301,553.50	-301,553.50
	Fund: 2040 - BLDG. MAINT/CONSTRUCTION Total:	603,107.00	624,043.46	42,918.57	369,388.53	-254,654.93
Fund: 2041 - SACO CAPITAL OUTLAY PROJECTS						
Revenue						
2041-99-000-31640	RENTAL	27,190.00	27,190.00	2,265.82	24,924.02	-2,265.98
2041-99-000-31938	LIBRARY BOARD REVENUE	0.00	58,000.00	0.00	0.00	-58,000.00
	Revenue Total:	27,190.00	85,190.00	2,265.82	24,924.02	-60,265.98
2041-00-000-39998	TRANSFER IN	1,319,006.00	1,319,006.00	0.00	659,503.00	-659,503.00
	Fund: 2041 - SACO CAPITAL OUTLAY PROJECTS Total:	1,346,196.00	1,404,196.00	2,265.82	684,427.02	-719,768.98
Fund: 2050 - SOLID WASTE						
Revenue						
2050-00-000-31524	TV FEES	38.00	38.00	0.00	0.00	-38.00
2050-00-000-31526	RECYCLING CENTER REVENUES	15,500.00	15,500.00	936.13	10,903.34	-4,596.66
2050-99-000-30010	ACCTS RECV-PREV FISCAL YR	271,564.00	271,564.00	0.00	263,256.01	-8,307.99
2050-99-000-31200	GROSS RECEIPTS	230,000.00	230,000.00	17,979.91	213,369.86	-16,630.14
2050-99-000-31220	GOVERNMENTAL GROSS RECEIPTS	99,000.00	139,000.00	8,055.46	93,427.06	-45,572.94
2050-99-000-31512	LANDFILL FEES	2,000,000.00	2,000,000.00	227,174.10	2,112,206.69	112,206.69
2050-99-000-31760	REFUNDS AND REIMBURSEMENTS	0.00	134,011.00	0.00	134,010.92	-0.08
2050-99-000-31764	FEDERAL GRANT-USDA-BIOMASS	249,989.00	249,989.00	0.00	0.00	-249,989.00
	Revenue Total:	2,866,091.00	3,040,102.00	254,145.60	2,827,173.88	-212,928.12
	Fund: 2050 - SOLID WASTE Total:	2,866,091.00	3,040,102.00	254,145.60	2,827,173.88	-212,928.12
Fund: 2070 - COUNTY CLERK EQUIPMENT RECORDI						
Revenue						
2070-00-000-31760	REFUNDS AND REIMBURSEMENTS	0.00	532.00	0.00	532.00	0.00
2070-99-000-31502	EQUIPMENT RECORDING	190,400.00	190,400.00	16,702.00	151,409.00	-38,991.00
	Revenue Total:	190,400.00	190,932.00	16,702.00	151,941.00	-38,991.00
	Fund: 2070 - COUNTY CLERK EQUIPMENT RECORDI Total:	190,400.00	190,932.00	16,702.00	151,941.00	-38,991.00
Fund: 2090 - DETENTION						
Revenue						
2090-99-000-30010	PRIOR YR REVENUE	0.00	22,779.51	0.00	22,779.51	0.00
2090-99-000-31200	GROSS RECEIPTS - DETENTION	0.00	0.00	66,961.92	140,820.31	140,820.31
2090-99-000-31430	VENDOR FEE REVENUE	0.00	53,176.00	0.00	59,823.00	6,647.00
2090-99-000-31760	REFUNDS AND REIMBURSEMENTS	425.00	39,951.60	12,033.68	68,370.80	28,419.20
2090-99-000-31800	MISCELLANEOUS	600.00	600.00	15.50	198.00	-402.00
2090-99-000-31811	INMATE ACTVITIES ACCOUNT	70,000.00	70,000.00	6,546.66	64,976.44	-5,023.56
2090-99-000-31870	CARE OF LOCAL PRISONERS	1,000,000.00	1,000,000.00	74,195.00	895,265.00	-104,735.00
2090-99-000-31940	GRANT INCOME	481,600.00	481,600.00	0.00	149,076.72	-332,523.28
2090-99-000-34020	CORRECTION FEES	168,000.00	168,000.00	0.00	109,068.52	-58,931.48
2090-99-000-35020	CARE OF FEDERAL PRISONERS	4,300,000.00	4,300,000.00	660,602.25	4,645,324.08	345,324.08

For Current FY, THIS LINE ITEM HAS MORE MONEY THAN WHAT WAS BUDGETED.

Detail of Receipts

For Fiscal: 2018-2019 Period Ending: 04/30/2019

		Original	Current	Period	Fiscal	Variance
		Total Budget	Total Budget	Activity	Activity	(Unfavorable)
2090-99-000-36000	LOAN PROCEEDS	0.00	3,100,000.00	0.00	144,881.00	-2,955,119.00
	Revenue Total:	6,020,625.00	9,236,107.11	820,355.01	9,236,107.11	-2,935,523.73
2090-00-000-39998	TRANSFER IN	5,300,000.00	5,360,816.51	0.00	2,710,816.51	-2,650,000.00
	Fund: 2090 - DETENTION Total:	11,320,625.00	14,596,923.62	820,355.01	9,011,399.89	-5,585,523.73
Fund: 2130 - E-911 COMMUNICATIONS						
Revenue						
2130-99-000-31760	REFUNDS AND REIMBURSEMENTS	0.00	1,096.64	0.00	1,096.64	0.00
2130-99-000-33210	SAN YSIDRO	3,035.00	3,035.00	0.00	0.00	-3,035.00
2130-99-000-33220	CUBA	59,854.00	59,854.00	0.00	0.00	-59,854.00
2130-99-000-33230	JEMEZ PUEBLO	25,000.00	25,000.00	0.00	0.00	-25,000.00
2130-99-000-33240	JEMEZ SPRINGS	3,700.00	3,700.00	0.00	0.00	-3,700.00
	Revenue Total:	91,589.00	92,685.64	0.00	1,096.64	-91,589.00
2130-00-000-39998	TRANSFER IN	953,296.16	953,296.16	0.00	588,883.16	-364,413.00
	Fund: 2130 - E-911 COMMUNICATIONS Total:	1,044,885.16	1,045,981.80	0.00	589,979.80	-456,002.00
Fund: 2250 - INDIGENT CLAIMS						
Revenue						
2250-99-000-31200	GROSS RECEIPTS	1,970,000.00	1,970,000.00	155,399.83	1,752,922.54	-217,077.46
2250-99-000-31760	REFUNDS AND REIMBURSEMENTS	0.00	109.51	0.00	109.51	0.00
	Revenue Total:	1,970,000.00	1,970,109.51	155,399.83	1,753,032.05	-217,077.46
	Fund: 2250 - INDIGENT CLAIMS Total:	1,970,000.00	1,970,109.51	155,399.83	1,753,032.05	-217,077.46
Fund: 2300 - COUNTY PROPERTY VALUATION						
Revenue						
2300-99-000-31160	RE-APPRAISAL ADMIN FEE	1,063,781.00	1,063,781.00	10,734.81	689,859.44	-373,921.56
2300-99-000-31760	REFUNDS AND REIMBURSEMENTS	0.00	5,921.71	460.75	12,030.19	6,108.48
	Revenue Total:	1,063,781.00	1,069,702.71	11,195.56	701,889.63	-367,813.08
	Fund: 2300 - COUNTY PROPERTY VALUATION Total:	1,063,781.00	1,069,702.71	11,195.56	701,889.63	-367,813.08
Fund: 2350 - JUVENILE DETENTION						
Revenue						
2350-99-000-30010	ACCTS RECV-PREV FISCAL YR	63,294.00	82,467.00	0.00	82,467.00	0.00
2350-99-000-31872	TRI-COUNTY JUVENILE DETENTION	180,000.00	216,216.00	0.00	216,216.00	0.00
	Revenue Total:	243,294.00	243,294.00	0.00	298,683.00	0.00
2350-00-000-39998	TRANSFER IN	662,225.00	662,225.00	0.00	331,112.50	-331,112.50
	Fund: 2350 - JUVENILE DETENTION Total:	905,519.00	960,908.00	0.00	629,795.50	-331,112.50
Fund: 2351 - JUVENILE CONTINUUM						
Revenue						
2351-99-000-30010	ACCTS RECV-PREV FISCAL YR	63,860.00	63,860.00	0.00	58,635.00	-5,225.00
2351-99-000-31940	GRANT INCOME-State	209,780.00	210,780.00	53,933.84	72,067.39	-138,712.61
	Revenue Total:	273,640.00	273,640.00	53,933.84	130,702.39	-143,937.61
2351-00-000-39998	TRANSFER IN	66,423.00	66,423.00	0.00	33,211.50	-33,211.50
	Fund: 2351 - JUVENILE CONTINUUM Total:	340,063.00	341,063.00	53,933.84	163,913.89	-177,149.11
Fund: 2380 - RECREATION						
Revenue						
2380-99-000-31431	TASK FORCE FUNDRAISING	2,000.00	2,000.00	310.00	1,951.26	-48.74
2380-99-000-31810	VENDING MACHINE REVENUE	1,300.00	1,300.00	361.45	2,375.59	1,075.59
2380-99-000-31947	CELL PHONE RECYCLING PROJ	300.00	536.00	0.00	731.00	195.00
	Revenue Total:	3,600.00	3,836.00	671.45	5,057.85	1,221.85
	Fund: 2380 - RECREATION Total:	3,600.00	3,836.00	671.45	5,057.85	1,221.85
Fund: 2390 - SW YOUTH SOCCER						
Revenue						
2390-99-000-31890	SW SOCCER COMPLEX REVENUE	80,000.00	80,000.00	0.00	80,000.00	0.00
	Revenue Total:	80,000.00	80,000.00	0.00	80,000.00	0.00
	Fund: 2390 - SW YOUTH SOCCER Total:	80,000.00	80,000.00	0.00	80,000.00	0.00

Detail of Receipts

For Fiscal: 2018-2019 Period Ending: 04/30/2019

		Original Total Budget	Current Total Budget	Period Activity	Fiscal Activity	Variance Favorable (Unfavorable)
Fund: 3020 - SACO DEPARTMENTAL GRANTS						
Revenue						
3020-99-000-31940	TORREON LIBRARY GRANT 2 - STATE	0.00	4,571.43	0.00	0.00	-4,571.43
	Revenue Total:	0.00	4,571.43	0.00	0.00	-4,571.43
Fund: 3020 - SACO DEPARTMENTAL GRANTS Total:		0.00	4,571.43	0.00	0.00	-4,571.43
Fund: 3040 - SHERIFF'S OVERTIME						
Revenue						
3040-99-000-30010	PRIOR YEAR	0.00	19,968.52	0.00	19,968.52	0.00
3040-99-000-31662	SHERIFF'S CONTRACTED OT	10,000.00	10,000.00	14,447.90	17,214.23	7,214.23
3040-99-000-31666	SHERIFF'S CDWI/LDWI/UAD-State &	25,000.00	25,000.00	7,179.87	13,444.06	-11,555.94
3040-99-000-31668	100 DAYS - STATE	13,520.00	13,520.00	0.00	12,032.51	-1,487.49
3040-99-000-34044	ENDWI - federal	31,000.00	31,000.00	0.00	22,898.93	-8,101.07
3040-99-000-34052	BLKUP CIOT - STATE	5,720.00	5,720.00	295.14	3,122.19	-2,597.81
3040-99-000-35072	JEMEZ FOREST SERVICE/SANTA FE-Fe	35,000.00	35,000.00	0.00	16,931.20	-18,068.80
3040-99-000-35160	CORPS OF ENGINEERS-Federal	17,854.00	17,854.00	0.00	12,640.56	-5,213.44
	Revenue Total:	138,094.00	158,062.52	21,922.91	118,252.20	-39,810.32
Fund: 3040 - SHERIFF'S OVERTIME Total:		138,094.00	158,062.52	21,922.91	118,252.20	-39,810.32
Fund: 3080 - LAW ENFORCEMENT						
Revenue						
3080-99-000-31940	DFA-LAW ENFORCEMENT GRANT	60,600.00	60,600.00	0.00	60,600.00	0.00
	Revenue Total:	60,600.00	60,600.00	0.00	60,600.00	0.00
Fund: 3080 - LAW ENFORCEMENT Total:		60,600.00	60,600.00	0.00	60,600.00	0.00
Fund: 3200 - COMCAST CABLE COMMUNICATIONS						
Revenue						
3200-99-000-31520	FRANCHISE FEES	12,000.00	12,000.00	3,825.19	14,974.10	2,974.10
3200-99-000-31760	REFUNDS AND REIMBURSEMENTS	0.00	1,500.00	0.00	1,500.00	0.00
	Revenue Total:	12,000.00	13,500.00	3,825.19	16,474.10	2,974.10
Fund: 3200 - COMCAST CABLE COMMUNICATIONS Total:		12,000.00	13,500.00	3,825.19	16,474.10	2,974.10
Fund: 3210 - GIS MAPPING FEES						
Revenue						
3210-99-000-31582	GIS MAPPING FEES	500.00	534.00	0.00	534.00	0.00
3210-99-000-31940	GRANT INCOME-State	5,000.00	5,000.00	0.00	0.00	-5,000.00
	Revenue Total:	5,500.00	5,534.00	0.00	534.00	-5,000.00
Fund: 3210 - GIS MAPPING FEES Total:		5,500.00	5,534.00	0.00	534.00	-5,000.00
Fund: 4010 - EMS/FIRE DEPARTMENT						
Revenue						
4010-99-000-30010	ACCT REC - PRIOR YR	153,790.00	185,328.34	0.00	185,328.34	0.00
4010-99-000-31200	GROSS RECEIPTS	575,000.00	575,000.00	35,960.00	426,749.97	-148,250.03
4010-99-000-31760	REFUNDS AND REIMBURSEMENTS	12,873.00	12,873.00	0.00	4,229.96	-8,643.04
4010-99-000-33000	EMERGENCY MANAGEMENT - FEMA	38,345.00	38,345.00	0.00	13,153.31	-25,191.69
4010-99-000-33010	AMBULANCE REVENUE FEES	700,000.00	599,083.00	38,835.39	472,198.36	-126,884.64
4010-99-000-33120	WILDLAND COORDINATOR	0.00	24,999.00	0.00	24,999.00	0.00
4010-99-000-33130	WILDLAND FIRE REIMBURSEMENT	33,000.00	101,223.00	0.00	101,222.74	-0.26
4010-99-000-33194	TOWN OF BERNALILLO	228,790.00	228,790.00	64,395.34	193,186.02	-35,603.98
4010-99-000-33200	SANTA ANA	278,790.00	278,790.00	209,092.50	209,092.50	-69,697.50
	Revenue Total:	2,020,588.00	2,020,588.00	348,283.23	1,630,160.20	-414,271.14
4010-00-000-39998	TRANSFER IN	1,515,244.00	1,660,244.00	0.00	800,000.00	-860,244.00
Fund: 4010 - EMS/FIRE DEPARTMENT Total:		3,535,832.00	3,704,675.34	348,283.23	2,430,160.20	-1,274,515.14
Fund: 4011 - SACO 1/4% FIRE						
Revenue						
4011-99-000-31200	GROSS RECEIPTS	4,930.00	4,930.00	0.00	44,851.27	39,921.27
4011-99-000-31806	CELL TOWER REVENUE	8,668.00	8,668.00	696.72	6,858.55	-1,809.45
	Revenue Total:	13,598.00	13,598.00	696.72	51,709.82	38,111.82
Fund: 4011 - SACO 1/4% FIRE Total:		13,598.00	13,598.00	696.72	51,709.82	38,111.82

Detail of Receipts

For Fiscal: 2018-2019 Period Ending: 04/30/2019

		Original Total Budget	Current Total Budget	Period Activity	Fiscal Activity	Variance Favorable (Unfavorable)
Fund: 4012 - SOUTH FIRE DISTRICT						
Revenue						
4012-00-000-31760	REFUNDS AND REIMBURSEMENTS	0.00	217.81	0.00	217.81	0.00
4012-00-000-33070	STATE FIRE ALLOTMENT	356,729.00	356,729.00	80,480.00	402,400.00	45,671.00
	Revenue Total:	356,729.00	356,946.81	80,480.00	402,617.81	45,671.00
	Fund: 4012 - SOUTH FIRE DISTRICT Total:	356,729.00	356,946.81	80,480.00	402,617.81	45,671.00
Fund: 4013 - FIRE DISTRICT-GRANT FUNDING						
Revenue						
4013-00-000-31940	GRANT INCOME	0.00	341,299.20	0.00	341,299.20	0.00
	Revenue Total:	0.00	341,299.20	0.00	341,299.20	0.00
	Fund: 4013 - FIRE DISTRICT-GRANT FUNDING Total:	0.00	341,299.20	0.00	341,299.20	0.00
Fund: 4014 - PENA BLANCA FIRE DISTRICT						
Revenue						
4014-00-000-33070	STATE FIRE ALLOTMENT	76,929.00	76,929.00	15,331.00	76,655.00	-274.00
	Revenue Total:	76,929.00	76,929.00	15,331.00	76,655.00	-274.00
	Fund: 4014 - PENA BLANCA FIRE DISTRICT Total:	76,929.00	76,929.00	15,331.00	76,655.00	-274.00
Fund: 4015 - PONDEROSA FIRE DEPT						
Revenue						
4015-00-000-31760	REFUNDS AND REIMBURSEMENTS	0.00	3,528.22	0.00	3,528.22	0.00
4015-00-000-33070	STATE FIRE ALLOTMENT	227,671.00	227,671.00	51,620.80	258,104.00	30,433.00
	Revenue Total:	227,671.00	231,199.22	51,620.80	261,632.22	30,433.00
	Fund: 4015 - PONDEROSA FIRE DEPT Total:	227,671.00	231,199.22	51,620.80	261,632.22	30,433.00
Fund: 4016 - LA MADERA FIRE DISTRICT						
Revenue						
4016-00-000-31760	REFUNDS AND REIMBURSEMENTS	0.00	55.50	0.00	55.50	0.00
4016-00-000-33070	STATE FIRE ALLOTMENT	85,475.00	85,475.00	17,034.40	85,172.00	-303.00
	Revenue Total:	85,475.00	85,475.00	17,034.40	85,227.50	-303.00
4016-00-000-39998	TRANSFER IN	51.90	51.90	0.00	51.90	0.00
	Fund: 4016 - LA MADERA FIRE DISTRICT Total:	85,526.90	85,582.40	17,034.40	85,279.40	-303.00
Fund: 4017 - LA CUEVA FIRE DISTRICT						
Revenue						
4017-00-000-31760	REFUNDS AND REIMBURSEMENTS	0.00	63.22	0.00	63.22	0.00
4017-00-000-33070	STATE FIRE ALLOTMENT	196,600.00	196,600.00	39,180.40	195,902.00	-698.00
	Revenue Total:	196,600.00	196,663.22	39,180.40	195,965.22	-698.00
	Fund: 4017 - LA CUEVA FIRE DISTRICT Total:	196,600.00	196,663.22	39,180.40	195,965.22	-698.00
Fund: 4019 - TORREON FIRE						
Revenue						
4019-00-000-33070	STATE FIRE ALLOTMENT	54,137.00	54,137.00	10,789.00	53,945.00	-192.00
	Revenue Total:	54,137.00	54,137.00	10,789.00	53,945.00	-192.00
	Fund: 4019 - TORREON FIRE Total:	54,137.00	54,137.00	10,789.00	53,945.00	-192.00
Fund: 4020 - ZIA PUEBLO FIRE DEPT						
Revenue						
4020-00-000-33070	STATE FIRE ALLOTMENT	43,521.00	43,521.00	9,729.40	48,647.00	5,126.00
	Revenue Total:	43,521.00	43,521.00	9,729.40	48,647.00	5,126.00
	Fund: 4020 - ZIA PUEBLO FIRE DEPT Total:	43,521.00	43,521.00	9,729.40	48,647.00	5,126.00
Fund: 4021 - REGINA FIRE DISTRICT						
Revenue						
4021-00-000-31760	REFUNDS & REIMBURSEMENTS	0.00	63.22	0.00	63.22	0.00
4021-00-000-33070	STATE FIRE ALLOTMENT	153,679.00	153,679.00	32,346.40	161,732.00	8,053.00
	Revenue Total:	153,679.00	153,742.22	32,346.40	161,795.22	8,053.00
	Fund: 4021 - REGINA FIRE DISTRICT Total:	153,679.00	153,742.22	32,346.40	161,795.22	8,053.00

Detail of Receipts

For Fiscal: 2018-2019 Period Ending: 04/30/2019

		Original	Current	Period	Fiscal	Variance
		Total Budget	Total Budget	Activity	Activity	Favorable (Unfavorable)
Fund: 4035 - SANDOVAL COUNTY EMS						
Revenue						
4035-00-000-33140	EMS FUND ACT	13,569.00	13,411.00	0.00	13,411.00	0.00
	Revenue Total:	13,569.00	13,411.00	0.00	13,411.00	0.00
	Fund: 4035 - SANDOVAL COUNTY EMS Total:	13,569.00	13,411.00	0.00	13,411.00	0.00
Fund: 4037 - SANTO DOMINGO EMS						
Revenue						
4037-00-000-33140	EMS FUND ACT	9,621.00	9,264.00	0.00	9,264.00	0.00
4037-99-000-31760	REFUNDS AND REIMBURSEMENT	0.00	37.00	0.00	37.00	0.00
	Revenue Total:	9,621.00	9,301.00	0.00	9,301.00	0.00
	Fund: 4037 - SANTO DOMINGO EMS Total:	9,621.00	9,301.00	0.00	9,301.00	0.00
Fund: 4038 - JEMEZ PUEBLO EMS						
Revenue						
4038-00-000-33140	EMS FUND ACT	9,329.00	9,086.00	0.00	9,086.00	0.00
	Revenue Total:	9,329.00	9,086.00	0.00	9,086.00	0.00
	Fund: 4038 - JEMEZ PUEBLO EMS Total:	9,329.00	9,086.00	0.00	9,086.00	0.00
Fund: 4039 - LA CUEVA EMS						
Revenue						
4039-00-000-33140	EMS FUND ACT	7,180.00	7,195.00	0.00	7,195.00	0.00
	Revenue Total:	7,180.00	7,195.00	0.00	7,195.00	0.00
	Fund: 4039 - LA CUEVA EMS Total:	7,180.00	7,195.00	0.00	7,195.00	0.00
Fund: 4041 - PONDEROSA EMS						
Revenue						
4041-00-000-33140	EMS FUND	7,000.00	7,002.00	0.00	7,002.00	0.00
	Revenue Total:	7,000.00	7,002.00	0.00	7,002.00	0.00
	Fund: 4041 - PONDEROSA EMS Total:	7,000.00	7,002.00	0.00	7,002.00	0.00
Fund: 4042 - LA MADERA EMS						
Revenue						
4042-00-000-33140	EMS FUND ACT	5,077.00	5,071.00	0.00	5,071.00	0.00
	Revenue Total:	5,077.00	5,071.00	0.00	5,071.00	0.00
	Fund: 4042 - LA MADERA EMS Total:	5,077.00	5,071.00	0.00	5,071.00	0.00
Fund: 4043 - REGINA EMS						
Revenue						
4043-00-000-33140	EMS FUND ACT	5,025.00	5,031.00	0.00	5,031.00	0.00
	Revenue Total:	5,025.00	5,031.00	0.00	5,031.00	0.00
	Fund: 4043 - REGINA EMS Total:	5,025.00	5,031.00	0.00	5,031.00	0.00
Fund: 4044 - PENA BLANCA EMS						
Revenue						
4044-00-000-33140	EMS FUND ACT	5,000.00	5,010.00	0.00	5,010.00	0.00
	Revenue Total:	5,000.00	5,010.00	0.00	5,010.00	0.00
	Fund: 4044 - PENA BLANCA EMS Total:	5,000.00	5,010.00	0.00	5,010.00	0.00
Fund: 4045 - TORREON EMS						
Revenue						
4045-00-000-33140	EMS FUND ACT	7,003.00	7,002.00	0.00	7,002.00	0.00
	Revenue Total:	7,003.00	7,002.00	0.00	7,002.00	0.00
	Fund: 4045 - TORREON EMS Total:	7,003.00	7,002.00	0.00	7,002.00	0.00
Fund: 4049 - NAVAJO NATION EMS						
Revenue						
4049-00-000-33140	EMS FUNDS	8,904.00	8,710.00	0.00	8,710.00	0.00
	Revenue Total:	8,904.00	8,710.00	0.00	8,710.00	0.00
	Fund: 4049 - NAVAJO NATION EMS Total:	8,904.00	8,710.00	0.00	8,710.00	0.00

Detail of Receipts

For Fiscal: 2018-2019 Period Ending: 04/30/2019

		Original	Current	Period	Fiscal	Variance
		Total Budget	Total Budget	Activity	Activity	Favorable (Unfavorable)
Fund: 4170 - FIRE PROTECTION FUND						
Revenue						
4170-00-000-33070	STATE FIRE ALLOTMENT	81,202.00	81,202.00	16,182.80	80,914.00	-288.00
Revenue Total:		81,202.00	81,202.00	16,182.80	80,914.00	-288.00
Fund: 4170 - FIRE PROTECTION FUND Total:		81,202.00	81,202.00	16,182.80	80,914.00	-288.00
Fund: 4241 - WILDLAND FUNDING						
Revenue						
4241-99-000-31760	REFUNDS/REIMBURSEMENTS	0.00	236,503.92	0.00	517,288.49	280,784.57
Revenue Total:		0.00	236,503.92	0.00	517,288.49	280,784.57
4241-00-000-39999	TRANSFER OUT	0.00	-145,000.00	0.00	0.00	145,000.00
Fund: 4241 - WILDLAND FUNDING Total:		0.00	91,503.92	0.00	517,288.49	425,784.57
Fund: 4450 - HOMELAND SECURITY GRANTS						
Revenue						
4450-99-000-31939	2016 SHSGP GRANT - FEDERAL	220,000.00	220,000.00	0.00	220,000.00	0.00
Revenue Total:		220,000.00	220,000.00	0.00	220,000.00	0.00
4450-00-000-39999	TRANSFER OUT	-38,883.16	-38,883.16	0.00	-38,883.16	0.00
Fund: 4450 - HOMELAND SECURITY GRANTS Total:		181,116.84	181,116.84	0.00	181,116.84	0.00
Fund: 5000 - COMMUNITY HEALTH SERVICES						
Revenue						
5000-99-000-30010	ACCTS RECV-PREV FISCAL YR	20,754.60	20,754.60	0.00	20,424.60	-330.00
5000-99-000-31764	GRANT INCOME-DETENTION-FEDER/	15,000.00	15,000.00	1,245.48	4,616.46	-10,383.54
5000-99-000-31766	HEALTH EXCHANGE REIMB. - STATE	2,250.00	2,250.00	0.00	2,250.00	0.00
5000-99-000-34346	NMPCA - MEP - FEDERAL	60,000.00	60,000.00	14,274.89	39,502.80	-20,497.20
Revenue Total:		98,004.60	98,004.60	15,520.37	66,793.86	-31,210.74
Fund: 5000 - COMMUNITY HEALTH SERVICES Total:		98,004.60	98,004.60	15,520.37	66,793.86	-31,210.74
Fund: 5010 - SUBSTANCE ABUSE PREV.						
Revenue						
5010-99-000-30010	ACCTS RECV-PREV FISCAL YR	20,100.00	20,110.43	0.00	20,110.43	0.00
5010-99-000-35376	BHSD 12 TO 17-State	100,000.00	100,000.00	9,136.45	50,050.40	-49,949.60
Revenue Total:		120,100.00	120,110.43	9,136.45	70,160.83	-49,949.60
Fund: 5010 - SUBSTANCE ABUSE PREV. Total:		120,100.00	120,110.43	9,136.45	70,160.83	-49,949.60
Fund: 5020 - DWI GRANT						
Revenue						
5020-99-000-30010	ACCTS RECV-PREV FISCAL YR	148,383.00	189,632.73	0.00	189,632.73	0.00
5020-99-000-31680	DRUG TESTING FEE-Misc	2,150.00	2,103.00	120.00	1,210.00	-893.00
5020-99-000-31681	SCRAM CLIENT FEES-Misc	14,671.00	12,100.00	0.00	4,848.02	-7,251.98
5020-99-000-31682	COMPLIANCE PROBATION FEES-Misc	31,509.00	33,457.00	4,721.00	36,144.50	2,687.50
5020-99-000-31683	D.W.I. SCREENING FEES-Misc	27,018.00	24,959.00	1,760.00	18,135.50	-6,823.50
5020-99-000-31684	TREATMENT BOOKS	10,877.00	11,163.00	880.00	8,175.00	-2,988.00
5020-99-000-31685	JUVENILE ADJUDICATION GRANT-Sta	35,000.00	22,000.00	7,032.43	12,893.62	-9,106.38
5020-99-000-34046	CDWI-TSB State	6,357.00	6,357.00	0.00	3,084.19	-3,272.81
5020-99-000-34048	TSD-UAD- State	50,000.00	50,000.00	0.00	6,000.00	-44,000.00
5020-99-000-34052	NM DFA-DWI PROGRAM GRANT-Sta	265,000.00	329,942.00	0.00	113,148.38	-216,793.62
5020-99-000-34054	NM DFA-DWI DETOX GRANT-State	150,000.00	150,000.00	0.00	60,418.32	-89,581.68
5020-99-000-34060	NM DFA-DWI DISTRIBUTION GRANT-	465,118.00	465,156.00	0.00	382,279.30	-82,876.70
Revenue Total:		1,206,083.00	1,206,083.00	14,513.43	835,969.56	-460,900.17
5020-00-000-39998	TRANSFER IN	247,674.00	247,674.00	0.00	123,837.00	-123,837.00
Fund: 5020 - DWI GRANT Total:		1,453,757.00	1,544,543.73	14,513.43	959,806.56	-584,737.17
Fund: 5050 - PERMANENT SUPPORTIVE HOUSING PROGRAM						
Revenue						
5050-99-000-30010	ACCTS RECV-PREV FISCAL YR	1,125.23	1,125.23	0.00	1,125.23	0.00
5050-99-000-31764	PSH-RIO RANCHO CDBG-Federal	14,032.00	14,032.00	2,599.12	8,514.37	-5,517.63
5050-99-000-31939	PSH-MFA COG GRANT-State	26,635.00	22,488.00	2,599.30	19,242.69	-3,245.31

Detail of Receipts

For Fiscal: 2018-2019 Period Ending: 04/30/2019

		Original	Current	Period	Fiscal	Variance
		Total Budget	Total Budget	Activity	Activity	Favorable (Unfavorable)
5050-99-000-31940	PSH-NMCEH-Misc	1,000.00	0.00	0.00	0.00	0.00
5050-99-000-35012	PSH-Grant B - Federal	100,389.00	100,389.00	0.00	88,241.56	-12,147.44
5050-99-000-35014	PSH GRANT A - Federal	191,151.00	191,151.00	0.00	144,115.88	-47,035.12
	Revenue Total:	334,332.23	334,332.23	5,198.42	261,239.73	-67,945.50
5050-00-000-39998	TRANSFER IN	90,035.00	90,035.00	0.00	45,017.50	-45,017.50
Fund: 5050 - PERMANENT SUPPORTIVE HOUSING PROGRAM	Total:	424,367.23	419,220.23	5,198.42	306,257.23	-112,963.00
Fund: 5100 - COMMUNITY SERVICES - GRANTS						
Revenue						
5100-99-000-31940	GRANT - NMDOH	14,684.00	16,684.00	0.00	14,365.00	-2,319.00
	Revenue Total:	14,684.00	16,684.00	0.00	14,365.00	-2,319.00
Fund: 5100 - COMMUNITY SERVICES - GRANTS	Total:	14,684.00	16,684.00	0.00	14,365.00	-2,319.00
Fund: 5250 - SENIOR SUPPORT PROGRAM						
Revenue						
5250-99-000-30010	ACCTS RECV-PREV FISCAL YR	1,500.00	1,500.00	0.00	0.00	-1,500.00
	Revenue Total:	1,500.00	1,500.00	0.00	0.00	-1,500.00
5250-00-000-39998	TRANSFER IN	1,792,718.00	1,792,718.00	0.00	896,359.00	-896,359.00
Fund: 5250 - SENIOR SUPPORT PROGRAM	Total:	1,794,218.00	1,794,218.00	0.00	896,359.00	-897,859.00
Fund: 5260 - SENIOR CITIZENS						
Revenue						
5260-99-000-30010	ACCTS RECV-PREV FISCAL YR	117,535.94	119,630.56	0.00	119,630.56	0.00
5260-99-000-31760	REFUNDS AND REIMBURSEMENTS	0.00	38.66	0.00	38.66	0.00
5260-99-000-31941	SR CITIZENS HOME DELIVERED-PI - M	53,000.00	53,000.00	3,983.01	40,373.04	-12,626.96
5260-99-000-31942	HOMEMAKER SERVICES-Program Inc	5,000.00	5,000.00	548.00	4,186.60	-813.40
5260-99-000-31944	SR CITIZENS TRANSPORTATION-PI - M	14,000.00	14,000.00	1,368.93	13,576.61	-423.39
5260-99-000-31945	SR CITIZENS CONGREGATE-PI - Misc.	119,000.00	119,000.00	7,281.45	97,858.87	-21,141.13
5260-99-000-31946	III-E RESPITE-PI - Misc	1,700.00	1,700.00	86.00	710.50	-989.50
5260-99-000-34302	SENIOR CITIZENS STATE HB-2	488,828.00	488,828.00	29,985.22	305,185.29	-183,642.71
5260-99-000-34310	SR EMPLOYMENT - TITLE 5 - State	52,236.00	49,012.00	2,597.00	26,529.00	-22,483.00
5260-99-000-35302	SENIOR CITIZENS FED-III-B	37,147.00	37,147.00	4,571.38	22,208.78	-14,938.22
5260-99-000-35304	SENIORS FEDERAL IIIE	10,196.00	10,196.00	962.60	6,025.10	-4,170.90
5260-99-000-35306	SENIOR CITIZENS FED-C-I	109,176.00	109,176.00	12,044.10	74,593.76	-34,582.24
5260-99-000-35308	SENIOR CITIZENS FED-C-2	22,547.00	22,547.00	2,952.30	15,289.56	-7,257.44
5260-99-000-35310	NSIP-FEDERAL	0.00	78,099.00	51,425.73	77,999.99	-99.01
5260-99-000-35311	TITLE IIIB CASE MANAGEMENT - Fed	22,831.00	22,831.00	2,432.34	17,846.84	-4,984.16
5260-99-000-35312	TITLE IIIB - HOMEMAKER-Federal	12,000.00	12,000.00	2,835.99	12,495.99	495.99
	Revenue Total:	1,065,196.94	1,065,196.94	123,074.05	834,549.15	-307,656.07
5260-00-000-39998	TRANSFER IN	182,073.00	132,931.00	0.00	66,466.00	-66,465.00
Fund: 5260 - SENIOR CITIZENS	Total:	1,247,269.94	1,275,136.22	123,074.05	901,015.15	-374,121.07
Fund: 5270 - SENIOR ANCILLARY						
Revenue						
5270-99-000-30010	SENIOR CITIZENS PRIOR-YR REV	22,639.83	22,639.83	0.00	22,639.83	0.00
5270-99-000-34304	SENIOR COMPANION PROGRAM-Sta	62,300.00	62,300.00	0.00	35,284.11	-27,015.89
5270-99-000-34306	SENIOR CITIZENS RSVP PROG-State	48,500.00	48,500.00	0.00	29,252.08	-19,247.92
5270-99-000-34312	FOSTER GRANDPARENT PROGRAM-S	48,741.00	48,741.00	0.00	24,506.25	-24,234.75
	Revenue Total:	182,180.83	182,180.83	0.00	111,682.27	-70,498.56
5270-00-000-39998	TRANSFER IN	55,632.00	55,632.00	0.00	27,816.00	-27,816.00
Fund: 5270 - SENIOR ANCILLARY	Total:	237,812.83	237,812.83	0.00	139,498.27	-98,314.56
Fund: 6011 - ECONOMIC DEVELOPMENT GRANT ACCOUNT						
Revenue						
6011-00-000-31940	GRANT REVENUE-LEADS	7,000.00	7,000.00	0.00	0.00	-7,000.00
6011-99-000-31764	GRANT REVENUE	0.00	900,000.00	500,000.00	500,000.00	-400,000.00
	Revenue Total:	7,000.00	907,000.00	500,000.00	500,000.00	-407,000.00
Fund: 6011 - ECONOMIC DEVELOPMENT GRANT ACCOUNT	Total:	7,000.00	907,000.00	500,000.00	500,000.00	-407,000.00

Detail of Receipts

For Fiscal: 2018-2019 Period Ending: 04/30/2019

		Original Total Budget	Current Total Budget	Period Activity	Fiscal Activity	Variance Favorable (Unfavorable)
Fund: 6020 - EL ZOCALO						
Revenue						
6020-00-000-31760	REFUNDS AND REIMBURSEMENTS	0.00	300.00	0.00	340.00	40.00
6020-99-000-31640	RENTAL	99,826.00	99,826.00	7,787.80	86,293.95	-13,532.05
6020-99-000-31642	EVENTS - DAMAGE DEPOSIT	16,000.00	16,000.00	1,600.00	8,600.00	-7,400.00
6020-99-000-31644	EVENTS - SECURITY DEPOSIT	5,000.00	5,000.00	225.00	2,825.00	-2,175.00
	Revenue Total:	120,826.00	121,126.00	9,612.80	98,058.95	-23,067.05
	Fund: 6020 - EL ZOCALO Total:	120,826.00	121,126.00	9,612.80	98,058.95	-23,067.05
Fund: 6030 - COUNTY FAIRGROUNDS MANAGEMENT						
Revenue						
6030-99-000-31640	RENTAL	10,000.00	10,000.00	1,900.00	5,069.00	-4,931.00
6030-99-000-31940	CDBG GRANT INCOME - FEDERAL	490,000.00	490,000.00	0.00	0.00	-490,000.00
	Revenue Total:	500,000.00	500,000.00	1,900.00	5,069.00	-494,931.00
6030-00-000-39998	TRANSFER IN	17,538.00	17,538.00	0.00	8,769.00	-8,769.00
	Fund: 6030 - COUNTY FAIRGROUNDS MANAGEMENT Total:	517,538.00	517,538.00	1,900.00	13,838.00	-503,700.00
Fund: 6090 - COUNTY BUSINESS DEVELOPMENT						
Revenue						
6090-00-000-31938	PARTNERSHIP REVENUE	0.00	23,500.00	0.00	23,500.00	0.00
	Revenue Total:	0.00	23,500.00	0.00	23,500.00	0.00
	Fund: 6090 - COUNTY BUSINESS DEVELOPMENT Total:	0.00	23,500.00	0.00	23,500.00	0.00
Fund: 6110 - LODGERS TAX						
Revenue						
6110-99-000-31760	REFUNDS AND REIMBURSEMENTS	0.00	134.84	0.00	134.84	0.00
6110-99-000-32000	LODGER'S TAX	13,000.00	13,000.00	891.46	10,967.19	-2,032.81
	Revenue Total:	13,000.00	13,134.84	891.46	11,102.03	-2,032.81
	Fund: 6110 - LODGERS TAX Total:	13,000.00	13,134.84	891.46	11,102.03	-2,032.81
Fund: 6120 - JEMEZ MOUNTAIN TRAIL GRANT						
Revenue						
6120-99-000-39999	TRANSFER OUT	-1,232.26	-1,232.26	0.00	-1,232.26	0.00
	Revenue Total:	-1,232.26	-1,232.26	0.00	-1,232.26	0.00
	Fund: 6120 - JEMEZ MOUNTAIN TRAIL GRANT Total:	-1,232.26	-1,232.26	0.00	-1,232.26	0.00
Fund: 6130 - CELL TOWER						
Revenue						
6130-99-000-31802	CELL TOWER HOLDING ACCT	5,000.00	25,500.00	5,000.00	30,500.00	5,000.00
	Revenue Total:	5,000.00	25,500.00	5,000.00	30,500.00	5,000.00
	Fund: 6130 - CELL TOWER Total:	5,000.00	25,500.00	5,000.00	30,500.00	5,000.00
Fund: 6131 - SUBDIVISION ENGINEERING FEES						
Revenue						
6131-00-000-31572	SUBDIVISION ENGINEERING FEES	10,000.00	10,000.00	0.00	5,000.00	-5,000.00
	Revenue Total:	10,000.00	10,000.00	0.00	5,000.00	-5,000.00
	Fund: 6131 - SUBDIVISION ENGINEERING FEES Total:	10,000.00	10,000.00	0.00	5,000.00	-5,000.00
Fund: 6140 - 2019 PUBLIC SAFETY COMMICATIONS BOND						
Revenue						
6140-99-000-32020	INTEREST REVENUE	0.00	6,554.06	5,301.62	17,328.21	10,774.15
6140-99-000-32180	BOND PROCEEDS	0.00	5,214,586.95	0.00	5,214,586.95	0.00
	Revenue Total:	0.00	5,221,141.01	5,301.62	5,231,915.16	10,774.15
	Fund: 6140 - 2019 PUBLIC SAFETY COMMICATIONS BOND Total:	0.00	5,221,141.01	5,301.62	5,231,915.16	10,774.15
Fund: 6141 - 2019 PUBLIC SAFETY PROJECT BOND						
Revenue						
6141-99-000-32020	INTEREST REVENUE	0.00	6,095.73	4,943.00	16,141.08	10,045.35

Detail of Receipts

For Fiscal: 2018-2019 Period Ending: 04/30/2019

		Original	Current	Period	Fiscal	Variance
		Total Budget	Total Budget	Activity	Activity	Favorable (Unfavorable)
6141-99-000-32180	BOND PROCEEDS	0.00	4,861,867.58	0.00	4,861,867.58	0.00
	Revenue Total:	0.00	4,867,963.31	4,943.00	4,878,008.66	10,045.35
	Fund: 6141 - 2019 PUBLIC SAFETY PROJECT BOND Total:	0.00	4,867,963.31	4,943.00	4,878,008.66	10,045.35
Fund: 6500 - LEGISLATIVE FUNDING						
Revenue						
6500-99-000-30010	ACCTS RECV-PREV FISCAL YR	671,993.42	879,787.23	0.00	879,787.23	0.00
6500-99-000-34100	LEGISLATIVE-SR. PROGRAM	1,032,553.00	1,032,553.00	0.00	342,843.39	-689,709.61
	Revenue Total:	1,704,546.42	1,912,340.23	0.00	1,222,630.62	-689,709.61
	Fund: 6500 - LEGISLATIVE FUNDING Total:	1,704,546.42	1,912,340.23	0.00	1,222,630.62	-689,709.61
Fund: 6502 - 2019 GO LIBRARY BOND						
Revenue						
6502-00-000-32180	BOND PROCEEDS	0.00	3,393,178.41	0.00	3,393,178.41	0.00
6502-99-000-32020	INTEREST INCOME	0.00	4,453.76	3,449.80	11,362.25	6,908.49
	Revenue Total:	0.00	3,397,632.17	3,449.80	3,404,540.66	6,908.49
6502-00-000-39999	TRANSFER OUT	-53,839.59	-53,941.91	0.00	-53,941.91	0.00
	Fund: 6502 - 2019 GO LIBRARY BOND Total:	-53,839.59	3,343,690.26	3,449.80	3,350,598.75	6,908.49
Fund: 6504 - ECONOMIC DEVELOPMENT PROJECTS ACCOUNT						
Revenue						
6504-99-000-31842	INCENTIVE PILOT PAYMENT	889,997.00	889,997.00	0.00	0.00	-889,997.00
6504-99-000-32020	INTEREST REVENUE	10,500.00	19,799.83	5,821.58	41,924.51	22,124.68
	Revenue Total:	900,497.00	909,796.83	5,821.58	41,924.51	-867,872.32
	Fund: 6504 - ECONOMIC DEVELOPMENT PROJECTS ACCOUNT Total:	900,497.00	909,796.83	5,821.58	41,924.51	-867,872.32
Fund: 6505 - ECONOMIC DEVELOPMENT INCENTIVE ACCOUNT						
Revenue						
6505-99-000-32020	INTEREST REVENUE	8,000.00	17,684.20	3,295.16	24,679.79	6,995.59
	Revenue Total:	8,000.00	17,684.20	3,295.16	24,679.79	6,995.59
	Fund: 6505 - ECONOMIC DEVELOPMENT INCENTIVE ACCOUNT Total:	8,000.00	17,684.20	3,295.16	24,679.79	6,995.59
Fund: 6506 - ENERGY EFFICIENCY PROJECT						
Revenue						
6506-99-000-31760	REFUNDS & REIMBURSEMENTS	340,000.00	340,000.00	0.00	0.00	-340,000.00
6506-99-000-32020	INTEREST REVENUE	5,000.00	5,000.00	45.84	1,923.16	-3,076.84
	Revenue Total:	345,000.00	345,000.00	45.84	1,923.16	-343,076.84
6506-99-000-39999	TRANSFER OUT	0.00	0.00	0.00	-189.00	-189.00
	Fund: 6506 - ENERGY EFFICIENCY PROJECT Total:	345,000.00	345,000.00	45.84	1,734.16	-343,265.84
	Report Total:	59,363,388.33	79,449,720.48	3,403,292.88	60,046,254.40	-19,403,466.08



Detail of Receipts

Account Summary

For Fiscal: 2018-2019 Period Ending: 04/30/2019

		Original Total Budget	Current Total Budget	Period Activity	Fiscal Activity	Variance Favorable (Unfavorable)
Fund: 8102 - DEBT SERVICE						
Revenue						
8102-00-000-32200	2015 FIRE PROTECTION	431,508.65	431,508.65	35,960.02	381,898.72	-49,609.93
8102-00-000-32210	2010 INFRASTRUCTURE	194,862.50	194,862.50	13,731.52	201,587.50	6,725.00
8102-00-000-32222	2016 GRT REVENUE	598,143.76	598,143.76	49,845.31	498,269.76	-99,874.00
8102-00-000-32224	LANDFILL REVENUES	928,846.00	928,846.00	77,403.83	558,476.42	-370,369.58
8102-00-000-32230	PILT REVENUE LOAN (NMFA)	655,674.75	655,674.75	0.00	0.00	-655,674.75
8102-99-000-32020	INTEREST REVENUE	0.00	0.00	-92.18	1,243.86	1,243.86
	Revenue Total:	2,809,035.66	2,809,035.66	176,848.50	1,641,476.26	-1,167,559.40
8102-00-000-39998	TRANSFER IN	215,561.88	215,561.88	0.00	215,561.88	0.00
Fund: 8102 - DEBT SERVICE	Total:	3,024,597.54	3,024,597.54	176,848.50	1,857,038.14	-1,167,559.40
Fund: 8104 - GO DEBT SERVICE						
Revenue						
8104-00-000-32180	BOND PROCEEDS	0.00	0.00	0.00	282,888.86	282,888.86
8104-99-000-31020	DEBT-CURR-YR-PROPERTY TAX	1,995,585.00	1,995,585.00	22,026.78	1,358,996.88	-636,588.12
8104-99-000-32020	INTEREST INCOME	2,500.00	4,315.70	1,676.85	10,525.04	6,209.34
8104-99-000-32180	BOND PROCEEDS	0.00	0.00	0.00	2,712.65	2,712.65
	Revenue Total:	1,998,085.00	1,998,085.00	23,703.63	1,655,123.43	-344,777.27
8104-00-000-39998	TRANSFER IN	53,839.59	53,941.91	0.00	53,941.91	0.00
Fund: 8104 - GO DEBT SERVICE	Total:	2,051,924.59	2,053,842.61	23,703.63	1,709,065.34	-344,777.27
Fund: 8106 - PLACITAS DEBT SERVICE						
Revenue						
8106-00-000-32020	INTEREST INCOME	15.00	24.37	17.94	92.88	68.51
8106-99-000-31020	DEBT-CURR-YR-PROPERTY TAX	22,173.00	22,173.00	238.97	17,314.28	-4,858.72
	Revenue Total:	22,188.00	22,197.37	256.91	17,407.16	-4,790.21
Fund: 8106 - PLACITAS DEBT SERVICE	Total:	22,188.00	22,197.37	256.91	17,407.16	-4,790.21
Fund: 8110 - INCENTIVE BOND DEBT SERVICE						
Revenue						
8110-00-000-31842	INTEL PILOT PAYMENT	8,295,485.00	8,295,485.00	0.00	9,150,000.00	854,515.00
8110-00-000-32020	INTEREST REVENUE	324,247.00	324,247.00	2.58	9,770.42	-314,476.58
	Revenue Total:	8,619,732.00	8,619,732.00	2.58	9,159,770.42	540,038.42
Fund: 8110 - INCENTIVE BOND DEBT SERVICE	Total:	8,619,732.00	8,619,732.00	2.58	9,159,770.42	540,038.42
Fund: 8112 - NMFA RESERVE - LANDFILL PROJECT LOAN						
Revenue						
8112-00-000-32020	INTEREST INCOME	9,030.00	9,030.00	989.46	9,343.83	313.83
	Revenue Total:	9,030.00	9,030.00	989.46	9,343.83	313.83
Fund: 8112 - NMFA RESERVE - LANDFILL PROJECT LOAN	Total:	9,030.00	9,030.00	989.46	9,343.83	313.83
Fund: 8114 - NMFA RESERVE - LANDFILL SYSTEM LOAN						
Revenue						
8114-00-000-39999	TRANSFER OUT	-215,561.88	-215,561.88	0.00	-215,561.88	0.00
	Revenue Total:	-215,561.88	-215,561.88	0.00	-215,561.88	0.00
Fund: 8114 - NMFA RESERVE - LANDFILL SYSTEM LOAN	Total:	-215,561.88	-215,561.88	0.00	-215,561.88	0.00
Fund: 8116 - PONDEROSA VFD - NMFA ACCOUNT PP-2479						
Revenue						
8116-99-000-32020	INTEREST INCOME	675.00	675.00	117.56	1,112.10	437.10
8116-99-000-33070	STATE FIRE ALLOTMENT	17,647.00	17,647.00	0.00	0.00	-17,647.00
	Revenue Total:	18,322.00	18,322.00	117.56	1,112.10	-17,209.90
Fund: 8116 - PONDEROSA VFD - NMFA ACCOUNT PP-2479	Total:	18,322.00	18,322.00	117.56	1,112.10	-17,209.90

Detail of Receipts

For Fiscal: 2018-2019 Period Ending: 04/30/2019

		Original Total Budget	Current Total Budget	Period Activity	Fiscal Activity	Variance Favorable (Unfavorable)
Fund: 8118 - ALGODONES VFD - NMFA ACCOUNT PP-2480						
Revenue						
8118-99-000-32020	INTEREST INCOME	25.00	84.78	16.81	151.67	66.89
8118-99-000-33070	STATE FIRE ALLOTMENT	9,174.00	9,174.00	0.00	8,999.00	-175.00
	Revenue Total:	9,199.00	9,258.78	16.81	9,150.67	-108.11
Fund: 8118 - ALGODONES VFD - NMFA ACCOUNT PP-2480 Total:						
		9,199.00	9,258.78	16.81	9,150.67	-108.11
Fund: 8120 - PLACITAS VFD - NMFA ACCOUNT PP-2481						
Revenue						
8120-99-000-32020	INTEREST INCOME	880.00	880.00	153.20	1,449.13	569.13
8120-99-000-33070	STATE FIRE ALLOTMENT	22,591.00	22,591.00	0.00	0.00	-22,591.00
	Revenue Total:	23,471.00	23,471.00	153.20	1,449.13	-22,021.87
Fund: 8120 - PLACITAS VFD - NMFA ACCOUNT PP-2481 Total:						
		23,471.00	23,471.00	153.20	1,449.13	-22,021.87
Fund: 8122 - LA MADERA VFD - NMFA ACCOUNT PP-2929						
Revenue						
8122-00-000-39999	TRANSFER OUT	-51.90	-51.90	0.00	-51.90	0.00
	Revenue Total:	-51.90	-51.90	0.00	-51.90	0.00
Fund: 8122 - LA MADERA VFD - NMFA ACCOUNT PP-2929 Total:						
		-51.90	-51.90	0.00	-51.90	0.00
Fund: 8124 - SOUTH FD - NMFA ACCOUNT PP-2930						
Revenue						
8124-99-000-32020	INTEREST INCOME	38.00	134.38	26.73	240.74	106.36
8124-99-000-33070	STATE FIRE ALLOTMENT	14,478.00	14,478.00	0.00	14,461.00	-17.00
	Revenue Total:	14,516.00	14,612.38	26.73	14,701.74	89.36
Fund: 8124 - SOUTH FD - NMFA ACCOUNT PP-2930 Total:						
		14,516.00	14,612.38	26.73	14,701.74	89.36
Fund: 8126 - PONDEROSA VFD - NMFA ACCOUT PP-2931						
Revenue						
8126-99-000-32020	INTEREST INCOME	34.00	121.04	24.08	216.86	95.82
8126-99-000-33070	STATE FIRE ALLOTMENT	13,042.00	13,042.00	0.00	13,027.00	-15.00
	Revenue Total:	13,076.00	13,163.04	24.08	13,243.86	80.82
Fund: 8126 - PONDEROSA VFD - NMFA ACCOUT PP-2931 Total:						
		13,076.00	13,163.04	24.08	13,243.86	80.82
Fund: 8128 - REGINA VFD - NMFA ACCOUNT PP-2932						
Revenue						
8128-99-000-32020	INTEREST INCOME	23.00	80.01	15.92	143.35	63.34
8128-99-000-33070	STATE FIRE ALLOTMENT	8,636.00	8,636.00	0.00	8,612.00	-24.00
	Revenue Total:	8,659.00	8,716.01	15.92	8,755.35	39.34
Fund: 8128 - REGINA VFD - NMFA ACCOUNT PP-2932 Total:						
		8,659.00	8,716.01	15.92	8,755.35	39.34
Fund: 8130 - ZIA PUEBLO VFD - NMFA ACCOUNT PP2933						
Revenue						
8130-99-000-32020	INTEREST INCOME	14.00	49.25	9.80	88.24	38.99
8130-99-000-33070	STATE FIRE ALLOTMENT	5,304.00	5,304.00	0.00	5,298.00	-6.00
	Revenue Total:	5,318.00	5,353.25	9.80	5,386.24	32.99
Fund: 8130 - ZIA PUEBLO VFD - NMFA ACCOUNT PP2933 Total:						
		5,318.00	5,353.25	9.80	5,386.24	32.99
Fund: 8132 - 2016 PILT REFUNDING RESERVE						
Revenue						
8132-99-000-32020	INTEREST INCOME	7,763.00	7,763.00	855.34	8,215.67	452.67
	Revenue Total:	7,763.00	7,763.00	855.34	8,215.67	452.67
Fund: 8132 - 2016 PILT REFUNDING RESERVE Total:						
		7,763.00	7,763.00	855.34	8,215.67	452.67
Fund: 8136 - REFUNDING DETENTION CTR CUBA (AMI-KIDS)						
Revenue						
8136-99-000-31640	RENTAL INCOME	317,602.28	317,602.28	26,466.94	128,204.88	-189,397.40
8136-99-000-32020	INTEREST INCOME	5,332.50	5,332.50	929.30	7,098.37	1,765.87

Detail of Receipts

For Fiscal: 2018-2019 Period Ending: 04/30/2019

		Original Total Budget	Current Total Budget	Period Activity	Fiscal Activity	Variance Favorable (Unfavorable)
	Revenue Total:	322,934.78	322,934.78	27,396.24	135,303.25	-187,631.53
8136-99-000-39998	TRANSFER IN	322,934.78	153,522.00	0.00	136,464.52	-17,057.48
Fund: 8136 - REFUNDING DETENTION CTR CUBA (AMI-KIDS) Total:		322,934.78	476,456.78	27,396.24	271,767.77	-204,689.01
Fund: 8138 - AMI-KIDS RENTAL INCOME						
Revenue						
8138-99-000-31640	RENTAL INCOME	0.00	0.00	0.00	0.02	0.02
8138-99-000-31760	LOAN REIMBURSEMENT	0.00	0.00	5,211.87	5,211.87	5,211.87
8138-99-000-32020	INTEREST INCOME	0.00	265.62	52.88	525.12	259.50
	Revenue Total:	0.00	0.00	5,264.75	5,737.01	5,471.39
8138-99-000-39998	TRANSFER IN	103,780.95	80,000.00	0.00	80,000.00	0.00
8138-99-000-39999	TRANSFER OUT	0.00	-153,522.00	0.00	-136,464.52	17,057.48
Fund: 8138 - AMI-KIDS RENTAL INCOME Total:		103,780.95	-73,256.38	5,264.75	-50,727.51	22,528.87
Fund: 8142 - 2018 DETENTION LOAN - DEBT SERVICE						
Revenue						
8142-99-000-31200	GRT - COUNTY CORRECTIONAL FACI	0.00	0.00	66,961.92	140,820.30	140,820.30
8142-99-000-32020	INTEREST	0.00	0.00	-11.28	-22.83	-22.83
8142-99-000-36000	LOAN PROCEEDS	0.00	0.00	0.00	60,816.51	60,816.51
	Revenue Total:	0.00	0.00	66,950.64	201,613.98	201,613.98
8142-99-000-39999	TRANSFER OUT	0.00	-60,816.51	0.00	-60,816.51	0.00
Fund: 8142 - 2018 DETENTION LOAN - DEBT SERVICE Total:		0.00	-60,816.51	66,950.64	140,797.47	201,613.98
Fund: 8190 - TAX PAYMENT ACCOUNT						
Revenue						
8190-00-000-31164	DEPOSITS TO TAX PAYMENT ACCOU	0.00	128,736,550.00	11,665,878.59	229,380,334.56	100,643,784.56
	Revenue Total:	0.00	128,736,550.00	11,665,878.59	229,380,334.56	100,643,784.56
Fund: 8190 - TAX PAYMENT ACCOUNT Total:		0.00	128,736,550.00	11,665,878.59	229,380,334.56	100,643,784.56
Fund: 8214 - 2007 PILT REVENUE BOND						
Revenue						
8214-00-000-32020	INTEREST INCOME	0.00	451.62	2.31	644.40	192.78
	Revenue Total:	0.00	451.62	2.31	644.40	192.78
Fund: 8214 - 2007 PILT REVENUE BOND Total:		0.00	451.62	2.31	644.40	192.78
Fund: 8234 - 2013 LANDFILL PROJECT LOAN						
Revenue						
8234-00-000-32020	INTEREST INCOME	300.00	762.50	140.30	1,322.83	560.33
	Revenue Total:	300.00	762.50	140.30	1,322.83	560.33
Fund: 8234 - 2013 LANDFILL PROJECT LOAN Total:		300.00	762.50	140.30	1,322.83	560.33
Fund: 8300 - SANDOVAL GENERAL FUND						
Revenue						
8300-99-000-32020	INVESTMENT INCOME (INTEREST)	6,000.00	72,879.08	6,932.46	123,065.85	50,186.77
	Revenue Total:	6,000.00	72,879.08	6,932.46	123,065.85	50,186.77
8300-99-000-39999	TRANSFER OUT	0.00	-50,000.00	0.00	-50,000.00	0.00
Fund: 8300 - SANDOVAL GENERAL FUND Total:		6,000.00	22,879.08	6,932.46	73,065.85	50,186.77
Fund: 8306 - BOND RESERVE FUNDS INVESTMENT						
Revenue						
8306-00-000-32020	INTEREST INCOME	200.00	3,167.96	218.80	5,431.56	2,263.60
	Revenue Total:	200.00	3,167.96	218.80	5,431.56	2,263.60
Fund: 8306 - BOND RESERVE FUNDS INVESTMENT Total:		200.00	3,167.96	218.80	5,431.56	2,263.60
Fund: 8310 - AMI-KIDS RESERVE FUND						
Revenue						
8310-00-000-32020	INTEREST INCOME	910.00	3,274.52	1,120.43	5,253.73	1,979.21
	Revenue Total:	910.00	3,274.52	1,120.43	5,253.73	1,979.21
8310-00-000-39999	TRANSFER OUT	-103,780.95	-80,000.00	0.00	-80,000.00	0.00
Fund: 8310 - AMI-KIDS RESERVE FUND Total:		-102,870.95	-76,725.48	1,120.43	-74,746.27	1,979.21

Detail of Receipts

For Fiscal: 2018-2019 Period Ending: 04/30/2019

		Original Total Budget	Current Total Budget	Period Activity	Fiscal Activity	Variance Favorable (Unfavorable)
Fund: 8313 - 8313						
Revenue						
8313-00-000-32020	INTEREST INCOME	800.00	800.00	0.00	0.00	-800.00
	Revenue Total:	800.00	800.00	0.00	0.00	-800.00
	Fund: 8313 - 8313 Total:	800.00	800.00	0.00	0.00	-800.00
Fund: 8314 - AMI-KIDS MAINTENANCE ACCT						
Revenue						
8314-00-000-32020	INTEREST INCOME	315.00	1,387.21	171.15	2,599.56	1,212.35
	Revenue Total:	315.00	1,387.21	171.15	2,599.56	1,212.35
	Fund: 8314 - AMI-KIDS MAINTENANCE ACCT Total:	315.00	1,387.21	171.15	2,599.56	1,212.35
Fund: 8316 - INDIGENT INVESTMENT ACCOUNT						
Revenue						
8316-00-000-32020	INTEREST INCOME	1,286.00	40,747.55	6,331.49	60,700.42	19,952.87
	Revenue Total:	1,286.00	40,747.55	6,331.49	60,700.42	19,952.87
	Fund: 8316 - INDIGENT INVESTMENT ACCOUNT Total:	1,286.00	40,747.55	6,331.49	60,700.42	19,952.87
Fund: 8317 - INDIGENT LGIP ACCOUNT						
Revenue						
8317-00-000-32020	INTEREST INCOME	0.00	2,873.10	2,357.22	11,050.95	8,177.85
	Revenue Total:	0.00	2,873.10	2,357.22	11,050.95	8,177.85
8317-00-000-39998	TRANSFER IN	0.00	50,000.00	0.00	50,000.00	0.00
8317-00-000-39999	TRANSFER OUT	0.00	0.00	0.00	-50,000.00	-50,000.00
	Fund: 8317 - INDIGENT LGIP ACCOUNT Total:	0.00	52,873.10	2,357.22	11,050.95	-41,822.15
Fund: 8318 - NMB-T CASH MANAGEMENT ACCOUNT						
Revenue						
8318-00-000-32020	INTEREST INCOME	5,500.00	108,443.46	17,118.47	180,261.08	71,817.62
	Revenue Total:	5,500.00	108,443.46	17,118.47	180,261.08	71,817.62
	Fund: 8318 - NMB-T CASH MANAGEMENT ACCOUNT Total:	5,500.00	108,443.46	17,118.47	180,261.08	71,817.62
Fund: 8319 - LGIP CASH MANAGEMENT ACCOUNT						
Revenue						
8319-99-000-32020	INTEREST INCOME	0.00	2,453.50	3,111.64	10,269.22	7,815.72
	Revenue Total:	0.00	2,453.50	3,111.64	10,269.22	7,815.72
8319-99-000-39998	TRANSFER IN	0.00	0.00	0.00	50,000.00	50,000.00
	Fund: 8319 - LGIP CASH MANAGEMENT ACCOUNT Total:	0.00	2,453.50	3,111.64	60,269.22	57,815.72
	Report Total:	13,950,428.13	142,850,619.59	12,006,015.01	242,661,797.76	99,811,178.17



Sandoval County, NM

Detail of Receipts Account Summary

For Fiscal: 2018-2019 Period Ending: 04/30/2019

		Original Total Budget	Current Total Budget	Period Activity	Fiscal Activity	Variance Favorable (Unfavorable)
Fund: 8390 - INMATE CUSTODIAL ACCOUNT						
Revenue						
8390-99-000-30030	INITIATING BALANCE	0.00	0.00	0.00	0.00	0.00
8390-99-000-31876	INMATE CUSTODIAL DEPOSITS	0.00	0.00	33,295.79	392,518.09	392,518.09
	Revenue Total:	0.00	0.00	33,295.79	392,518.09	392,518.09
	Fund: 8390 - INMATE CUSTODIAL ACCOUNT Total:	0.00	0.00	33,295.79	392,518.09	392,518.09
Fund: 8392 - 8392						
Revenue						
8392-99-000-30030	INITIATING BALANCE	0.00	0.00	0.00	0.00	0.00
8392-99-000-31432	COMMISSARY COMMISSIONS	0.00	0.00	0.00	0.00	0.00
	Revenue Total:	0.00	0.00	0.00	0.00	0.00
8392-99-000-39999	TRANSFER OUT	0.00	0.00	0.00	0.00	0.00
	Fund: 8392 - 8392 Total:	0.00	0.00	0.00	0.00	0.00
Fund: 8394 - 8394						
Revenue						
8394-99-000-30030	INITIATING BALANCE	0.00	0.00	0.00	0.00	0.00
8394-99-000-31878	INMATE BOND DEPOSITS	0.00	0.00	0.00	0.00	0.00
	Revenue Total:	0.00	0.00	0.00	0.00	0.00
8394-99-000-39999	TRANSFER OUT	0.00	0.00	0.00	0.00	0.00
	Fund: 8394 - 8394 Total:	0.00	0.00	0.00	0.00	0.00
Fund: 8396 - 8396						
Revenue						
8396-99-000-30030	INITIATING BALANCE	0.00	0.00	0.00	0.00	0.00
8396-99-000-31876	INMATE CUSTODIAL DEPOSITS	0.00	0.00	0.00	0.00	0.00
	Revenue Total:	0.00	0.00	0.00	0.00	0.00
8396-99-000-39999	TRANSFER OUT	0.00	0.00	0.00	0.00	0.00
	Fund: 8396 - 8396 Total:	0.00	0.00	0.00	0.00	0.00
Fund: 8999 - ARCHIVE - EMPLOYEE INSURANCE						
Revenue						
8999-00-000-30015	DEFERRED REVENUE	0.00	0.00	0.00	0.00	0.00
8999-99-000-30150	INSURANCE PREMIUM	0.00	0.00	493,716.08	3,691,109.17	3,691,109.17
8999-99-000-31760	REFUNDS AND REIMBURSEMENTS	0.00	0.00	0.00	359.94	359.94
	Revenue Total:	0.00	0.00	493,716.08	3,691,469.11	3,691,469.11
	Fund: 8999 - ARCHIVE - EMPLOYEE INSURANCE Total:	0.00	0.00	493,716.08	3,691,469.11	3,691,469.11
Fund: 9950 - FLEX PAYMENT ACCOUNT (NON COUNTY ACCT)						
Revenue						
9950-00-000-30000	UNDEFINE REVENUE	0.00	0.00	0.00	0.00	0.00
9950-00-000-30150	INSURANCE PREMIUMS	0.00	0.00	0.00	0.00	0.00
9950-00-000-31760	REFUNDS AND REIMBURSEMENTS	0.00	0.00	0.00	1,080.73	1,080.73
9950-00-000-35500	EMPLOYEE CONTRIBUTIONS	0.00	0.00	9,548.79	81,638.70	81,638.70
	Revenue Total:	0.00	0.00	9,548.79	82,719.43	82,719.43
	Fund: 9950 - FLEX PAYMENT ACCOUNT (NON COUNTY ACCT) Total:	0.00	0.00	9,548.79	82,719.43	82,719.43
	Report Total:	0.00	0.00	536,560.66	4,166,706.63	4,166,706.63

**FINANCIAL REPORT OF THE COUNTY TREASURER
TAX SCHEDULE MAINTENANCE REPORT
AS OF APRIL 30, 2019**

106th FY
SANDOVAL COUNTY

TAX YEAR	TOTAL TAXES CHARGED TO TREASURER	TOTAL NET ADJUSTMENTS TO DATE	NET TAXES CHARGED TO TREASURER	TAXES COLLECTED THIS MONTH	TAXES COLLECTED TO DATE	TAXES UNCOLLECTED TO DATE	PERCENTAGE COLLECTED
2009	\$113,377,538.50	(\$2,708,211.54) **	\$110,669,326.96	\$329.90	\$110,240,306.69	\$429,020.27	99.61%
2010	\$115,121,965.22	(\$1,383,143.31) **	\$113,738,821.91	\$1,455.46	\$113,433,002.76	\$305,819.15	99.73%
2011	\$111,937,985.80	\$56,729.58	\$111,994,715.38	\$664.36	\$111,691,045.99	\$303,669.39	99.73%
2012	\$114,443,115.48	(\$86,797.42)	\$114,356,318.06	\$2,868.43	\$113,997,233.16	\$359,084.90	99.69%
2013	\$115,726,180.71	(\$102,793.86)	\$115,623,386.85	\$3,014.76	\$115,221,469.37	\$401,917.48	99.65%
2014	\$115,146,019.09	\$797,995.32	\$115,944,014.41	\$7,489.44	\$115,499,120.03	\$444,894.38	99.62%
2015	\$118,878,983.27	\$229,363.22	\$119,108,346.49	\$9,519.67	\$118,502,970.02	\$605,376.47	99.49%
2016	\$124,297,473.78	\$246,650.68	\$124,544,124.46	\$97,773.10	\$123,518,024.06	\$1,026,100.40	99.18%
2017	\$114,824,481.20	(\$227,464.12)	\$114,597,017.08	\$78,720.52	\$112,784,256.12	\$1,812,760.96	98.42%
Sub Total	\$1,043,753,743.05	-\$3,177,671.45	\$1,040,576,071.60	\$201,835.64	\$1,034,887,428.20	\$5,688,643.40	99.45%
2018	\$119,830,398.58	\$189,876.54	\$120,020,275.12	\$5,442,952.21	\$76,394,735.09	\$43,625,540.03	63.65%
TOTALS	\$1,163,584,141.63	-\$2,987,794.91	\$1,160,596,346.72	\$5,644,787.85	\$1,111,282,163.29	\$49,314,183.43	95.75%

* Total includes abatements and paid taxes on closed accounts before the 2009 conversion.

**Adjustments for 2009 and 2010 include an unusually large number of property tax protests submitted for those tax years.

FINANCIAL REPORT OF THE COUNTY TREASURER
STATEMENT OF DEBT
FOR THE MONTH OF APRIL 2019

106th FY
SANDOVAL COUNTY

PURPOSE	DATE OF ISSUE	RATE OR AVERAGE RATE	ORIGINAL AMOUNT OF ISSUE	REDEEMED THIS MONTH	PRINCIPAL AMOUNT OUTSTANDING	TOTAL INTEREST REQUIRED	INTEREST PAID THIS MONTH	INTEREST PAID TO DATE	INTEREST OUTSTANDING
GENERAL OBLIGATION / PROPERTY TAX BASED BONDS AND LOANS									
2019 GO BONDS	01-19	2.43%	12,365,000	0.00	12,365,000	3,969,273.89	0.00	0.00	3,969,273.89
2016 GO REFUNDING LOAN	12-16	1.40%	1,470,000	0.00	745,000	47,801.48	0.00	39,825.53	7,975.95
2015 GO BONDS	05-15	2.00%	5,250,000	0.00	3,800,000	1,300,586.67	0.00	591,261.67	709,325.00
2013 GO BOND	11-13	2.00%	4,775,000	0.00	2,900,000	924,151.67	0.00	655,776.67	268,375.00
2011 GO BOND	12-11	2.00%	3,250,000	0.00	455,000	284,600.69	0.00	280,050.69	4,550.00
2000 PLACITAS HOMESTEAD BOND	03-00	6.51%	295,000	0.00	25,000	214,687.71	0.00	213,906.46	781.25
		TOTALS	15,040,000.00	0.00	7,925,000.00	2,771,828.22	0.00	1,780,821.02	991,007.20
REVENUE BONDS AND LOANS									
2018 DETENTION CENTER LOAN	06-18	3.65%	5,310,000	0.00	5,310,000	950,923.16	0.00	15,313.16	946,601.05
2017 GASOLINE TAX REFUNDING LOAN	03-17	2.25%	1,194,889	0.00	441,467	40,124.34	0.00	35,768.55	4,355.79
2016 PILT REFUNDING LOAN	12-16	1.44%	6,080,000	0.00	4,920,000	492,058.50	0.00	188,025.00	304,033.50
2016 GRT REVENUE	10-16	2.60%	6,845,000	0.00	6,485,000	2,267,228.10	0.00	510,468.60	1,756,759.50
2015 FIRE PROTECTION BOND	03-15	1.95%	2,025,000	0.00	420,000	122,150.99	0.00	113,824.49	8,326.50
2014 INCENTIVE PAYMENT REVENUE BOND**	07-14	2.09%	42,935,000	0.00	16,610,000	3,365,081.48	0.00	2,926,332.03	438,749.45
2013 NMFA LANDFILL PROJECT LOAN	11-13	2.10%	7,040,000	645,000.00	5,300,000	2,754,917.50	141,923.00	1,633,930.50	1,120,987.00
2012 DETENTION REFUNDING LOAN - CUBA	10-12	3.84%	4,339,661	0.00	3,336,513	1,880,070.46	0.00	833,802.15	1,046,268.31
2010 INFRASTRUCTURE REFUNDING BOND	05-10	4.15%	2,650,000	0.00	1,800,000	1,246,454.59	0.00	751,042.08	495,412.51
2010 NMED RURAL INFRASTRUCTURE LOAN	02-10	3.00%	1,017,576	0.00	727,400	350,365.82	0.00	188,603.64	161,762.18
		TOTALS	79,437,126.07	645,000.00	40,040,379.74	13,469,374.94	141,923.00	7,197,110.20	6,283,255.79
NEW MEXICO FINANCE AUTHORITY LOANS FOR FIRE EQUIPMENT									
2013 NMFA FIRE EQUIP LOAN (ZIA VFD)	06-13	1.63%	48,363	0.00	25,189.00	4,612.33	0.00	3,219.03	1,393.30
2013 NMFA FIRE EQUIP LOAN (REGINA VFD)	06-13	1.63%	78,590	0.00	40,932.00	7,495.30	0.00	5,240.03	2,255.27
2013 NMFA FIRE EQUIP LOAN (PONDEROSA VFD)	06-13	1.63%	118,892	0.00	61,924.00	11,316.03	0.00	7,903.30	3,412.73
2013 NMFA FIRE EQUIP LOAN (SOUTH VFD)	06-13	1.63%	131,990	0.00	68,745.00	12,562.46	0.00	8,773.86	3,788.60
2010 NMFA FIRE EQUIP LOAN (SOUTH VFD)	08-10	2.80%	201,985	0.00	65,951.00	36,131.60	0.00	32,758.78	3,372.82
2010 NMFA FIRE EQUIP LOAN (ALGODONES VFD)	08-10	2.80%	79,170	0.00	25,850.00	14,162.09	0.00	12,840.08	1,322.01
2010 NMFA FIRE EQUIP LOAN (PONDEROSA VFD)	08-10	2.80%	157,675	0.00	51,484.00	28,205.35	0.00	25,572.34	2,633.01
		TOTALS	816,665.00	0.00	340,075.00	114,485.16	0.00	96,307.42	18,177.74
GRAND TOTAL			95,293,791.07	645,000.00	48,305,454.74	16,355,688.32	141,923.00	9,074,238.64	7,292,440.73

FINANCIAL REPORT OF THE COUNTY TREASURER
STATEMENT OF DEBT
FOR THE MONTH OF APRIL 2019

106th FY
SANDOVAL COUNTY

PURPOSE	DATE OF ISSUE	RATE OR AVERAGE RATE	ORIGINAL AMOUNT OF ISSUE	REDEEMED THIS MONTH	PRINCIPAL AMOUNT OUTSTANDING	TOTAL INTEREST REQUIRED	INTEREST PAID THIS MONTH	INTEREST PAID TO DATE	INTEREST OUT-STANDING
CAPITAL LEASE PAYABLE									
2017 B ENERGY EFFICIENCY PROJECTS LEASE	11-07	3.19%	6,550,526	0.00	6,397,510.58	2,612,859.91	0.00	206,984.58	2,405,875.33
MATURED AND REFUNDED BONDS									
2012 GO BOND - Maturity Date 08/01/2018	11-12	2.00%	5,835,000	0.00	0	444,855.83	0.00	444,855.83	0.00
2013 NMFA LANDFILL REFUNDING LOAN (9)	08-13	0.31%	2,146,263	0.00	0.00	52,440.76	0.00	52,440.76	0.00
2013 NMFA FIRE EQUIP LOAN (LA MADERA VFD)(8)	06-13	0.81%	28,212	0.00	0.00	665.53	0.00	665.53	0.00
2010 ACQUISITION AND REFUNDING BOND (1)	04-10	3.00%	2,150,000	0.00	0.00	197,550.00	0.00	197,550.00	0.00
2005 FIRE PROTECTION BOND (2)	03-05	3.00%	5,000,000	0.00	0.00	1,461,106.28	0.00	1,461,106.28	0.00
2005 INCENTIVE PAYMENT REVENUE BOND (3)	09-05	3.50%	55,000,000	0.00	0.00	31,449,404.11	0.00	24,039,935.35	0.00
1999 GRT REFUNDING & IMPROVEMENT (4)	03-99	4.55%	4,800,000	0.00	0.00	2,054,139.47	0.00	2,054,139.47	0.00
2006 GO BOND (5)	12-06	4.00%	3,250,000	0.00	0.00	1,225,964.21	0.00	1,084,021.71	0.00
2007 PILT REVENUE BOND (6)	03-07	4.50%	10,000,000	0.00	0.00	4,728,746.83	0.00	3,267,389.33	0.00
2007 GRT REVENUE (7)	06-07	4.50%	10,000,000	0.00	0.00	3,859,544.76	0.00	3,859,544.76	0.00

** Payments for the Incentive Revenue Bonds are provided by the Intel Corporation under agreement.

Sandoval County had entered into a lease purchase agreement with Sterling National Bank in the amount of \$6,550,526.00 for the acquisition of solar and energy efficiency equipment for County facilities.

- (1) 2010 Acquisition Bond matured 4/1/2015
- (2) 2005 Fire Protection Bond refunded 3/15/2015 with proceeds from the 2015 Fire Protection Bond
- (3) 2005 Incentive Revenue Bonds refunded 6/1/2015 with proceeds from the 2014 Incentive Payment Revenue Bonds
- (4) 1999 GRT Refunding & Improvement Bond matured 3/15/2015
- (5) 2006 GO Bond refunded 12/15/16 with proceeds from the 2016 GO Refunding Loan
- (6) 2007 PILT Revenue Bond refunded 12/15/16 with proceeds from the 2016 PILT Refunding Loan
- (7) 2007 GRT Revenue Bond refunded 6/1/17 with proceeds from 2016 GRT Refunding Loan
- (8) 2013 NMFA Fire Equipment loan paid in full 5/01/2018
- (9) 2013 NMFA Landfill Refunding loan paid in full 5/01/2019



21 Scarsdale Road
Yonkers, New York 10707

April 2019

Reporting Activity 04/01 - 04/30

Page 1 of 2

RETURN SERVICE REQUESTED

COUNTY OF SANDOVAL
STERLING NATIONAL BANK ESCROW ACCOUNT
1500 IDALIA BLDG D
BERNALILLO NM 87004-6303

Contact Us

- Client Services 855-274-2800
- Mailing Address 21 Scarsdale Road
Yonkers, NY 10707
- Online Access <https://www.snb.com>



SUMMARY OF ACCOUNTS

ACCOUNT TYPE	ACCOUNT NUMBER	ENDING BALANCE
MUNICIPAL MONEY MARKET		\$550,093.84

MUNICIPAL MONEY MARKET -

Account Summary

Date	Description	
04/01/2019	Beginning Balance	\$550,048.00
	0 Debit(s) this period	\$0.00
	0 Credit(s) this period	\$0.00
04/30/2019	Ending Balance	\$550,093.84

Interest Summary

Description	
Interest Earned From 04/01/2019 Through 04/30/2019	
Annual Percentage Yield Earned	0.1000%
Interest Days	30
Interest Earned	\$45.84
Interest Paid This Period	\$45.84
Interest Paid Year-to-Date	\$316.15
Interest Withheld Year-to-Date	\$0.00
Average Ledger Balance	\$550,048.00
Average Available Balance	\$550,048.00

Transaction Activity

Transaction Date	Description	Debits	Credits	Balance
04/01/2019	Beginning Balance			\$550,048.00
04/30/2019	INTEREST DEPOSIT		\$45.84	\$550,093.84
04/30/2019	Ending Balance			\$550,093.84



04113 2421740 005861 011761 0001/0001



**APRIL 2019
INVESTMENT ACCOUNTS SUMMARY**

NEW MEXICO BANK & TRUST WEALTH MANAGEMENT & LGIP- JANUARY 1, 2019 THROUGH DECEMBER 31, 2019

ALL ACCOUNTS	TOTAL OF ALL GENERAL FUND ACCOUNTS	TOTAL OF ALL ECONOMIC DEVELOPMENT FUND ACCOUNTS	TOTAL OF ALL RESERVE, BOND, AND AGENCY FUND ACCOUNTS	TOTAL OF ALL INVESTMENT ACCOUNTS
Beginning Value	YEAR TO DATE	YEAR TO DATE	YEAR TO DATE	YEAR TO DATE
as of January 1, 2019	\$ 14,649,616.26	\$ 3,382,753.41	\$ 484,422.57	\$ 18,516,792.24
Cash/Security Transfers	\$ (463.94)	\$ (14.16)	\$ (33.20)	\$ (511.30)
Contributions	\$ 1,620,000.00	\$ 200,000.00	\$ -	\$ 1,820,000.00
Income	\$ 89,766.14	\$ 26,988.77	\$ 4,003.02	\$ 120,757.93
Fees	\$ (6,111.14)	\$ (637.05)	\$ (422.33)	\$ (7,170.52)
Withdrawals	\$ (1,620,000.00)	\$ (200,000.00)	\$ -	\$ (1,820,000.00)
Change in account value	\$ 74,759.77	\$ 2,112.36	\$ 1,907.67	\$ 78,779.80
Market Value as of April 30, 2019	\$ 14,807,567.09	\$ 3,411,203.33	\$ 489,877.73	\$ 18,708,648.15

GENERAL FUND, CASH MANAGEMENT AND INDIGENT FUND ACCOUNTS

ECONOMIC DVLPT ACCOUNTS

ALL ACCOUNTS	SANDOVAL GENERAL FUND ACCOUNT	SANDOVAL CASH MANAGEMENT ACCOUNT	SANDOVAL CASH MANAGEMENT LGIP	SANDOVAL COUNTY INDIGENT FUND	SANDOVAL COUNTY INDIGENT FUND LGIP	ECONOMIC DEVELOPMENT INCENTIVE FUND	ECONOMIC DEVELOPMENT INCENTIVE FUND LGIP
Beginning Value	YEAR TO DATE	YEAR TO DATE	YEAR TO DATE	YEAR TO DATE	YEAR TO DATE	YEAR TO DATE	MONTHLY
as of January 1, 2019	\$ 4,260,130.47	\$ 6,605,727.41	\$ 692,453.50	\$ 2,138,431.78	\$ 952,873.10	\$ 633,260.43	\$ 2,749,492.98
Cash/Security Transfers	\$ (33.08)	\$ (322.85)	\$ -	\$ (108.01)	\$ -	\$ (14.16)	\$ -
Contributions	\$ -	\$ -	\$ 1,227,000.00	\$ -	\$ 393,000.00	\$ -	\$ 200,000.00
Income	\$ 26,140.57	\$ 36,992.24	\$ 7,981.32	\$ 10,300.15	\$ 8,351.86	\$ 5,077.39	\$ 21,911.38
Fees	\$ (409.48)	\$ (4,029.92)	\$ (165.60)	\$ (1,332.13)	\$ (174.01)	\$ (180.00)	\$ (457.05)
Withdrawals	\$ (532,000.00)	\$ (695,000.00)	\$ -	\$ (393,000.00)	\$ -	\$ (200,000.00)	\$ -
Change in account value	\$ 24,488.76	\$ 39,178.15	\$ -	\$ 11,092.86	\$ -	\$ 2,112.36	\$ -
Market Value as of April 30, 2019	\$ 3,778,317.24	\$ 5,982,545.03	\$ 1,927,269.22	\$ 1,765,384.65	\$ 1,354,050.95	\$ 440,256.02	\$ 2,970,947.31

RESERVE, BOND AND AGENCY FUND ACCOUNTS

ALL ACCOUNTS	SANDOVAL BOND RESERVE ACCOUNT	2012 AMI KIDS BOND	AMI KIDS MAINTENANCE FUND	PROJECT FUND
Beginning Value	YEAR TO DATE	YEAR TO DATE	YEAR TO DATE	YEAR TO DATE
as of January 1, 2019	\$ 231,696.97	\$ 159,759.44	\$ 92,966.16	\$ -
Cash/Security Transfers	\$ (14.16)	\$ (14.16)	\$ (4.88)	\$ -
Contributions	\$ -	\$ -	\$ -	\$ -
Income	\$ 1,917.82	\$ 1,401.69	\$ 683.51	\$ -
Fees	\$ (180.00)	\$ (180.00)	\$ (62.33)	\$ -
Withdrawals	\$ -	\$ -	\$ -	\$ -
Change in account value	\$ 539.94	\$ 771.68	\$ 596.05	\$ -
Market Value as of April 30, 2019	\$ 233,960.57	\$ 161,738.65	\$ 94,178.51	\$ -

Overview of Your Account - County of Sandoval - General Fund

Activity Summary

	This Period (\$)	Year to Date (\$)
Beginning Market Value	3,831,384.78	4,260,130.47
Cash and security transfers	-7.95	-33.08
Contributions	0.00	0.00
Income & Capital Gain Distributions	5,427.55	26,140.57
Fees	-95.22	-409.48
Withdrawals	-60,000.00	-532,000.00
Change in Account Value	1,608.08	24,488.76
Market Value on Apr 30, 2019	\$3,778,317.24	\$3,778,317.24

Income Earned


	This Period (\$)	Year to Date (\$)
Taxable Income	5,427.55	26,140.57
Tax-Exempt Income	0.00	0.00
Tax-Deferred Income	0.00	0.00
Total Income Earned	\$5,427.55	\$26,140.57
Total Short Term Realized Capital Gain/Loss	\$0.00	\$34.63
Total Long Term Realized Capital Gain/Loss	-\$6.33	\$391.82
Total Realized Capital Gain/Loss	-\$6.33	\$426.45

This summary is for your reference. It is not intended for tax-reporting purposes. Taxable income is taxable at the federal level and may be taxable at the state level.

Asset Allocation on April 30, 2019

	Market Value (\$)	Percent
■ Fixed Income	3,770,163.92	100%
■ Cash and Cash Equivalents	8,248.54	0%
Subtotal	\$3,778,412.46	100%
Pending Transactions	-95.22	
Total of Your Account	\$3,778,317.24	

Pending Transactions could include any of the following items: overdrawn portfolios within the account, cash transfers posted after the last sweep run at month end, purchases placed after the last sweep run at month end, non marketable securities that are classified as liabilities or assets in the account with negative market value.



Your Asset Summary on April 30, 2019

	Market Value	Cost Basis	Unrealized Gain or Loss	Estimated Annual Income	Yield at Market	% of Account
County of Sandoval - General Fund						
Fixed Income	3,770,163.92	3,792,442.13	-22,278.21	67,350.32	1.79%	99.78%
Cash and Cash Equivalents	8,153.32	8,153.32	0.00	183.94	2.26%	0.22%
Total for County of Sandoval -General Fund	\$3,778,317.24	\$3,800,595.45	-\$22,278.21	\$67,534.26	1.79%	100.00%

Your Portfolio Holdings on April 30, 2019

	Number of Shares	Share Price	Market Value	Cost Basis	Unrealized Gain or Loss	Est. Ann. Inc. / Yield at Market	% of Account
Fixed Income							
Taxable							
Fannie Mae Pool FN 735439 6% 01 Sep 2019 CUSIP: 31402RBG3	29.19	99.9459	29.17	94.83	-65.66	1.75 6.00%	0.00%
Fannie Mae Pool FN 745238 6% 01 Dec 2020 CUSIP: 31403C4X6	139.77	100.488	140.45	398.49	-258.04	8.39 5.97%	0.00%
Fannie Mae Pool FN 745832 6% 01 Apr 2021 CUSIP: 31403DSV2	135.85	101.4607	137.83	351.51	-213.68	8.15 5.91%	0.00%
Federal Farm Credit Banks 1.5% 06 Jul 2021 CUSIP: 3133EGKA2	600,000.00	98.2432	589,458.99	600,000.00	-10,541.01	9,000.00 1.53%	15.60%
Federal Home Loan Mortgage Corp 1.25% 24 May 2019 CUSIP: 3134G9LD7	450,000.00	99.9214	449,646.47	448,556.70	1,089.77	5,625.00 1.25%	11.90%
Federal Home Loan Mortgage Corp Step Cpn 1.25% 30 Jun 2021 CUSIP: 3134G9D79	200,000.00	99.1122	198,224.49	199,710.00	-1,485.51	2,500.00 1.26%	5.25%
Federal Home Loan Mortgage Corp Step Cpn 1.25% 30 Sep 2021 CUSIP: 3134GAMZ4	400,000.00	98.944	395,775.96	399,715.87	-3,939.91	5,000.00 1.26%	10.47%
Federal Home Loan Mortgage Corp Step Cpn 2.5% 29 Oct 2020 CUSIP: 3134G73S8	15,000.00	99.9909	14,998.63	14,996.25	2.38	375.00 2.50%	0.40%
S Q 503831 CUSIP: 83164EHG5	4,401.13	99.409	4,375.12	0.47	4,374.65	132.03 3.02%	0.12%
United States Treasury Note/Bond 1.5% 15 Apr 2020 CUSIP: 912828X21	350,000.00	99.1563	347,046.88	344,298.83	2,748.05	5,250.00 1.51%	9.18%
United States Treasury Note/Bond 1.625% 30 Nov 2020 CUSIP: 912828M98	350,000.00	98.9141	346,199.22	348,605.47	-2,406.25	5,687.50 1.64%	9.16%

Your Portfolio Holdings on April 30, 2019 (continued)

	Number of Shares	Share Price	Market Value	Cost Basis	Unrealized Gain or Loss	Est. Ann. Inc. / Yield at Market	% of Account
Fixed Income (Continued)							
<i>Taxable (Continued)</i>							
United States Treasury Note/Bond 2% 31 Jul 2022 CUSIP: 912828XQ8	1,025,000.00	99.2109	1,016,912.11	1,020,959.97	-4,047.86	20,500.00 2.02%	26.92%
United States Treasury Note/Bond 3.125% 15 May 2021 CUSIP: 912828QN3	82,000.00	101.6797	83,377.35	84,071.96	-694.61	2,562.50 3.07%	2.21%
Total Taxable			\$3,446,322.67	\$3,461,760.35	-\$15,437.68	\$56,650.32 1.64%	91.21%
<i>Tax Exempt</i>							
New Mexico St Severance Tax Txbl-Severance Tax Bonds-Ser C 23 Jun 2016 2% 01 Jul 2020 CUSIP: 647310Y21	225,000.00	99.357	223,553.25	227,264.37	-3,711.12	4,500.00 2.01%	5.92%
Santa Fe Nm Wtr Utility Sys Ca Build America Bonds 15 Dec 2009 6.2% 01 Jun 2039 CUSIP: 802169BQ4	100,000.00	100.288	100,288.00	103,417.41	-3,129.41	6,200.00 6.18%	2.65%
Total Tax Exempt			\$323,841.25	\$330,681.78	-\$6,840.53	\$10,700.00 3.30%	8.57%
Total Fixed Income			\$3,770,163.92	\$3,792,442.13	-\$22,278.21	\$67,350.32 1.79%	99.78%
Cash and Cash Equivalents							
<i>Cash and Cash Equivalents</i>							
Heartland - Wide Savings CUSIP: HTLFMM001	8,248.54	1.00	8,248.54	8,248.54	0.00	183.94 2.23%	0.22%

Your Portfolio Holdings on April 30, 2019 (continued)

	Number of Shares	Share Price	Market Value	Cost Basis	Unrealized Gain or Loss	Est. Ann. Inc. / Yield at Market	% of Account
Cash and Cash Equivalents (Continued)							
<i>Cash and Cash Equivalents (Continued)</i>							
US Dollar	-95.22	1.00	-95.22	-95.22	0.00	0.00	0.00%
Spot Currency: USD							
Total Cash and Cash Equivalents			\$8,153.32	\$8,153.32	\$0.00	\$183.94 2.26%	0.22%
Total Cash and Cash Equivalents			\$8,153.32	\$8,153.32	\$0.00	\$183.94 2.26%	0.22%
Total For Your Portfolio			\$3,778,317.24	\$3,800,595.45	-\$22,278.21	\$67,534.26 1.79%	100.00%

Your Transaction Detail

Trade Date	Transaction Description	Amount	Realized G/L
County of Sandoval - General Fund			
Disbursements			
<i>Cash Transfers</i>			
April 3, 2019	Cash Transfer - Gross Receipts Tax To G053Z01 HTLF New Mexico Gross Receipts Tax Capital (Capital)	-7.95	0.00
April 3, 2019			
Total Cash Transfers		-\$7.95	\$0.00
<i>Fees</i>			
April 25, 2019	Wealth Advisory Fee, Computed	-95.22	0.00
April 25, 2019			
Total Fees		-\$95.22	\$0.00
<i>Other</i>			
April 11, 2019	Cash Disbursement - Due Bill Paid Via ACH, Paid To State of NM Local Government Investment Pool, Per	-60,000.00	0.00
April 11, 2019	client request NM STO LGIP 7977		
Total Other		-\$60,000.00	\$0.00
Total Disbursements		-\$60,103.17	\$0.00
Corporate Actions/Income			
<i>Dividends</i>			
April 1, 2019	Daily Rate Income on Heartland - Wide Savings For Period of 03/01/19 to 03/31/19 Due on 04/01/19	176.93	0.00
April 1, 2019			
April 1, 2019	Daily Rate Income on Heartland - Wide Savings For Period of 03/01/19 to 03/31/19 Due on 04/01/19	0.03	0.00
April 1, 2019			
Total Dividends		\$176.96	\$0.00
<i>Interest</i>			
April 1, 2019	Interest Payment 0.0125 USD Federal Home Loan Mortgage Corp Step Cpn 1.25% 30 Sep 2021 For	2,500.00	0.00
April 1, 2019	400,000.00 Par Value Due on 04/01/19 With Ex Date 03/30/19		
April 15, 2019	Interest Payment 0.015 USD United States Treasury Note/Bond 1.5% 15 Apr 2020 For 350,000.00 Par	2,625.00	0.00
April 15, 2019	Value Due on 04/15/19 With Ex Date 04/15/19		
April 25, 2019	Interest Payment of 0.0025 USD on 4,508.44 Current Face for S Q 503831 Due On 04/25/19 With Ex	11.27	0.00
April 25, 2019	Date 03/01/19		
April 25, 2019	Interest Payment of 0.06 USD on 148.76 Current Face for Fannie Mae Pool FN 745832 6% 01 Apr	0.74	0.00
April 25, 2019	2021 Due On 04/25/19 With Ex Date 04/01/19		

Your Transaction Detail (continued)

Trade Date	Transaction Description	Amount	Realized G/L
County of Sandoval - General Fund (Continued) Corporate			
Actions/Income (Continued)			
Interest (Continued)			
April 25, 2019	Interest Payment of 0.06 USD on 44.28 Current Face for Fannie Mae Pool FN 735439 6% 01 Sep	0.22	0.00
April 25, 2019	2019 Due On 04/25/19 With Ex Date 04/01/19		
April 25, 2019	Interest Payment of 0.06 USD on 171.75 Current Face for Fannie Mae Pool FN 745238 6% 01 Dec	0.86	0.00
April 25, 2019	2020 Due On 04/25/19 With Ex Date 04/01/19		
April 29, 2019	Interest Payment 0.015 USD Federal Home Loan Mortgage Corp Step Cpn 1.5% 29 Oct 2020 For	112.50	0.00
April 29, 2019	15,000.00 Par Value Due on 04/29/19 With Ex Date 04/29/19		
Total Interest		\$5,250.59	\$0.00
Other			
March 1, 2019	Principal Payment of 1 USD on 311,817.00 Par Value for S Q 503831 Due On 04/25/19 With Ex Date	107.31	0.00
April 25, 2019	03/01/19		
March 1, 2019	Principal Payment of 107.31 Current Face on 311,817.00 Par Value for S Q 503831 Due On 03/01/19	0.00	107.30
March 1, 2019	With Ex Date 03/01/19		
April 1, 2019	Principal Payment of 1 USD on 58,000.00 Par Value for Fannie Mae Pool FN 745832 6% 01 Apr 2021	12.91	0.00
April 25, 2019	Due On 04/25/19 With Ex Date 04/01/19		
April 1, 2019	Principal Payment of 12.91 Current Face on 58,000.00 Par Value for Fannie Mae Pool FN 745832 6%	0.00	-20.49
April 1, 2019	01 Apr 2021 Due On 04/01/19 With Ex Date 04/01/19		
April 1, 2019	Principal Payment of 1 USD on 259,000.00 Par Value for Fannie Mae Pool FN 745238 6% 01 Dec	31.98	0.00
April 25, 2019	2020 Due On 04/25/19 With Ex Date 04/01/19		
April 1, 2019	Principal Payment of 1 USD on 320,000.00 Par Value for Fannie Mae Pool FN 735439 6% 01 Sep	15.09	0.00
April 25, 2019	2019 Due On 04/25/19 With Ex Date 04/01/19		
April 1, 2019	Principal Payment of 31.98 Current Face on 259,000.00 Par Value for Fannie Mae Pool FN 745238	0.00	-59.20
April 1, 2019	6% 01 Dec 2020 Due On 04/01/19 With Ex Date 04/01/19		
April 1, 2019	Principal Payment of 15.09 Current Face on 320,000.00 Par Value for Fannie Mae Pool FN 735439	0.00	-33.94
April 1, 2019	6% 01 Sep 2019 Due On 04/01/19 With Ex Date 04/01/19		
Total Other		\$167.29	-\$6.33
Total Corporate Actions/Income		\$5,594.84	-\$6.33
Cash Sweep Activity			
April 30, 2019	Sweep sales totaling -0.03 units of Heartland - Wide Savings for Cash (Capital) (1 Transactions)	0.03	0.00
April 30, 2019			

Your Transaction Detail (continued)

Trade Date	Transaction Description	Amount	Realized G/L
County of Sandoval - General Fund (Continued) Cash Sweep Activity (Continued)			
April 30, 2019	Sweep purchases totaling 0.03 units of Heartland - Wide Savings for Cash (Capital) (1 Transactions)	-0.03	0.00
April 30, 2019			
April 30, 2019	Sweep sales totaling -60,193.22 units of Heartland - Wide Savings for ALM (Capital) (4 Transactions)	60,193.22	0.00
April 30, 2019			
April 30, 2019	Sweep purchases totaling 5,702.12 units of Heartland - Wide Savings for ALM (Capital) (8 Transactions)	-5,702.12	0.00
April 30, 2019			
Total Cash Sweep Activity		\$54,491.10	\$0.00
Total County of Sandoval - General Fund		-\$17.23	-\$6.33

Overview of Your Account - County of Sandoval Cash Management ALM

Activity Summary

	This Period (\$)	Year to Date (\$)
Beginning Market Value	6,065,426.56	6,605,727.41
Cash and security transfers	-78.46	-322.85
Contributions	0.00	0.00
Income & Capital Gain Distributions	16,722.52	36,992.24
Fees	-970.23	-4,029.92
Withdrawals	-100,000.00	-695,000.00
Change in Account Value	1,444.64	39,178.15
Market Value on Apr 30, 2019	\$5,982,545.03	\$5,982,545.03

Income Earned


	This Period (\$)	Year to Date (\$)
Taxable Income	16,722.52	36,992.24
Tax-Exempt Income	0.00	0.00
Tax-Deferred Income	0.00	0.00
Total Income Earned	\$16,722.52	\$36,992.24
Total Short Term Realized Capital Gain/Loss	\$0.00	\$127.92
Total Long Term Realized Capital Gain/Loss	\$0.00	\$1,838.82
Total Realized Capital Gain/Loss	\$0.00	\$1,966.74

This summary is for your reference. It is not intended for tax-reporting purposes. Taxable income is taxable at the federal level and may be taxable at the state level.

Asset Allocation on April 30, 2019

	Market Value (\$)	Percent
■ Cash and Cash Equivalents	5,554.89	100%
Subtotal	\$5,554.89	100%
Client Directed	5,976,990.14	
Total of Your Account	\$5,982,545.03	

Pending Transactions could include any of the following items: overdrawn portfolios within the account, cash transfers posted after the last sweep run at month end, purchases placed after the last sweep run at month end, non marketable securities that are classified as liabilities or assets in the account with negative market value.



Your Asset Summary on April 30, 2019

	Market Value	Cost Basis	Unrealized Gain or Loss	Estimated Annual Income	Yield at Market	% of Account
County of Sandoval Cash Management ALM						
Fixed Income	5,963,627.64	5,988,353.18	-24,725.54	109,956.25	1.84%	99.68%
Cash and Cash Equivalents	18,917.39	18,917.39	0.00	421.85	2.23%	0.32%
Total for County of Sandoval Cash Management ALM	\$5,982,545.03	\$6,007,270.57	-\$24,725.54	\$110,378.10	1.85%	100.00%

Your Portfolio Holdings on April 30, 2019

	Number of Shares	Share Price	Market Value	Cost Basis	Unrealized Gain or Loss	Est. Ann. Inc. / Yield at Market	% of Account
Fixed Income							
Taxable							
Discover Bank 3% 16 Aug 2021 CUSIP: 254673SV9	225,000.00	101.08	227,430.00	225,000.00	2,430.00	6,750.00 2.97%	3.80%
Federal Farm Credit Banks 1.5% 06 Jul 2021 CUSIP: 3133EGKA2	500,000.00	98.2432	491,215.83	500,000.00	-8,784.17	7,500.00 1.53%	8.21%
Federal Home Loan Banks 2.05% 29 Jun 2022 CUSIP: 3130ABMB9	650,000.00	99.068	643,942.00	648,050.00	-4,108.00	13,325.00 2.07%	10.77%
Federal Home Loan Banks Step Cpn 2% 16 Dec 2021 CUSIP: 3130AA6M5	75,000.00	99.666	74,749.50	74,887.50	-138.00	1,500.00 2.01%	1.25%
Federal Home Loan Mortgage Corp Step Cpn 1.25% 25 May 2021 CUSIP: 3134G9KJ5	350,000.00	99.3748	347,811.75	347,738.77	72.98	4,375.00 1.26%	5.81%
Federal Home Loan Mortgage Corp Step Cpn 1.25% 30 Jun 2021 CUSIP: 3134G9D79	500,000.00	99.1122	495,561.22	499,275.00	-3,713.78	6,250.00 1.26%	8.28%
Federal Home Loan Mortgage Corp Step Cpn 1.25% 30 Sep 2021 CUSIP: 3134GAMC5	500,000.00	98.9445	494,722.66	499,250.00	-4,527.34	6,250.00 1.26%	8.27%
Federal Home Loan Mortgage Corp Step Cpn 2.5% 29 Oct 2020 CUSIP: 3134G73S8	440,000.00	99.9909	439,959.84	439,890.00	69.84	11,000.00 2.50%	7.35%
Federal National Mortgage Association 1.58% 30 Dec 2019 CUSIP: 3136G4JU8	500,000.00	99.495	497,475.00	499,500.00	-2,025.00	7,900.00 1.59%	8.32%
Federal National Mortgage Association 2% 17 Feb 2022 CUSIP: 3136G2DF1	285,000.00	99.108	282,457.80	285,000.00	-2,542.20	5,700.00 2.02%	4.72%
JPMorgan Chase Bank NA 3.05% 14 Aug 2021 CUSIP: 48128FNR9	225,000.00	100.195	225,438.75	225,000.00	438.75	6,862.50 3.04%	3.77%

Your Portfolio Holdings on April 30, 2019 (continued)

	Number of Shares	Share Price	Market Value	Cost Basis	Unrealized Gain or Loss	Est. Ann. Inc. / Yield at Market	% of Account
Fixed Income (Continued)							
<i>Taxable (Continued)</i>							
United States Treasury Note/Bond 1.5% 31 Oct 2019 CUSIP: 912828F62	500,000.00	99.5313	497,656.25	497,519.53	136.72	7,500.00 1.51%	8.32%
United States Treasury Note/Bond 1.875% 31 Oct 2022 CUSIP: 912828M49	300,000.00	98.7266	296,179.69	297,539.06	-1,359.37	5,625.00 1.90%	4.95%
United States Treasury Note/Bond 2.125% 30 Jun 2021 CUSIP: 912828WR7	255,000.00	99.6875	254,203.13	251,324.41	2,878.72	5,418.75 2.13%	4.25%
United States Treasury Note/Bond 2% 30 Nov 2022 CUSIP: 912828M80	300,000.00	99.1172	297,351.56	299,554.69	-2,203.13	6,000.00 2.02%	4.97%
United States Treasury Note/Bond 2% 31 Jul 2022 CUSIP: 912828XQ8	50,000.00	99.2109	49,605.47	49,753.91	-148.44	1,000.00 2.02%	0.83%
United States Treasury Note/Bond 2% 31 Oct 2021 CUSIP: 912828F96	350,000.00	99.3906	347,867.19	349,070.31	-1,203.12	7,000.00 2.01%	5.81%
Total Taxable			\$5,963,627.64	\$5,988,353.18	-\$24,725.54	\$109,956.25 1.84%	99.68%
Total Fixed Income			\$5,963,627.64	\$5,988,353.18	-\$24,725.54	\$109,956.25 1.84%	99.68%

Your Portfolio Holdings on April 30, 2019 (continued)

	Number of Shares	Share Price	Market Value	Cost Basis	Unrealized Gain or Loss	Est. Ann. Inc. / Yield at Market	% of Account
Cash and Cash Equivalents							
<i>Cash and Cash Equivalents</i>							
Heartland - Wide Savings CUSIP: HTLFMM001	18,917.39	1.00	18,917.39	18,917.39	0.00	421.85 2.23%	0.32%
Total Cash and Cash Equivalents			\$18,917.39	\$18,917.39	\$0.00	\$421.85 2.23%	0.32%
Total Cash and Cash Equivalents			\$18,917.39	\$18,917.39	\$0.00	\$421.85 2.23%	0.32%
Total For Your Portfolio			\$5,982,545.03	\$6,007,270.57	-\$24,725.54	\$110,378.10 1.85%	100.00%

Your Transaction Detail

Trade Date	Transaction Description	Amount	Realized G/L
County of Sandoval Cash Management ALM			
Disbursements			
Cash Transfers			
April 3, 2019 April 3, 2019	Cash Transfer - Gross Receipts Tax To G053Z01 HTLF New Mexico Gross Receipts Tax Capital (Capital)	-78.46	0.00
Total Cash Transfers		-\$78.46	\$0.00
Fees			
April 25, 2019 April 25, 2019	Wealth Advisory Fee, Computed	-970.23	0.00
Total Fees		-\$970.23	\$0.00
Other			
April 11, 2019 April 11, 2019	Cash Disbursement - Due Bill Paid Via ACH, Paid To State of NM Local Government Investment Pool, Per client request NM STO LGIP 7977	-100,000.00	0.00
Total Other		-\$100,000.00	\$0.00
Total Disbursements		-\$101,048.69	\$0.00
Corporate Actions/Income			
Dividends			
April 1, 2019 April 1, 2019	Daily Rate Income on Heartland - Wide Savings For Period of 03/01/19 to 03/31/19 Due on 04/01/19	7.36	0.00
April 1, 2019 April 1, 2019	Daily Rate Income on Heartland - Wide Savings For Period of 03/01/19 to 03/31/19 Due on 04/01/19	227.66	0.00
Total Dividends		\$235.02	\$0.00
Interest			
April 1, 2019 April 1, 2019	Interest Payment 0.0125 USD Federal Home Loan Mortgage Corp Step Cpn 1.25% 30 Sep 2021 For 500,000.00 Par Value Due on 04/01/19 With Ex Date 03/30/19	3,125.00	0.00
April 29, 2019 April 29, 2019	Interest Payment 0.015 USD Federal Home Loan Mortgage Corp Step Cpn 1.5% 29 Oct 2020 For 440,000.00 Par Value Due on 04/29/19 With Ex Date 04/29/19	3,300.00	0.00
April 30, 2019 April 30, 2019	Interest Payment 0.01875 USD United States Treasury Note/Bond 1.875% 31 Oct 2022 For 300,000.00 Par Value Due on 04/30/19 With Ex Date 04/30/19	2,812.50	0.00
April 30, 2019 April 30, 2019	Interest Payment 0.02 USD United States Treasury Note/Bond 2% 31 Oct 2021 For 350,000.00 Par Value Due on 04/30/19 With Ex Date 04/30/19	3,500.00	0.00

Your Transaction Detail (continued)

Trade Date	Transaction Description	Amount	Realized G/L
County of Sandoval Cash Management ALM (Continued) Corporate			
Actions/Income (Continued)			
<i>Interest (Continued)</i>			
April 30, 2019	Interest Payment 0.015 USD United States Treasury Note/Bond 1.5% 31 Oct 2019 For 500,000.00 Par	3,750.00	0.00
April 30, 2019	Value Due on 04/30/19 With Ex Date 04/30/19		
Total Interest		\$16,487.50	\$0.00
Total Corporate Actions/Income		\$16,722.52	\$0.00
Cash Sweep Activity			
April 30, 2019	Sweep sales totaling -1,048.69 units of Heartland - Wide Savings for Cash (Capital) (2 Transactions)	1,048.69	0.00
April 30, 2019			
April 30, 2019	Sweep purchases totaling 4,110.02 units of Heartland - Wide Savings for Cash (Capital) (2 Transactions)	-4,110.02	0.00
April 30, 2019			
April 30, 2019	Sweep sales totaling -104,102.66 units of Heartland - Wide Savings for Directed (Capital) (1 Transactions)	104,102.66	0.00
April 30, 2019			
April 30, 2019	Sweep purchases totaling 16,715.16 units of Heartland - Wide Savings for Directed (Capital) (4 Transactions)	-16,715.16	0.00
April 30, 2019			
Total Cash Sweep Activity		\$84,326.17	\$0.00
Total County of Sandoval Cash Management ALM		\$0.00	\$0.00



New Mexico State Treasurer's Office
 P.O. Box 5135
 Santa Fe, NM 87505
 505-955-1120

Account Statement
 Report Period 2019-04-01 through 2019-04-30
 Page 1 of 1

Local Govt Investment Pool

SANDOVAL CO. TREASURER'S
 PO BOX 40
 BERNALILLO, NM 87004

Participant ID:
 Title of Account: CASH MANAGEMENT
 Fund #:

Income and Administrative Fee Summary		Account Summary	
Gross Income Accrued this statement period	\$3,827.89	Beginning Balance	\$1,764,157.58
Monthly percentage yield earned	2.48528828%	Deposits	\$160,000.00
Average monthly balance	\$1,873,935.88	Withdrawals	\$0.00
Administrative Fee Rate	0.05%	Income	\$3,176.20
Admin. Fee withheld this statement period	(\$77.01)	Transfer In	\$0.00
		Transfer Out	\$0.00
		Ending Balance	\$1,927,269.22

Date	Activity	Description	Amount
2019-04-01	Income	Distributed Income	\$3,176.20
2019-04-01	Fees	Distributed Income	(\$64.56)
2019-04-11	Deposits		\$160,000.00
Net Transaction Total			\$163,111.64

New Mexico Local Government Investment Pool (LGIP) deposits are not guaranteed or insured by any bank, the State of New Mexico, the Federal Deposit Insurance Corporation, the Federal Reserve Bond, or any other agency. New Mexico LGIP deposits involve certain investment risks. Yield and total return may fluctuate and are not guaranteed.

Additional Notes:

Overview of Your Account - County of Sandoval Indigent Needs ALM

Activity Summary

	This Period (\$)	Year to Date (\$)
Beginning Market Value	1,959,053.16	2,138,431.78
Cash and security transfers	-25.65	-108.01
Contributions	0.00	0.00
Income & Capital Gain Distributions	5,709.17	10,300.15
Fees	-314.89	-1,332.13
Withdrawals	-200,000.00	-393,000.00
Change in Account Value	962.86	11,092.86
Market Value on Apr 30, 2019	\$1,765,384.65	\$1,765,384.65

Income Earned


	This Period (\$)	Year to Date (\$)
Taxable Income	5,709.17	10,300.15
Tax-Exempt Income	0.00	0.00
Tax-Deferred Income	0.00	0.00
Total Income Earned	\$5,709.17	\$10,300.15
Total Short Term Realized Capital Gain/Loss	\$0.00	\$0.00
Total Long Term Realized Capital Gain/Loss	\$0.00	\$1,061.34
Total Realized Capital Gain/Loss	\$0.00	\$1,061.34

This summary is for your reference. It is not intended for tax-reporting purposes. Taxable income is taxable at the federal level and may be taxable at the state level.

Asset Allocation on April 30, 2019

	Market Value (\$)	Percent
■ Fixed Income	1,755,403.03	99%
■ Cash and Cash Equivalents	9,981.62	1%
Total of Your Account	\$1,765,384.65	100%

Pending Transactions could include any of the following items: overdrawn portfolios within the account, cash transfers posted after the last sweep run at month end, purchases placed after the last sweep run at month end, non marketable securities that are classified as liabilities or assets in the account with negative market value.



Your Asset Summary on April 30, 2019

	Market Value	Cost Basis	Unrealized Gain or Loss	Estimated Annual Income	Yield at Market	% of Account
County of Sandoval Indigent Needs ALM						
Fixed Income	1,755,403.03	1,760,966.52	-5,563.49	24,600.00	1.40%	99.43%
Cash and Cash Equivalents	9,981.62	9,981.62	0.00	222.59	2.23%	0.57%
Total for County of Sandoval Indigent Needs ALM	\$1,765,384.65	\$1,770,948.14	-\$5,563.49	\$24,822.59	1.41%	100.00%

Your Portfolio Holdings on April 30, 2019

	Number of Shares	Share Price	Market Value	Cost Basis	Unrealized Gain or Loss	Est. Ann. Inc. / Yield at Market	% of Account
Fixed Income							
<i>Fixed Income</i>							
United States Treasury Bill Zero 18 Jul 2019 CUSIP: 912796QR3	240,000.00	99.4788	238,749.17	234,637.77	4,111.40	0.00	13.52%
Total Fixed Income			\$238,749.17	\$234,637.77	\$4,111.40	\$0.00	13.52%
<i>Taxable</i>							
Federal Farm Credit Banks 1.5% 06 Jul 2021 CUSIP: 3133EGKA2	250,000.00	98.2432	245,607.91	250,000.00	-4,392.09	3,750.00 1.53%	13.91%
Federal Home Loan Mortgage Corp Step Cpn 1.25% 30 Jun 2021 CUSIP: 3134G9D79	300,000.00	99.1122	297,336.73	299,565.00	-2,228.27	3,750.00 1.26%	16.84%
Federal Home Loan Mortgage Corp Step Cpn 1.25% 30 Sep 2021 CUSIP: 3134GAMC5	220,000.00	98.9445	217,677.97	219,670.00	-1,992.03	2,750.00 1.26%	12.33%
Federal Home Loan Mortgage Corp Step Cpn 2.5% 29 Oct 2020 CUSIP: 3134G73S8	200,000.00	99.9909	199,981.75	199,950.00	31.75	5,000.00 2.50%	11.33%
Federal National Mortgage Association 1.58% 30 Dec 2019 CUSIP: 3136G4JU8	250,000.00	99.495	248,737.50	249,750.00	-1,012.50	3,950.00 1.59%	14.09%
Federal National Mortgage Association 2% 17 Feb 2022 CUSIP: 3136G2DF1	150,000.00	99.108	148,662.00	150,000.00	-1,338.00	3,000.00 2.02%	8.42%
United States Treasury Note/Bond 1.5% 15 Apr 2020 CUSIP: 912828X21	160,000.00	99.1563	158,650.00	157,393.75	1,256.25	2,400.00 1.51%	8.99%
Total Taxable			\$1,516,653.86	\$1,526,328.75	-\$9,674.89	\$24,600.00 1.62%	85.91%
Total Fixed Income			\$1,755,403.03	\$1,760,966.52	-\$5,563.49	\$24,600.00 1.40%	99.43%

Your Portfolio Holdings on April 30, 2019 (continued)

	Number of Shares	Share Price	Market Value	Cost Basis	Unrealized Gain or Loss	Est. Ann. Inc. / Yield at Market	% of Account
Cash and Cash Equivalents							
<i>Cash and Cash Equivalents</i>							
Heartland - Wide Savings CUSIP: HTLFMM001	9,981.62	1.00	9,981.62	9,981.62	0.00	222.59 2.23%	0.57%
Total Cash and Cash Equivalents			\$9,981.62	\$9,981.62	\$0.00	\$222.59 2.23%	0.57%
Total Cash and Cash Equivalents			\$9,981.62	\$9,981.62	\$0.00	\$222.59 2.23%	0.57%
Total For Your Portfolio			\$1,765,384.65	\$1,770,948.14	-\$5,563.49	\$24,822.59 1.41%	100.00%

Your Transaction Detail

Trade Date	Transaction Description	Amount	Realized G/L
County of Sandoval Indigent Needs ALM			
Disbursements			
<i>Cash Transfers</i>			
April 3, 2019 April 3, 2019	Cash Transfer - Gross Receipts Tax To G053Z01 HTLF New Mexico Gross Receipts Tax Capital (Capital)	-25.65	0.00
Total Cash Transfers		-\$25.65	\$0.00
<i>Fees</i>			
April 25, 2019 April 25, 2019	Wealth Advisory Fee, Computed	-314.89	0.00
Total Fees		-\$314.89	\$0.00
<i>Other</i>			
April 11, 2019 April 11, 2019	Cash Disbursement - Due Bill Paid Via ACH, Paid To State of NM Local Government Investment Pool, Per client request NM STO LGIP 7976	-200,000.00	0.00
Total Other		-\$200,000.00	\$0.00
Total Disbursements		-\$200,340.54	\$0.00
Corporate Actions/Income			
<i>Dividends</i>			
April 1, 2019 April 1, 2019	Daily Rate Income on Heartland - Wide Savings For Period of 03/01/19 to 03/31/19 Due on 04/01/19	4.00	0.00
April 1, 2019 April 1, 2019	Daily Rate Income on Heartland - Wide Savings For Period of 03/01/19 to 03/31/19 Due on 04/01/19	5.17	0.00
Total Dividends		\$9.17	\$0.00
<i>Interest</i>			
April 1, 2019 April 1, 2019	Interest Payment 0.0125 USD Federal Home Loan Mortgage Corp Step Cpn 1.25% 30 Sep 2021 For 220,000.00 Par Value Due on 04/01/19 With Ex Date 03/30/19	1,375.00	0.00
April 1, 2019 April 1, 2019	Interest Payment 0.01625 USD United States Treas Nts Note 31 Mar 2019 For 200,000.00 Par Value Due on 04/01/19 With Ex Date 03/31/19	1,625.00	0.00
April 15, 2019 April 15, 2019	Interest Payment 0.015 USD United States Treasury Note/Bond 1.5% 15 Apr 2020 For 160,000.00 Par Value Due on 04/15/19 With Ex Date 04/15/19	1,200.00	0.00
April 29, 2019 April 29, 2019	Interest Payment 0.015 USD Federal Home Loan Mortgage Corp Step Cpn 1.5% 29 Oct 2020 For 200,000.00 Par Value Due on 04/29/19 With Ex Date 04/29/19	1,500.00	0.00
Total Interest		\$5,700.00	\$0.00

Your Transaction Detail (continued)

Trade Date	Transaction Description	Amount	Realized G/L
County of Sandoval Indigent Needs ALM (Continued) Corporate Actions/Income (Continued)			
<i>Other</i>			
April 1, 2019	Final Maturity 1 USD United States Treas Nts Note 31 Mar 2019 For 200,000.00 Par Value Due on	200,000.00	0.00
April 1, 2019	04/01/19 With Ex Date 03/31/19		
April 1, 2019	Final Maturity 100:100 Debit 200,000.00 United States Treas Nts Note 31 Mar 2019 For 200,000.00	0.00	0.00
April 1, 2019	Par Value of United States Treas Nts Note 31 Mar 2019 Due on 04/01/19 With Ex Date 03/31/19		
Total Other		\$200,000.00	\$0.00
Total Corporate Actions/Income		\$205,709.17	\$0.00
<i>Other</i>			
April 1, 2019	Adjustment - Accreted Market Discount Current Year of United States Treas Nts Note 31 Mar 2019 -	0.00	0.00
April 1, 2019	Adjustment Amount of \$1,000.00, Federal Cost \$1,000.00, State Cost \$1,000.00		
Total Other		\$0.00	\$0.00
Cash Sweep Activity			
April 30, 2019	Sweep sales totaling -200,000.00 units of Heartland - Wide Savings for ALM (Capital) (1 Transactions)	200,000.00	0.00
April 30, 2019			
April 30, 2019	Sweep purchases totaling 205,704.00 units of Heartland - Wide Savings for ALM (Capital) (4	-205,704.00	0.00
April 30, 2019	Transactions)		
April 30, 2019	Sweep sales totaling -2,809.07 units of Heartland - Wide Savings for Cash (Capital) (3 Transactions)	2,809.07	0.00
April 30, 2019			
April 30, 2019	Sweep purchases totaling 2,473.70 units of Heartland - Wide Savings for Cash (Capital) (2	-2,473.70	0.00
April 30, 2019	Transactions)		
Total Cash Sweep Activity		-\$5,368.63	\$0.00
Total County of Sandoval Indigent Needs ALM		\$0.00	\$0.00



New Mexico State Treasurer's Office
 P.O. Box 5135
 Santa Fe, NM 87505
 505-955-1120

Account Statement
 Report Period 2019-04-01 through 2019-04-30
 Page 1 of 1

Local Govt Investment Pool

SANDOVAL CO. TREASURER'S
 PO BOX 40
 BERNALILLO, NM 87004

Participant ID:
 Title of Account: INDIGENT (HCAP)
 Fund #:

Income and Administrative Fee Summary		Account Summary	
Gross Income Accrued this statement period	\$2,629.74	Beginning Balance	\$1,151,693.73
Monthly percentage yield earned	2.48528828%	Deposits	\$200,000.00
Average monthly balance	\$1,287,384.28	Withdrawals	\$0.00
Administrative Fee Rate	0.05%	Income	\$2,406.13
Admin. Fee withheld this statement period	(\$52.91)	Transfer In	\$0.00
		Transfer Out	\$0.00
		Ending Balance	\$1,354,050.95

Date	Activity	Description	Amount
2019-04-01	Income	Distributed Income	\$2,406.13
2019-04-01	Fees	Distributed Income	(\$48.91)
2019-04-11	Deposits		\$200,000.00
Net Transaction Total			\$202,357.22

New Mexico Local Government Investment Pool (LGIP) deposits are not guaranteed or insured by any bank, the State of New Mexico, the Federal Deposit Insurance Corporation, the Federal Reserve Bond, or any other agency. New Mexico LGIP deposits involve certain investment risks. Yield and total return may fluctuate and are not guaranteed.

Additional Notes:

Overview of Your Account - County of Sandoval - New Economic Development Incentive Account

Activity Summary

	This Period (\$)	Year to Date (\$)
Beginning Market Value	636,960.86	633,260.43
Cash and security transfers	-3.54	-14.16
Contributions	0.00	0.00
Income & Capital Gain Distributions	3,695.87	5,077.39
Fees	-45.00	-180.00
Withdrawals	-200,000.00	-200,000.00
Change in Account Value	-352.17	2,112.36
Market Value on Apr 30, 2019	\$440,256.02	\$440,256.02

Income Earned

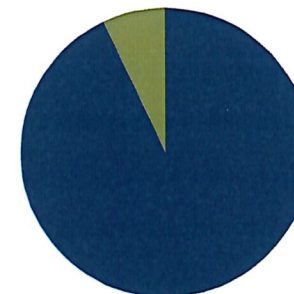
	This Period (\$)	Year to Date (\$)
Taxable Income	3,695.87	5,077.39
Tax-Exempt Income	0.00	0.00
Tax-Deferred Income	0.00	0.00
Total Income Earned	\$3,695.87	\$5,077.39
Total Short Term Realized Capital Gain/Loss	\$0.00	\$0.00
Total Long Term Realized Capital Gain/Loss	\$0.00	\$0.00
Total Realized Capital Gain/Loss	\$0.00	\$0.00

This summary is for your reference. It is not intended for tax-reporting purposes. Taxable income is taxable at the federal level and may be taxable at the state level.

Asset Allocation on April 30, 2019

	Market Value (\$)	Percent
■ Fixed Income	411,564.31	93%
■ Cash and Cash Equivalents	28,691.71	7%
Total of Your Account	\$440,256.02	100%

Pending Transactions could include any of the following items: overdrawn portfolios within the account, cash transfers posted after the last sweep run at month end, purchases placed after the last sweep run at month end, non marketable securities that are classified as liabilities or assets in the account with negative market value.



Your Asset Summary on April 30, 2019

	Market Value	Cost Basis	Unrealized Gain or Loss	Estimated Annual Income	Yield at Market	% of Account
County of Sandoval - New Economic Development Incentive Account						
Fixed Income	411,564.31	414,152.50	-2,588.19	6,750.00	1.64%	93.48%
Cash and Cash Equivalents	28,691.71	28,691.71	0.00	625.72	2.18%	6.52%
Total for County of Sandoval -New Economic Development Incentive Account	\$440,256.02	\$442,844.21	-\$2,588.19	\$7,375.72	1.68%	100.00%

Your Portfolio Holdings on April 30, 2019

	Number of Shares	Share Price	Market Value	Cost Basis	Unrealized Gain or Loss	Est. Ann. Inc. / Yield at Market	% of Account
Fixed Income							
<i>Taxable</i>							
Federal Home Loan Mortgage Corp Step Cpn 1.25% 30 Sep 2021 CUSIP: 3134GAMC5	210,000.00	98.9445	207,783.52	209,685.00	-1,901.48	2,625.00 1.26%	47.19%
Federal Home Loan Mortgage Corp Step Cpn 2.5% 29 Oct 2020 CUSIP: 3134G73S8	5,000.00	99.9909	4,999.54	4,998.75	0.79	125.00 2.50%	1.14%
United States Treasury Note/Bond 2% 31 Oct 2021 CUSIP: 912828F96	200,000.00	99.3906	198,781.25	199,468.75	-687.50	4,000.00 2.01%	45.15%
Total Taxable			\$411,564.31	\$414,152.50	-\$2,588.19	\$6,750.00 1.64%	93.48%
Total Fixed Income			\$411,564.31	\$414,152.50	-\$2,588.19	\$6,750.00 1.64%	93.48%
Cash and Cash Equivalents							
<i>Cash and Cash Equivalents</i>							
Federated US Treasury Cash Reserves CUSIP: 60934N674	8,388.21	1.00	8,388.21	8,388.21	0.00	172.96 2.06%	1.91%
Heartland - Wide Savings CUSIP: HTLFMM001	20,303.50	1.00	20,303.50	20,303.50	0.00	452.76 2.23%	4.61%
Total Cash and Cash Equivalents			\$28,691.71	\$28,691.71	\$0.00	\$625.72 2.18%	6.52%
Total Cash and Cash Equivalents			\$28,691.71	\$28,691.71	\$0.00	\$625.72 2.18%	6.52%
Total For Your Portfolio			\$440,256.02	\$442,844.21	-\$2,588.19	\$7,375.72 1.68%	100.00%

Your Transaction Detail

Trade Date	Transaction Description	Amount	Realized G/L
County of Sandoval - New Economic Development Incentive Account			
Disbursements			
Cash Transfers			
April 3, 2019	Cash Transfer - Gross Receipts Tax To G053Z01 HTLF New Mexico Gross Receipts Tax Capital (Capital)	-3.54	0.00
April 3, 2019			
Total Cash Transfers		-\$3.54	\$0.00
Fees			
April 25, 2019	Wealth Advisory Fee, Computed	-45.00	0.00
April 25, 2019			
Total Fees		-\$45.00	\$0.00
Other			
April 11, 2019	Cash Disbursement - Due Bill Paid Via ACH, Paid To State of NM Local Government Investment Pool, Per	-200,000.00	0.00
April 11, 2019	client request NM STO LGIP 7973		
Total Other		-\$200,000.00	\$0.00
Total Disbursements		-\$200,048.54	\$0.00
Corporate Actions/Income			
Dividends			
March 29, 2019	Daily Rate Income on Federated US Treasury Cash Reserves For Period of 03/01/19 to 03/31/19 Due on	14.39	0.00
March 29, 2019	03/29/19 Reinvested \$14.39 at \$1.00 For 14.39 Units		
April 1, 2019	Daily Rate Income on Heartland - Wide Savings For Period of 03/01/19 to 03/31/19 Due on 04/01/19	6.94	0.00
April 1, 2019			
April 1, 2019	Daily Rate Income on Heartland - Wide Savings For Period of 03/01/19 to 03/31/19 Due on 04/01/19	324.54	0.00
April 1, 2019			
Total Dividends		\$345.87	\$0.00
Interest			
April 1, 2019	Interest Payment 0.0125 USD Federal Home Loan Mortgage Corp Step Cpn 1.25% 30 Sep 2021 For	1,312.50	0.00
April 1, 2019	210,000.00 Par Value Due on 04/01/19 With Ex Date 03/30/19		
April 29, 2019	Interest Payment 0.015 USD Federal Home Loan Mortgage Corp Step Cpn 1.5% 29 Oct 2020 For	37.50	0.00
April 29, 2019	5,000.00 Par Value Due on 04/29/19 With Ex Date 04/29/19		

Your Transaction Detail (continued)

Trade Date	Transaction Description	Amount	Realized G/L
County of Sandoval - New Economic Development Incentive Account (Continued) Corporate Actions/Income (Continued)			
<i>Interest (Continued)</i>			
April 30, 2019	Interest Payment 0.02 USD United States Treasury Note/Bond 2% 31 Oct 2021 For 200,000.00 Par	2,000.00	0.00
April 30, 2019	Value Due on 04/30/19 With Ex Date 04/30/19		
Total Interest		\$3,350.00	\$0.00
Total Corporate Actions/Income		\$3,695.87	\$0.00
Cash Sweep Activity			
April 30, 2019	Sweep sales totaling -3,695.49 units of Heartland - Wide Savings for Cash (Capital) (3 Transactions)	3,695.49	0.00
April 30, 2019			
April 30, 2019	Sweep purchases totaling 3,653.89 units of Heartland - Wide Savings for Cash (Capital) (2 Transactions)	-3,653.89	0.00
April 30, 2019			
April 30, 2019	Sweep sales totaling -200,000.00 units of Heartland - Wide Savings for ALM (Capital) (1 Transactions)	200,000.00	0.00
April 30, 2019			
April 30, 2019	Sweep purchases totaling 3,674.54 units of Heartland - Wide Savings for ALM (Capital) (4 Transactions)	-3,674.54	0.00
April 30, 2019			
Total Cash Sweep Activity		\$196,367.06	\$0.00
Total County of Sandoval - New Economic Development Incentive Account		\$14.39	\$0.00



New Mexico State Treasurer's Office
 P.O. Box 5135
 Santa Fe, NM 87505
 505-955-1120

Account Statement
 Report Period 2019-04-01 through 2019-04-30
 Page 1 of 1

Local Govt Investment Pool

SANDOVAL CO. TREASURER'S
 PO BOX 40
 BERNALILLO, NM 87004

Participant ID:
 Title of Account: ECON. DEV. INCENTIVE ACCT.
 Fund #:

Income and Administrative Fee Summary		Account Summary	
Gross Income Accrued this statement period	\$5,932.58	Beginning Balance	\$2,765,287.47
Monthly percentage yield earned	2.48528828%	Deposits	\$200,000.00
Average monthly balance	\$2,904,280.64	Withdrawals	\$0.00
Administrative Fee Rate	0.05%	Income	\$5,777.27
Admin. Fee withheld this statement period	(\$119.35)	Transfer In	\$0.00
		Transfer Out	\$0.00
		Ending Balance	\$2,970,947.31

Date	Activity	Description	Amount
2019-04-01	Income	Distributed Income	\$5,777.27
2019-04-01	Fees	Distributed Income	(\$117.43)
2019-04-11	Deposits		\$200,000.00
Net Transaction Total			\$205,659.84

New Mexico Local Government Investment Pool (LGIP) deposits are not guaranteed or insured by any bank, the State of New Mexico, the Federal Deposit Insurance Corporation, the Federal Reserve Bond, or any other agency. New Mexico LGIP deposits involve certain investment risks. Yield and total return may fluctuate and are not guaranteed.

Additional Notes:

Overview of Your Account - County of Sandoval - Bond Reserve

Activity Summary

	This Period (\$)	Year to Date (\$)
Beginning Market Value	233,741.77	231,696.97
Cash and security transfers	-3.54	-14.16
Contributions	0.00	0.00
Income & Capital Gain Distributions	282.96	1,917.82
Fees	-45.00	-180.00
Withdrawals	0.00	0.00
Change in Account Value	-15.62	539.94
Market Value on Apr 30, 2019	\$233,960.57	\$233,960.57

Income Earned

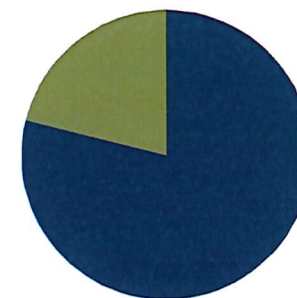
	This Period (\$)	Year to Date (\$)
Taxable Income	282.96	1,917.82
Tax-Exempt Income	0.00	0.00
Tax-Deferred Income	0.00	0.00
Total Income Earned	\$282.96	\$1,917.82
Total Short Term Realized Capital Gain/Loss	\$0.00	\$0.00
Total Long Term Realized Capital Gain/Loss	\$0.00	\$0.00
Total Realized Capital Gain/Loss	\$0.00	\$0.00

This summary is for your reference. It is not intended for tax-reporting purposes. Taxable income is taxable at the federal level and may be taxable at the state level.

Asset Allocation on April 30, 2019

	Market Value (\$)	Percent
■ Cash and Cash Equivalents	184,355.10	79%
■ Fixed Income	49,605.47	21%
Total of Your Account	\$233,960.57	100%

Pending Transactions could include any of the following items: overdrawn portfolios within the account, cash transfers posted after the last sweep run at month end, purchases placed after the last sweep run at month end, non marketable securities that are classified as liabilities or assets in the account with negative market value.



Your Asset Summary on April 30, 2019

	Market Value	Cost Basis	Unrealized Gain or Loss	Estimated Annual Income	Yield at Market	% of Account
County of Sandoval - Bond Reserve						
Fixed Income	49,605.47	49,753.91	-148.44	1,000.00	2.02%	21.20%
Cash and Cash Equivalents	184,355.10	184,355.10	0.00	4,111.12	2.23%	78.80%
Total for County of Sandoval -Bond Reserve	\$233,960.57	\$234,109.01	-\$148.44	\$5,111.12	2.18%	100.00%

Your Portfolio Holdings on April 30, 2019

	Number of Shares	Share Price	Market Value	Cost Basis	Unrealized Gain or Loss	Est. Ann. Inc. / Yield at Market	% of Account
Fixed Income							
<i>Taxable</i>							
United States Treasury Note/Bond 2% 31 Jul 2022 CUSIP: 912828XQ8	50,000.00	99.2109	49,605.47	49,753.91	-148.44	1,000.00 2.02%	21.20%
Total Taxable			\$49,605.47	\$49,753.91	-\$148.44	\$1,000.00 2.02%	21.20%
Total Fixed Income			\$49,605.47	\$49,753.91	-\$148.44	\$1,000.00 2.02%	21.20%
Cash and Cash Equivalents							
<i>Cash and Cash Equivalents</i>							
Heartland - Wide Savings CUSIP: HTLFMM001	184,355.10	1.00	184,355.10	184,355.10	0.00	4,111.12 2.23%	78.80%
Total Cash and Cash Equivalents			\$184,355.10	\$184,355.10	\$0.00	\$4,111.12 2.23%	78.80%
Total Cash and Cash Equivalents			\$184,355.10	\$184,355.10	\$0.00	\$4,111.12 2.23%	78.80%
Total For Your Portfolio			\$233,960.57	\$234,109.01	-\$148.44	\$5,111.12 2.18%	100.00%

Your Transaction Detail

Trade Date	Transaction Description	Amount	Realized G/L
County of Sandoval - Bond Reserve			
<i>Disbursements</i>			
<i>Cash Transfers</i>			
April 3, 2019 April 3, 2019	Cash Transfer - Gross Receipts Tax To G053Z01 HTLF New Mexico Gross Receipts Tax Capital (Capital)	-3.54	0.00
Total Cash Transfers		-\$3.54	\$0.00
<i>Fees</i>			
April 25, 2019 April 25, 2019	Wealth Advisory Fee, Computed	-45.00	0.00
Total Fees		-\$45.00	\$0.00
Total Disbursements		-\$48.54	\$0.00
Corporate Actions/Income			
<i>Dividends</i>			
April 1, 2019 April 1, 2019	Daily Rate Income on Heartland - Wide Savings For Period of 03/01/19 to 03/31/19 Due on 04/01/19	280.89	0.00
April 1, 2019 April 1, 2019	Daily Rate Income on Heartland - Wide Savings For Period of 03/01/19 to 03/31/19 Due on 04/01/19	2.07	0.00
Total Dividends		\$282.96	\$0.00
Total Corporate Actions/Income		\$282.96	\$0.00
Cash Sweep Activity			
April 30, 2019 April 30, 2019	Sweep sales totaling -48.54 units of Heartland - Wide Savings for Cash (Capital) (2 Transactions)	48.54	0.00
April 30, 2019 April 30, 2019	Sweep purchases totaling 2.07 units of Heartland - Wide Savings for Cash (Capital) (1 Transactions)	-2.07	0.00
April 30, 2019 April 30, 2019	Sweep purchases totaling 280.89 units of Heartland - Wide Savings for ALM (Capital) (1 Transactions)	-280.89	0.00
Total Cash Sweep Activity		-\$234.42	\$0.00
Total County of Sandoval - Bond Reserve		\$0.00	\$0.00

Overview of Your Account - County of Sandoval - 2012 AMI Kids Bond

Activity Summary

	This Period (\$)	Year to Date (\$)
Beginning Market Value	160,618.22	159,759.44
Cash and security transfers	-3.54	-14.16
Contributions	0.00	0.00
Income & Capital Gain Distributions	1,303.49	1,401.69
Fees	-45.00	-180.00
Withdrawals	0.00	0.00
Change in Account Value	-134.52	771.68
Market Value on Apr 30, 2019	\$161,738.65	\$161,738.65

Income Earned


	This Period (\$)	Year to Date (\$)
Taxable Income	1,303.49	1,401.69
Tax-Exempt Income	0.00	0.00
Tax-Deferred Income	0.00	0.00
Total Income Earned	\$1,303.49	\$1,401.69
Total Short Term Realized Capital Gain/Loss	\$0.00	\$0.00
Total Long Term Realized Capital Gain/Loss	\$0.00	\$0.00
Total Realized Capital Gain/Loss	\$0.00	\$0.00

This summary is for your reference. It is not intended for tax-reporting purposes. Taxable income is taxable at the federal level and may be taxable at the state level.

Asset Allocation on April 30, 2019

	Market Value (\$)	Percent
■ Fixed Income	158,668.13	98%
■ Cash and Cash Equivalents	3,070.52	2%
Total of Your Account	\$161,738.65	100%

Pending Transactions could include any of the following items: overdrawn portfolios within the account, cash transfers posted after the last sweep run at month end, purchases placed after the last sweep run at month end, non marketable securities that are classified as liabilities or assets in the account with negative market value.



Your Asset Summary on April 30, 2019

	Market Value	Cost Basis	Unrealized Gain or Loss	Estimated Annual Income	Yield at Market	% of Account
County of Sandoval - 2012 AMI Kids Bond						
Fixed Income	158,668.13	159,667.50	-999.37	2,600.00	1.64%	98.10%
Cash and Cash Equivalents	3,070.52	3,070.52	0.00	68.47	2.23%	1.90%
Total for County of Sandoval -2012 AMI Kids Bond	\$161,738.65	\$162,738.02	-\$999.37	\$2,668.47	1.65%	100.00%

Your Portfolio Holdings on April 30, 2019

	Number of Shares	Share Price	Market Value	Cost Basis	Unrealized Gain or Loss	Est. Ann. Inc. / Yield at Market	% of Account
Fixed Income							
<i>Taxable</i>							
Federal Home Loan Mortgage Corp Step Cpn 1.25% 30 Sep 2021 CUSIP: 3134GAMC5	80,000.00	98.9445	79,155.63	79,880.00	-724.37	1,000.00 1.26%	48.94%
United States Treasury Note/Bond 2% 31 Oct 2021 CUSIP: 912828F96	80,000.00	99.3906	79,512.50	79,787.50	-275.00	1,600.00 2.01%	49.16%
Total Taxable			\$158,668.13	\$159,667.50	-\$999.37	\$2,600.00 1.64%	98.10%
Total Fixed Income			\$158,668.13	\$159,667.50	-\$999.37	\$2,600.00 1.64%	98.10%
Cash and Cash Equivalents							
<i>Cash and Cash Equivalents</i>							
Heartland - Wide Savings CUSIP: HTLFMM001	3,070.52	1.00	3,070.52	3,070.52	0.00	68.47 2.23%	1.90%
Total Cash and Cash Equivalents			\$3,070.52	\$3,070.52	\$0.00	\$68.47 2.23%	1.90%
Total Cash and Cash Equivalents			\$3,070.52	\$3,070.52	\$0.00	\$68.47 2.23%	1.90%
Total For Your Portfolio			\$161,738.65	\$162,738.02	-\$999.37	\$2,668.47 1.65%	100.00%

Your Transaction Detail

Trade Date	Transaction Description	Amount	Realized G/L
County of Sandoval - 2012 AMI Kids Bond			
Disbursements			
<i>Cash Transfers</i>			
April 3, 2019	Cash Transfer - Gross Receipts Tax To G053Z01 HTLF New Mexico Gross Receipts Tax Capital (Capital)	-3.54	0.00
April 3, 2019			
Total Cash Transfers		-\$3.54	\$0.00
<i>Fees</i>			
April 25, 2019	Wealth Advisory Fee, Computed	-45.00	0.00
April 25, 2019			
Total Fees		-\$45.00	\$0.00
Total Disbursements		-\$48.54	\$0.00
Corporate Actions/Income			
<i>Dividends</i>			
April 1, 2019	Daily Rate Income on Heartland - Wide Savings For Period of 03/01/19 to 03/31/19 Due on 04/01/19	1.67	0.00
April 1, 2019			
April 1, 2019	Daily Rate Income on Heartland - Wide Savings For Period of 03/01/19 to 03/31/19 Due on 04/01/19	1.82	0.00
April 1, 2019			
Total Dividends		\$3.49	\$0.00
<i>Interest</i>			
April 1, 2019	Interest Payment 0.0125 USD Federal Home Loan Mortgage Corp Step Cpn 1.25% 30 Sep 2021 For 80,000.00 Par Value Due on 04/01/19 With Ex Date 03/30/19	500.00	0.00
April 1, 2019			
April 30, 2019	Interest Payment 0.02 USD United States Treasury Note/Bond 2% 31 Oct 2021 For 80,000.00 Par Value Due on 04/30/19 With Ex Date 04/30/19	800.00	0.00
April 30, 2019			
Total Interest		\$1,300.00	\$0.00
Total Corporate Actions/Income		\$1,303.49	\$0.00
Cash Sweep Activity			
April 30, 2019	Sweep sales totaling -48.54 units of Heartland - Wide Savings for Cash (Capital) (2 Transactions)	48.54	0.00
April 30, 2019			
April 30, 2019	Sweep purchases totaling 1.82 units of Heartland - Wide Savings for Cash (Capital) (1 Transactions)	-1.82	0.00
April 30, 2019			

Your Transaction Detail (continued)

Trade Date	Transaction Description	Amount	Realized G/L
County of Sandoval - 2012 AMI Kids Bond (Continued) Cash Sweep Activity (Continued)			
April 30, 2019	Sweep purchases totaling 1,301.67 units of Heartland - Wide Savings for ALM (Capital) (3 Transactions)	-1,301.67	0.00
April 30, 2019			
Total Cash Sweep Activity		-\$1,254.95	\$0.00
Total County of Sandoval - 2012 AMI Kids Bond		\$0.00	\$0.00

Overview of Your Account - County of Sandoval-2012 AMI Kids Maint R

Activity Summary

	This Period (\$)	Year to Date (\$)
Beginning Market Value	94,007.36	92,966.16
Cash and security transfers	-1.23	-4.88
Contributions	0.00	0.00
Income & Capital Gain Distributions	138.55	683.51
Fees	-15.66	-62.33
Withdrawals	0.00	0.00
Change in Account Value	49.49	596.05
Market Value on Apr 30, 2019	\$94,178.51	\$94,178.51

Income Earned

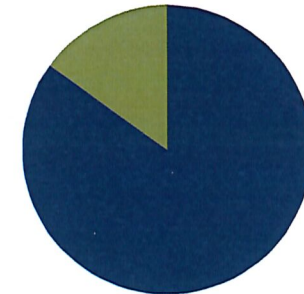
	This Period (\$)	Year to Date (\$)
Taxable Income	0.00	0.00
Tax-Exempt Income	138.55	683.51
Tax-Deferred Income	0.00	0.00
Total Income Earned	\$138.55	\$683.51
Total Short Term Realized Capital Gain/Loss	\$0.00	\$0.00
Total Long Term Realized Capital Gain/Loss	\$0.00	\$71.27
Total Realized Capital Gain/Loss	\$0.00	\$71.27

This summary is for your reference. It is not intended for tax-reporting purposes. Taxable income is taxable at the federal level and may be taxable at the state level.

Asset Allocation on April 30, 2019

	Market Value (\$)	Percent
■ Fixed Income	80,120.50	85%
■ Cash and Cash Equivalents	14,058.01	15%
Total of Your Account	\$94,178.51	100%

Pending Transactions could include any of the following items: overdrawn portfolios within the account, cash transfers posted after the last sweep run at month end, purchases placed after the last sweep run at month end, non marketable securities that are classified as liabilities or assets in the account with negative market value.



Your Asset Summary on April 30, 2019

	Market Value	Cost Basis	Unrealized Gain or Loss	Estimated Annual Income	Yield at Market	% of Account
County of Sandoval-2012 AMI Kids Maint R						
Fixed Income	80,120.50	80,697.73	-577.23	1,167.50	1.46%	85.07%
Cash and Cash Equivalents	14,058.01	14,058.01	0.00	310.95	2.21%	14.93%
Total for County of Sandoval-2012 AMI Kids Maint R	\$94,178.51	\$94,755.74	-\$577.23	\$1,478.45	1.57%	100.00%

Your Portfolio Holdings on April 30, 2019

	Number of Shares	Share Price	Market Value	Cost Basis	Unrealized Gain or Loss	Est. Ann. Inc. / Yield at Market	% of Account
Fixed Income							
<i>Fixed Income</i>							
United States Treasury Bill Zero 18 Jul 2019 CUSIP: 912796QR3	12,000.00	99.4788	11,937.46	11,731.89	205.57	0.00	12.67%
United States Treasury Note/Bond 1.375% 31 Jan 2021 CUSIP: 912828N89	10,000.00	98.3906	9,839.06	10,075.00	-235.94	137.50 1.40%	10.45%
Total Fixed Income			\$21,776.52	\$21,806.89	-\$30.37	\$137.50 0.63%	23.12%
<i>Taxable</i>							
Federal Farm Credit Banks 1.5% 06 Jul 2021 CUSIP: 3133EGKA2	25,000.00	98.2432	24,560.79	25,000.00	-439.21	375.00 1.53%	26.08%
Federal Home Loan Mortgage Corp Step Cpn 2.5% 29 Oct 2020 CUSIP: 3134G73S8	5,000.00	99.9909	4,999.54	4,998.75	0.79	125.00 2.50%	5.31%
Federal National Mortgage Association 2% 17 Feb 2022 CUSIP: 3136G2DF1	19,000.00	99.108	18,830.52	18,941.70	-111.18	380.00 2.02%	19.99%
United States Treasury Note/Bond 1.5% 31 Oct 2019 CUSIP: 912828F62	10,000.00	99.5313	9,953.13	9,950.39	2.74	150.00 1.51%	10.57%
Total Taxable			\$58,343.98	\$58,890.84	-\$546.86	\$1,030.00 1.77%	61.95%
Total Fixed Income			\$80,120.50	\$80,697.73	-\$577.23	\$1,167.50 1.46%	85.07%

Your Portfolio Holdings on April 30, 2019 (continued)

	Number of Shares	Share Price	Market Value	Cost Basis	Unrealized Gain or Loss	Est. Ann. Inc. / Yield at Market	% of Account
Cash and Cash Equivalents							
<i>Cash and Cash Equivalents</i>							
Federated US Treasury Cash Reserves CUSIP: 60934N674	1,513.06	1.00	1,513.06	1,513.06	0.00	31.20 2.06%	1.61%
Heartland - Wide Savings CUSIP: HTLFMM001	12,544.95	1.00	12,544.95	12,544.95	0.00	279.75 2.23%	13.32%
Total Cash and Cash Equivalents			\$14,058.01	\$14,058.01	\$0.00	\$310.95 2.21%	14.93%
Total Cash and Cash Equivalents			\$14,058.01	\$14,058.01	\$0.00	\$310.95 2.21%	14.93%
Total For Your Portfolio			\$94,178.51	\$94,755.74	-\$577.23	\$1,478.45 1.57%	100.00%

Your Transaction Detail

Trade Date	Transaction Description	Amount	Realized G/L
County of Sandoval-2012 AMI Kids Maint R			
Disbursements			
Cash Transfers			
April 3, 2019 April 3, 2019	Cash Transfer - Gross Receipts Tax To G053Z01 HTLF New Mexico Gross Receipts Tax Capital (Capital)	-1.23	0.00
Total Cash Transfers		-\$1.23	\$0.00
Fees			
April 25, 2019 April 25, 2019	Wealth Advisory Fee, Computed	-15.66	0.00
Total Fees		-\$15.66	\$0.00
Total Disbursements		-\$16.89	\$0.00
Corporate Actions/Income			
Dividends			
March 29, 2019 March 29, 2019	Daily Rate Income on Federated US Treasury Cash Reserves For Period of 03/01/19 to 03/31/19 Due on 03/29/19 Reinvested \$2.13 at \$1.00 For 2.13 Units	2.13	0.00
March 29, 2019 March 29, 2019	Daily Rate Income on Federated US Treasury Cash Reserves For Period of 03/01/19 to 03/31/19 Due on 03/29/19 Reinvested \$0.47 at \$1.00 For 0.47 Units	0.47	0.00
April 1, 2019 April 1, 2019	Daily Rate Income on Heartland - Wide Savings For Period of 03/01/19 to 03/31/19 Due on 04/01/19	1.72	0.00
April 1, 2019 April 1, 2019	Daily Rate Income on Heartland - Wide Savings For Period of 03/01/19 to 03/31/19 Due on 04/01/19	21.73	0.00
Total Dividends		\$26.05	\$0.00
Interest			
April 29, 2019 April 29, 2019	Interest Payment 0.015 USD Federal Home Loan Mortgage Corp Step Cpn 1.5% 29 Oct 2020 For 5,000.00 Par Value Due on 04/29/19 With Ex Date 04/29/19	37.50	0.00
April 30, 2019 April 30, 2019	Interest Payment 0.015 USD United States Treasury Note/Bond 1.5% 31 Oct 2019 For 10,000.00 Par Value Due on 04/30/19 With Ex Date 04/30/19	75.00	0.00
Total Interest		\$112.50	\$0.00
Total Corporate Actions/Income		\$138.55	\$0.00
Cash Sweep Activity			
April 30, 2019 April 30, 2019	Sweep sales totaling -16.89 units of Heartland - Wide Savings for Cash (Capital) (2 Transactions)	16.89	0.00

Your Transaction Detail (continued)

Trade Date	Transaction Description	Amount	Realized G/L
County of Sandoval-2012 AMI Kids Maint R (Continued) Cash Sweep Activity (Continued)			
April 30, 2019 April 30, 2019	Sweep purchases totaling 1.72 units of Heartland - Wide Savings for Cash (Capital) (1 Transactions)	-1.72	0.00
April 30, 2019 April 30, 2019	Sweep purchases totaling 134.23 units of Heartland - Wide Savings for ALM (Capital) (3 Transactions)	-134.23	0.00
Total Cash Sweep Activity		-\$119.06	\$0.00
Total County of Sandoval-2012 AMI Kids Maint R		\$2.60	\$0.00