


Sandoval County Treasurer's Financial Report



For the Month of October 2018

November 29, 2018


Treasurer


Sandoval County Treasurer



SANDOVAL COUNTY TREASURER'S FINANCIAL REPORT

OCTOBER 2018

Detail of Fund Balances	01-03
Detail of Fund Receipts	04-17
Tax Maintenance Schedule	18
Statement of Bonded Debt	19-21
Record of County Investments	22-68

**FINANCIAL REPORT OF THE COUNTY TREASURER
DETAIL OF FUNDS
FOR THE MONTH OF OCTOBER 2018**

106th FY
SANDOVAL COUNTY

	FUND CODE	BALANCE 1-Jul-18	RECEIPTS TO DATE	TRANSFERS TO DATE	DISBURSED TO DATE	TREASURER'S BALANCE
SECTION A1 (BUDGETED FUNDS-LIMITED)						
GENERAL FUND	1010	9,091,179.59	5,915,120.91	0.00	-6,063,516.18	8,942,784.32
ROAD FUND	2010	4,959,591.84	413,665.12	0.00	-1,649,201.29	3,724,055.67
FARM & RANGE FUND	2020	57,694.71	0.00	0.00	0.00	57,694.71
BUILDING MAINT & CONSTRUCTION	2040	4,708,318.37	0.00	0.00	-754,862.11	3,953,456.26
SACO CAPITAL OUTLAY PROJECTS	2041	7,160,373.34	11,329.10	0.00	-402,814.66	6,768,887.78
SOLID WASTE	2050	2,289,991.04	1,249,773.26	0.00	-610,395.87	2,929,368.43
LANDFILL CLOSURE	2060	930,438.20	0.00	0.00	0.00	930,438.20
CLERKS EQUIPMENT RECORDING FEES	2070	1,134,539.52	65,470.00	0.00	-8,387.93	1,191,621.59
DETENTION	2090	2,074,861.07	2,465,020.13	0.00	-3,523,794.57	1,016,086.63
E-911 COMMUNICATIONS	2130	1.00	0.00	0.00	-497,563.78	-497,562.78
INDIGENT FUND	2250	5,355,486.84	717,774.34	0.00	-1,291,594.54	4,781,666.64
PROPERTY VALUATION	2300	560,305.38	23,075.16	0.00	-313,686.17	269,694.37
JUVENILE DETENTION	2350	326,631.46	82,467.00	0.00	0.00	409,098.46
JUVENILE CONTINUUM	2351	6,272.33	62,323.13	0.00	-26,876.60	41,718.86
RECREATION FUND	2380	16,093.61	1,836.44	0.00	-2,102.13	15,827.92
SW YOUTH SOCCER COMPLEX	2390	0.00	0.00	0.00	0.00	0.00
SACO PROJECT FUND	3010	46,308.06	0.00	0.00	-6,428.00	39,880.06
SACO DEPARTMENTAL GRANTS	3020	5.88	0.00	0.00	0.00	5.88
SHERIFF'S OVERTIME GRANTS	3040	33,129.51	49,828.08	0.00	-83,898.52	-940.93
SHERIFF'S CARE FUND	3050	2,909.51	0.00	0.00	0.00	2,909.51
LAW ENFORCEMENT PROTECTION	3080	21,095.49	60,600.00	0.00	-13,538.87	68,156.62
COMCAST CABLE COMMUNICATIONS	3200	59,114.07	7,347.55	0.00	-12,000.00	54,461.62
GIS MAPPING	3210	27,921.32	534.00	0.00	-645.80	27,809.52
EMS/FIRE DEPARTMENT	4010	90,933.54	649,199.49	0.00	-1,233,490.44	-493,357.41
SANDOVAL COUNTY 1/4 CENT	4011	4,654.51	2,705.72	0.00	-2,454.17	4,906.06
PLACITAS FIRE	4012	128,921.05	241,657.81	0.00	-89,226.55	281,352.31
PENA BLANCA FIRE	4014	55,941.09	45,993.00	0.00	-19,805.98	82,128.11
PONDEROSA FIRE	4015	125,836.73	158,390.62	0.00	-34,408.34	249,819.01
LA MADERA FIRE	4016	21,965.18	51,103.20	0.00	-19,481.02	53,587.36
LA CUEVA FIRE	4017	49,983.09	117,604.42	0.00	-31,832.98	135,754.53
TORREON FIRE	4019	15,210.95	32,367.00	0.00	-18,200.66	29,377.29
ZIA PUEBLO FIRE	4020	70,727.96	29,188.20	0.00	-11,681.60	88,234.56
REGINA FIRE	4021	195,316.20	97,102.42	0.00	-54,005.94	238,412.68
SACO EMS	4035	3.94	13,411.00	0.00	-10,492.19	2,922.75
SANTO DOMINGO EMS	4037	232.12	9,264.00	0.00	0.00	9,496.12
JEMEZ PUEBLO EMS	4038	31.84	9,086.00	0.00	0.00	9,117.84
LA CUEVA EMS	4039	214.82	7,195.00	0.00	-2,298.00	5,111.82
PONDEROSA EMS	4041	422.64	7,002.00	0.00	-807.75	6,616.89
LA MADERA EMS	4042	129.52	5,071.00	0.00	-2,522.02	2,678.50
REGINA EMS	4043	507.92	5,031.00	0.00	-1,163.41	4,375.51
PENA BLANCA EMS	4044	283.28	5,010.00	0.00	-150.00	5,143.28
TORREON EMS	4045	18.87	7,002.00	0.00	-724.59	6,296.28
NAVAJO NATION EMS	4049	212.88	8,710.00	0.00	-2,489.68	6,433.20
FIRE PROTECTION FUND	4170	12,807.54	48,548.40	0.00	-29,528.77	31,827.17
SECTION A1 SUBTOTALS		\$39,636,617.81	\$12,676,806.50	\$0.00	(\$16,826,071.11)	\$35,487,353.20

**FINANCIAL REPORT OF THE COUNTY TREASURER
DETAIL OF FUNDS
FOR THE MONTH OF OCTOBER 2018**

106th FY
SANDOVAL COUNTY

	FUND CODE	BALANCE 1-Jul-18	RECEIPTS TO DATE	TRANSFERS TO DATE	DISBURSED TO DATE	TREASURER'S BALANCE
SECTION A1 (BUDGETED FUNDS-LIMITED)						
WILDLAND REIMBURSEMENT	4241	126,380.78	196,898.72	0.00	-43,366.67	279,912.83
HOMELAND SECURITY	4450	38,883.16	220,000.00	0.00	-220,000.00	38,883.16
NM DEPT OF HEALTH/MATERNAL	5000	391,074.50	29,976.65	0.00	-38,882.93	382,168.22
SUBSTANCE ABUSE PROGRAM	5010	10,372.83	22,597.85	0.00	-21,116.49	11,854.19
D.W.I. GRANT	5020	57,498.07	346,432.30	0.00	-397,665.73	6,264.64
SHELTER PLUS CARE PROGRAM	5050	58,939.34	100,074.72	0.00	-165,328.57	-6,314.51
COMMUNITY SERVICE-GRANTS	5100	822.55	10,000.00	0.00	0.00	10,822.55
SENIOR SUPPORT PROGRAM	5250	1,588,474.68	0.00	0.00	-561,643.30	1,026,831.38
SENIOR CITIZENS	5260	105,343.63	318,746.30	0.00	-391,581.43	32,508.50
SENIOR ANCILLARY	5270	83,632.17	52,917.79	0.00	-51,698.08	84,851.88
WATER PROJECT FUND	6010	70,871.45	0.00	0.00	-16,532.44	54,339.01
LOCAL ECONOMIC DEV ACT GRANT	6011	12,500.00	0.00	0.00	-12,500.00	0.00
EL ZOCALO	6020	216,691.68	32,372.17	0.00	-30,524.05	218,539.80
COUNTY FAIRGROUNDS MANAGEMENT	6030	62,987.80	1,225.00	0.00	-2,995.31	61,217.49
TOURISM-COOP ADV	6090	19,924.06	1,000.00	0.00	-8,793.01	12,131.05
LODGERS TAX	6110	6,569.35	5,254.78	0.00	-3,105.45	8,718.68
JEMEZ MTN. TRAIL GRANT	6120	1,232.26	0.00	0.00	0.00	1,232.26
CELL TOWER FUND	6130	142,772.12	25,500.00	0.00	-17,122.97	151,149.15
P & Z SUBDIVISION FEE	6131	23,138.00	2,500.00	0.00	-56.63	25,581.37
LEGISLATIVE FUNDING	6500	0.00	671,933.42	0.00	-354,132.23	317,801.19
2015 LIBRARY BOND	6502	53,839.59	102.32	-53,928.40	0.00	13.51
E911 COMMUNICATIONS BOND	6503	0.00	0.00	0.00	0.00	0.00
ECONOMIC DEVELOPMENT PROJECTS	6504	2,437,966.44	11,082.53	0.00	-10,047.67	2,439,001.30
ECONOMIC DEVELOPMENT INCENTIVE	6505	1,074,268.44	8,955.72	0.00	0.00	1,083,224.16
ENERGY EFFICIENCY PROJECT	6506	4,445,508.12	1,286.12	0.00	-1,920,987.54	2,525,806.70
SECTION A1 SUBTOTALS		11,029,691.02	2,058,856.39	-53,928.40	-4,268,080.50	8,766,538.51
COUNTY FUND POOLED TOTALS		\$50,666,308.83	\$14,735,662.89	-\$53,928.40	-\$21,094,151.61	\$44,253,891.71

**FINANCIAL REPORT OF THE COUNTY TREASURER
DETAIL OF FUNDS
FOR THE MONTH OF OCTOBER 2018**

106th FY
SANDOVAL COUNTY

	FUND CODE	BALANCE 1-Jul-18	RECEIPTS TO DATE	TRANSFERS TO DATE	DISBURSED TO DATE	TREASURER'S BALANCE
SECTION B (BONDS AND INVESTMENTS)						
DEBT SERVICE	8102	1,134,816.93	553,304.26	215,613.78	-187,765.53	1,715,969.44
GO BOND DEBT SERVICE	8104	3,213,219.13	71,533.08	53,928.40	-2,777,334.38	561,346.23
2000 PLACITAS HMSTD. DEBT SERVICE	8106	22,424.36	455.40	0.00	-21,406.25	1,473.51
ECONOMIC DEVELOPMENT STO LGIP	8108	0.00	0.00	0.00	0.00	0.00
INCENTIVE BOND DEBT SERVICE	8110	214,482.76	542.59	0.00	0.00	215,025.35
NMFA RESERVE - LANDFILL PROJECT LOAN	8112	708,015.23	145,339.89	0.00	0.00	853,355.12
NMFA RESERVE - LANDFILL SYSTEM LOAN	8114	215,561.88	0.00	-215,561.88	0.00	0.00
NMFA ACCOUNT - PONDEROSA VFD	8116	62,144.20	419.82	0.00	0.00	62,564.02
NMFA ACCOUNT - ALGODONES VFD	8118	201.59	9,051.67	0.00	0.00	9,253.26
NMFA ACCOUNT - PLACITAS VFD	8120	80,965.26	546.98	0.00	0.00	81,512.24
NMFA ACCOUNT - LA MADERA VFD	8122	51.90	0.00	-51.90	0.00	0.00
NMFA ACCOUNT - SOUTH FD	8124	124.40	14,544.31	0.00	0.00	14,668.71
NMFA ACCOUNT - PONDEROSA VFD	8126	112.10	13,102.04	0.00	0.00	13,214.14
NMFA ACCOUNT - REGINA VFD	8128	72.83	8,661.60	0.00	0.00	8,734.43
NMFA ACCOUNT - ZIA PUEBLO VFD	8130	46.77	5,328.54	0.00	0.00	5,375.31
NMFA ACCOUNT - 2016 PILT BOND REFUNDING	8132	611,719.47	2,985.01	0.00	0.00	614,704.48
NMFA ACCOUNT - 2016 G.O. BOND REFUNDING	8134	0.88	0.00	0.00	0.00	0.88
NMFA ACCOUNT - REFUNDING DETENTION CTR	8136	372,746.59	57,041.52	51,179.82	0.00	480,967.93
AMI-KIDS RENTAL INCOME	8138	127,595.93	-16,857.75	-51,179.82	0.00	59,558.36
TAX PAYMENT ACCOUNT	8190	0.00	9,916,211.21		-7,616,762.09	2,299,449.12
2007 PILT REVENUE BOND	8214	106,856.09	270.32	0.00	0.00	107,126.41
2013 LANDFILL PROJECT BOND	8234	135,377.36	532.48	0.00	0.00	135,909.84
SANDOVAL GENERAL FUND	8300	116,696.71	16,071.65	-50,000.00	0.00	82,768.36
SANDOVAL BOND RESERVE	8306	228,529.01	765.26	0.00	0.00	229,294.27
SANDOVAL AMI-KIDS RESERVE	8310	236,484.92	872.01	0.00	0.00	237,356.93
2015 LIBRARY INVESTMENT	8313	0.00	0.00	0.00	0.00	0.00
SANDOVAL KID MAINTENANCE	8314	91,578.95	496.31	0.00	0.00	92,075.26
INDIGENT INVESTMENT	8316	47,684.23	21,463.58	0.00	0.00	69,147.81
INDIGENT INVESTMENT STO LGIP	8317	0.00	-49,890.89	50,000.00	0.00	109.11
NMB-T CASH MANAGEMENT	8318	1,367,283.95	19,322.34	0.00	0.00	1,386,606.29
CASH MANAGEMENT STO LGIP	8319	0.00	50,095.47	0.00	0.00	50,095.47
SECTION B SUBTOTALS		9,094,793.43	10,842,208.70	53,928.40	-10,603,268.25	9,387,662.28
SECTION C (MISCELLANEOUS)						
INMATE CUSTODIAL	8390	110,572.50	173,803.00	0.00	-138,838.79	145,536.71
INMATE ACTIVITIES	8392	0.00	0.00	0.00	0.00	0.00
DETENTION BOND	8394	0.00	0.00	0.00	0.00	0.00
INMATE	8396	0.00	0.00	0.00	0.00	0.00
EMPLOYEE INSURANCE	8999	228,895.54	1,520,354.71	0.00	-1,431,138.47	318,111.78
FLEXIBLE SPENDING	9950	32,639.89	36,158.63	0.00	-53,438.94	15,359.58
SECTION C SUBTOTALS		372,107.93	1,730,316.34	0.00	-1,623,416.20	479,008.07
GRAND TOTAL		\$60,133,210.19	\$27,308,187.93	(\$0.00)	(\$33,320,836.06)	\$54,120,562.06



Sandoval County, NM

Detail of Fund Receipts Account Summary

For Fiscal: 2018-2019 Period Ending: 10/31/2018

		Original Total Budget	Current Total Budget	Period Activity	Fiscal Activity	Variance Favorable (Unfavorable)
Fund: 1010 - GENERAL FUND						
Revenue						
1010-99-000-30010	ACCTS RECV-PREV FISCAL YR	-	-	-	9,613.23	9,613.23
1010-99-000-31000	OPER-CURR-YR-PROPERTY TAX	24,706,270.00	24,706,270.00	30,410.81	402,082.39	(24,304,187.61)
1010-99-000-31010	OPER-DELIQ-YR-PROPERTY TAX	615,000.00	615,000.00	41,168.62	152,669.35	(462,330.65)
1010-99-000-31100	INTEREST-CURRENT YR PROPERTY T	425,000.00	425,000.00	16,280.49	131,835.24	(293,164.76)
1010-99-000-31120	PENALTY- CURRENT YR PROPERTY T	170,000.00	170,000.00	8,006.64	65,569.70	(104,430.30)
1010-99-000-31140	COUNTY COST	350.00	350.00	-	50.00	(300.00)
1010-99-000-31142	NON RENDERING FEE	22,225.00	22,225.00	599.42	1,232.46	(20,992.54)
1010-99-000-31162	TREASURERS COLLECTION FEE	20,500.00	20,500.00	23.88	286.26	(20,213.74)
1010-99-000-31200	GROSS RECEIPTS	1,300,000.00	1,300,000.00	133,631.54	518,576.40	(781,423.60)
1010-99-000-31210	GROSS RECEIPTS EQUALIZATION	2,980,000.00	2,980,000.00	3,644,926.47	3,644,926.47	664,926.47
1010-99-000-31250	OIL & GAS PROD & EQUIP	410,842.00	410,842.00	36,218.43	151,583.06	(259,258.94)
1010-99-000-31270	MOTOR VEHICLE GENERAL	860,000.00	860,000.00	79,936.46	326,457.40	(533,542.60)
1010-99-000-31350	LIQUOR LICENSE	200.00	200.00	-	-	(200.00)
1010-99-000-31390	MERCHANDISE LICENSES	8,300.00	8,300.00	525.00	2,130.00	(6,170.00)
1010-99-000-31426	NSF FEES	1,200.00	1,200.00	-	62.50	(1,137.50)
1010-99-000-31470	COUNTY CLERK'S FEES	500,000.00	500,000.00	50,704.17	198,542.94	(301,457.06)
1010-99-000-31474	PROBATE FEES	8,200.00	8,200.00	850.00	2,960.00	(5,240.00)
1010-99-000-31520	CABLE TV FRANCHISE	23,000.00	23,000.00	5,498.52	11,021.32	(11,978.68)
1010-99-000-31560	ASSESSORS FEES	2,000.00	2,000.00	15.00	45.00	(1,955.00)
1010-99-000-31570	SUBDIVISION FEES	31,000.00	31,000.00	2,450.00	14,046.00	(16,954.00)
1010-99-000-31610	TREASURERS OFFICE FEE	900.00	900.00	-	160.00	(740.00)
1010-99-000-31640	RENTAL	340,000.00	340,000.00	39,773.88	132,330.54	(207,669.46)
1010-99-000-31660	SHERIFF'S FEES	18,000.00	18,000.00	1,356.25	5,888.75	(12,111.25)
1010-99-000-31760	REFUNDS AND REIMBURSEMENTS	20,000.00	20,000.00	997.97	11,643.78	(8,356.22)
1010-99-000-31800	MISCELLANEOUS	1,000.00	1,000.00	175.44	339.75	(660.25)
1010-99-000-31892	ARROWHEAD RIDGE	-	-	-	25,000.00	25,000.00
1010-99-000-31898	REIMBURSEMENT BY AGREEMENT	-	-	-	11.30	11.30
1010-99-000-31960	STATE LIBRARY BOND	51,143.00	51,143.00	1,430.45	1,430.45	(49,712.55)
1010-99-000-32020	INTEREST INCOME	62,000.00	62,000.00	18,486.33	88,068.54	26,068.54
1010-99-000-35130	PAYMENT IN LIEU OF TAXES	1,400,000.00	1,400,000.00	-	-	(1,400,000.00)
1010-99-000-35131	EL ZOCALO SPECIAL EVENTS	38,000.00	38,000.00	1,800.00	16,558.08	(21,441.92)
	Revenue Total:	34015130	34,015,130.00	4,115,265.77	5,915,120.91	(28,100,009.09)
1010-00-000-39998	TRANSFER IN	1232.26	1,232.26	-	-	(1,232.26)
1010-00-000-39999	TRANSFER OUT	-15966088	(15,966,088.00)	-	-	15,966,088.00
Fund: 1010 - GENERAL FUND	Total:	18050274.26	18,050,274.26	4,115,265.77	5,915,120.91	(12,135,153.35)
Fund: 2010 - PUBLIC WORKS						
Revenue						
2010-99-000-30140	INSURANCE RECOVERIES	0.00	-	10,571.50	10,571.50	10,571.50
2010-99-000-31270	MOTOR VEHICLE GENERAL	400,000.00	400,000.00	40,126.36	166,374.68	(233,625.32)
2010-99-000-31300	GASOLINE TAX DISTRIBUTION	500,000.00	500,000.00	38,939.68	171,113.27	(328,886.73)
2010-99-000-31420	EXCAVATING PERMITS	0.00	-	-	45.00	45.00
2010-99-000-31760	REFUNDS AND REIMBURSEMENTS	0.00	-	306.96	6,332.03	6,332.03
2010-99-000-31850	REIMBURSEMENT BY AGREEMENT	100,000.00	100,000.00	28,194.97	53,844.22	(46,155.78)
2010-99-000-31852	RIO RANCHO FUEL ADMIN FEE	10,000.00	10,000.00	2,819.49	5,384.42	(4,615.58)
2010-99-000-34102	SB-CURRENT FY	356,000.00	356,000.00	-	-	(356,000.00)
2010-99-000-34104	SP-CURRENT FY	239,262.00	239,262.00	-	-	(239,262.00)
2010-99-000-34106	CAP-CURRENT FY	471,245.00	471,245.00	-	-	(471,245.00)
2010-99-000-35000	BANKHEAD -JONES	9,347.00	9,347.00	-	-	(9,347.00)

Budget Report

For Fiscal: 2018-2019 Period Ending: 10/31/2018

		Original	Current	Period	Fiscal	Variance
		Total Budget	Total Budget	Activity	Activity	Favorable (Unfavorable)
2010-99-000-35080	FOREST RESERVE-TITLE II	17,000.00	17,000.00	-	-	(17,000.00)
	Revenue Total:	2,102,854.00	2,102,854.00	120,958.96	413,665.12	(1,689,188.88)
2010-00-000-39998	TRANSFER IN	3,200,000.00	3,200,000.00	-	-	(3,200,000.00)
	Fund: 2010 - PUBLIC WORKS Total:	5,302,854.00	5,302,854.00	120,958.96	413,665.12	(4,889,188.88)
Fund: 2020 - FARM & RANGE						
Revenue						
2020-99-000-35120	TAYLOR GRAZING-Federal	9,000.00	9,000.00	-	-	(9,000.00)
	Revenue Total:	9,000.00	9,000.00	-	-	(9,000.00)
	Fund: 2020 - FARM & RANGE Total:	9,000.00	9,000.00	-	-	(9,000.00)
Fund: 2040 - BLDG. MAINT/CONSTRUCTION						
Revenue						
2040-00-000-39998	TRANSFER IN	603,107.00	603,107.00	-	-	(603,107.00)
	Revenue Total:	603,107.00	603,107.00	-	-	(603,107.00)
	Fund: 2040 - BLDG. MAINT/CONSTRUCTION Total:	603,107.00	603,107.00	-	-	(603,107.00)
Fund: 2041 - SACO CAPITAL OUTLAY PROJECTS						
Revenue						
2041-00-000-39998	TRANSFER IN	1,319,006.00	1,319,006.00	-	-	(1,319,006.00)
2041-99-000-31640	RENTAL	27,190.00	27,190.00	4,531.64	11,329.10	(15,860.90)
	Revenue Total:	1,346,196.00	1,346,196.00	4,531.64	11,329.10	(1,334,866.90)
	Fund: 2041 - SACO CAPITAL OUTLAY PROJECTS Total:	1,346,196.00	1,346,196.00	4,531.64	11,329.10	(1,334,866.90)
Fund: 2050 - SOLID WASTE						
Revenue						
2050-00-000-31524	TV FEES	38.00	38.00	-	-	(38.00)
2050-00-000-31526	RECYCLING CENTER REVENUES	15,500.00	15,500.00	1,638.50	7,507.92	(7,992.08)
2050-99-000-30010	ACCTS REC-V PREV FISCAL YR	271,564.00	271,564.00	30.56	263,241.72	(8,322.28)
2050-99-000-31200	GROSS RECEIPTS	230,000.00	230,000.00	22,294.76	86,412.77	(143,587.23)
2050-99-000-31220	GOVERNMENTAL GROSS RECEIPTS	99,000.00	99,000.00	9,425.38	41,027.50	(57,972.50)
2050-99-000-31512	LANDFILL FEES	2,000,000.00	2,000,000.00	243,772.56	851,572.43	(1,148,427.57)
2050-99-000-31760	REFUNDS AND REIMBURSEMENTS	0.00	-	10.92	10.92	10.92
2050-99-000-31764	FEDERAL GRANT-USDA-BIOMASS	249,989.00	249,989.00	-	-	(249,989.00)
	Revenue Total:	2,866,091.00	2,866,091.00	277,172.68	1,249,773.26	(1,616,317.74)
	Fund: 2050 - SOLID WASTE Total:	2,866,091.00	2,866,091.00	277,172.68	1,249,773.26	(1,616,317.74)
Fund: 2070 - COUNTY CLERK EQUIPMENT RECORDI						
Revenue						
2070-00-000-31760	REFUNDS AND REIMBURSEMENTS	0.00	-	532.00	532.00	532.00
2070-99-000-31502	EQUIPMENT RECORDING	190,400.00	190,400.00	16,096.00	64,938.00	(125,462.00)
	Revenue Total:	190,400.00	190,400.00	16,628.00	65,470.00	(124,930.00)
	Fund: 2070 - COUNTY CLERK EQUIPMENT RECORDI Total:	190,400.00	190,400.00	16,628.00	65,470.00	(124,930.00)
Fund: 2090 - DETENTION						
Revenue						
2090-00-000-30020	DAILY COLLECTIONS	0.00	-	(98,615.00)	(98,615.00)	(98,615.00)
2090-99-000-30010	PRIOR YR REVENUE	0.00	-	121,394.51	121,394.51	121,394.51
2090-99-000-31430	VENDOR FEE REVENUE	0.00	-	6,647.00	26,588.00	26,588.00
2090-99-000-31760	REFUNDS AND REIMBURSEMENTS	425.00	425.00	5,792.39	18,634.87	18,209.87
2090-99-000-31800	MISCELLANEOUS	600.00	600.00	20.25	111.25	(488.75)
2090-99-000-31811	INMATE ACTIVITIES ACCOUNT	70,000.00	70,000.00	11,523.04	25,078.40	(44,921.60)
2090-99-000-31870	CARE OF LOCAL PRISONERS	1,000,000.00	1,000,000.00	213,850.00	419,125.00	(580,875.00)
2090-99-000-31940	GRANT INCOME	481,600.00	481,600.00	-	-	(481,600.00)
2090-99-000-34020	CORRECTION FEES	168,000.00	168,000.00	-	-	(168,000.00)
2090-99-000-35020	CARE OF FEDERAL PRISONERS	4,300,000.00	4,300,000.00	518,087.00	1,807,822.10	(2,492,177.90)
2090-99-000-36000	LOAN PROCEEDS	0.00	3,100,000.00	144,881.00	144,881.00	(2,955,119.00)
	Revenue Total:	6,020,625.00	6,020,625.00	923,580.19	2,465,020.13	(6,655,604.87)
2090-00-000-39998	TRANSFER IN	5,300,000.00	5,300,000.00	-	-	(5,300,000.00)
	Fund: 2090 - DETENTION Total:	11,320,625.00	14,420,625.00	923,580.19	2,465,020.13	(11,955,604.87)

Budget Report

For Fiscal: 2018-2019 Period Ending: 10/31/2018

		Original	Current	Period	Fiscal	Variance
		Total Budget	Total Budget	Activity	Activity	Favorable (Unfavorable)
Fund: 2130 - E-911 COMMUNICATIONS						
Revenue						
2130-99-000-33210	SAN YSIDRO	3,035.00	3,035.00	-	-	(3,035.00)
2130-99-000-33220	CUBA	59,854.00	59,854.00	-	-	(59,854.00)
2130-99-000-33230	JEMEZ PUEBLO	25,000.00	25,000.00	-	-	(25,000.00)
2130-99-000-33240	JEMEZ SPRINGS	3,700.00	3,700.00	-	-	(3,700.00)
	Revenue Total:	91,589.00	91,589.00	-	-	(91,589.00)
2130-00-000-39998	TRANSFER IN	953,296.16	953,296.16	-	-	(953,296.16)
	Fund: 2130 - E-911 COMMUNICATIONS Total:	1,044,885.16	1,044,885.16	-	-	(1,044,885.16)
Fund: 2250 - INDIGENT CLAIMS						
Revenue						
2250-99-000-31200	GROSS RECEIPTS	1,970,000.00	1,970,000.00	183,476.86	717,774.34	(1,252,225.66)
	Revenue Total:	1,970,000.00	1,970,000.00	183,476.86	717,774.34	(1,252,225.66)
	Fund: 2250 - INDIGENT CLAIMS Total:	1,970,000.00	1,970,000.00	183,476.86	717,774.34	(1,252,225.66)
Fund: 2300 - COUNTY PROPERTY VALUATION						
Revenue						
2300-99-000-31160	RE-APPRAISAL ADMIN FEE	1,063,781.00	1,063,781.00	3,020.74	22,460.24	(1,041,320.76)
2300-99-000-31760	REFUNDS AND REIMBURSEMENTS	0.00	-	614.92	614.92	614.92
	Revenue Total:	1,063,781.00	1,063,781.00	3,635.66	23,075.16	(1,040,705.84)
	Fund: 2300 - COUNTY PROPERTY VALUATION Total:	1,063,781.00	1,063,781.00	3,635.66	23,075.16	(1,040,705.84)
Fund: 2350 - JUVENILE DETENTION						
Revenue						
2350-99-000-30010	ACCTS RECV-PREV FISCAL YR	63,294.00	63,294.00	-	82,467.00	19,173.00
2350-99-000-31872	TRI-COUNTY JUVENILE DETENTION	180,000.00	180,000.00	-	-	(180,000.00)
	Revenue Total:	243,294.00	243,294.00	-	82,467.00	(160,827.00)
2350-00-000-39998	TRANSFER IN	662,225.00	662,225.00	-	-	(662,225.00)
	Fund: 2350 - JUVENILE DETENTION Total:	905,519.00	905,519.00	-	82,467.00	(823,052.00)
Fund: 2351 - JUVENILE CONTINUUM						
Revenue						
2351-99-000-30010	ACCTS RECV-PREV FISCAL YR	63,860.00	63,860.00	-	58,635.00	(5,225.00)
2351-99-000-31940	GRANT INCOME-State	209,780.00	210,780.00	3,688.13	3,688.13	(207,091.87)
	Revenue Total:	273,640.00	273,640.00	3,688.13	62,323.13	(212,316.87)
2351-00-000-39998	TRANSFER IN	66,423.00	66,423.00	-	-	(66,423.00)
	Fund: 2351 - JUVENILE CONTINUUM Total:	340,063.00	341,063.00	3,688.13	62,323.13	(278,739.87)
Fund: 2380 - RECREATION						
Revenue						
2380-99-000-31431	TASK FORCE FUNDRAISING	2,000.00	2,000.00	47.00	547.26	(1,452.74)
2380-99-000-31810	VENDING MACHINE REVENUE	1,300.00	1,300.00	258.43	923.18	(376.82)
2380-99-000-31947	CELL PHONE RECYCLING PROJ	300.00	300.00	366.00	366.00	66.00
	Revenue Total:	3,600.00	3,600.00	671.43	1,836.44	(1,763.56)
	Fund: 2380 - RECREATION Total:	3,600.00	3,600.00	671.43	1,836.44	(1,763.56)
Fund: 2390 - SW YOUTH SOCCER						
Revenue						
2390-99-000-31890	SW SOCCER COMPLEX REVENUE	80,000.00	80,000.00	-	-	(80,000.00)
	Revenue Total:	80,000.00	80,000.00	-	-	(80,000.00)
	Fund: 2390 - SW YOUTH SOCCER Total:	80,000.00	80,000.00	-	-	(80,000.00)
Fund: 3040 - SHERIFF'S OVERTIME						
Revenue						
3040-99-000-30010	PRIOR YEAR	0.00	-	-	19,968.52	19,968.52
3040-99-000-31662	SHERIFF'S CONTRACTED OT	10,000.00	10,000.00	-	-	(10,000.00)
3040-99-000-31666	SHERIFF'S CDWI/LDWI/UAD-State &	25,000.00	25,000.00	-	-	(25,000.00)
3040-99-000-31668	100 DAYS - STATE	13,520.00	13,520.00	-	4,152.81	(9,367.19)
3040-99-000-34044	ENDWI - federal	31,000.00	31,000.00	-	2,903.34	(28,096.66)
3040-99-000-34052	BLKUP CIOT - STATE	5,720.00	5,720.00	-	732.48	(4,987.52)

Budget Report

For Fiscal: 2018-2019 Period Ending: 10/31/2018

		Original	Current	Period	Fiscal	Variance
		Total Budget	Total Budget	Activity	Activity	Favorable (Unfavorable)
3040-99-000-35072	JEMEZ FOREST SERVICE/SANTA FE-F	35,000.00	35,000.00	-	9,430.37	(25,569.63)
3040-99-000-35160	CORPS OF ENGINEERS-Federal	17,854.00	17,854.00	7,420.78	12,640.56	(5,213.44)
	Revenue Total:	138,094.00	138,094.00	7,420.78	49,828.08	(88,265.92)
	Fund: 3040 - SHERIFF'S OVERTIME Total:	138,094.00	138,094.00	7,420.78	49,828.08	(88,265.92)
Fund: 3080 - LAW ENFORCEMENT						
Revenue						
3080-99-000-31940	DFA-LAW ENFORCEMENT GRANT	60,600.00	60,600.00	-	60,600.00	-
	Revenue Total:	60,600.00	60,600.00	-	60,600.00	-
	Fund: 3080 - LAW ENFORCEMENT Total:	60,600.00	60,600.00	-	60,600.00	-
Fund: 3200 - COMCAST CABLE COMMUNICATIONS						
Revenue						
3200-99-000-31520	FRANCHISE FEES	12,000.00	12,000.00	3,665.69	7,347.55	(4,652.45)
	Revenue Total:	12,000.00	12,000.00	3,665.69	7,347.55	(4,652.45)
	Fund: 3200 - COMCAST CABLE COMMUNICATIONS Total:	12,000.00	12,000.00	3,665.69	7,347.55	(4,652.45)
Fund: 3210 - GIS MAPPING FEES						
Revenue						
3210-99-000-31582	GIS MAPPING FEES	500.00	500.00	-	534.00	34.00
3210-99-000-31940	GRANT INCOME-State	5,000.00	5,000.00	-	-	(5,000.00)
	Revenue Total:	5,500.00	5,500.00	-	534.00	(4,966.00)
	Fund: 3210 - GIS MAPPING FEES Total:	5,500.00	5,500.00	-	534.00	(4,966.00)
Fund: 4010 - EMS/FIRE DEPARTMENT						
Revenue						
4010-99-000-30010	ACCT REC - PRIOR YR	153,790.00	153,790.00	-	185,328.34	31,538.34
4010-99-000-31200	GROSS RECEIPTS	575,000.00	575,000.00	44,590.40	172,828.34	(402,171.66)
4010-99-000-31760	REFUNDS AND REIMBURSEMENTS	12,873.00	12,873.00	-	4,229.96	(8,643.04)
4010-99-000-33000	EMERGENCY MANAGEMENT - FEMA	38,345.00	38,345.00	-	-	(38,345.00)
4010-99-000-33010	AMBULANCE REVENUE FEES	700,000.00	700,000.00	50,269.44	198,587.14	(501,412.86)
4010-99-000-33130	WILDLAND FIRE REIMBURSEMENT	33,000.00	33,000.00	19,990.31	88,225.71	55,225.71
4010-99-000-33194	TOWN OF BERNALILLO	228,790.00	228,790.00	-	-	(228,790.00)
4010-99-000-33200	SANTA ANA	278,790.00	278,790.00	-	-	(278,790.00)
	Revenue Total:	2,020,588.00	2,020,588.00	114,850.15	649,199.49	(1,371,388.51)
4010-00-000-39998	TRANSFER IN	1,515,244.00	1,515,244.00	-	-	(1,515,244.00)
	Fund: 4010 - EMS/FIRE DEPARTMENT Total:	3,535,832.00	3,535,832.00	114,850.15	649,199.49	(2,886,632.51)
Fund: 4011 - SACO 1/4% FIRE						
Revenue						
4011-99-000-31200	GROSS RECEIPTS	4,930.00	4,930.00	-	-	(4,930.00)
4011-99-000-31806	CELL TOWER REVENUE	8,668.00	8,668.00	676.43	2,705.72	(5,962.28)
	Revenue Total:	13,598.00	13,598.00	676.43	2,705.72	(10,892.28)
	Fund: 4011 - SACO 1/4% FIRE Total:	13,598.00	13,598.00	676.43	2,705.72	(10,892.28)
Fund: 4012 - SOUTH FIRE DISTRICT						
Revenue						
4012-00-000-31760	REFUNDS AND REIMBURSEMENTS	0.00	-	217.81	217.81	217.81
4012-00-000-33070	STATE FIRE ALLOTMENT	356,729.00	356,729.00	79,874.00	241,440.00	(115,289.00)
	Revenue Total:	356,729.00	356,729.00	80,091.81	241,657.81	(115,071.19)
	Fund: 4012 - SOUTH FIRE DISTRICT Total:	356,729.00	356,729.00	80,091.81	241,657.81	(115,071.19)
Fund: 4014 - PENA BLANCA FIRE DISTRICT						
Revenue						
4014-00-000-33070	STATE FIRE ALLOTMENT	76,929.00	76,929.00	15,221.40	45,993.00	(30,936.00)
	Revenue Total:	76,929.00	76,929.00	15,221.40	45,993.00	(30,936.00)
	Fund: 4014 - PENA BLANCA FIRE DISTRICT Total:	76,929.00	76,929.00	15,221.40	45,993.00	(30,936.00)
Fund: 4015 - PONDEROSA FIRE DEPT						
Revenue						
4015-00-000-31760	REFUNDS AND REIMBURSEMENTS	0	-	63.22	3,528.22	3,528.22

Budget Report

For Fiscal: 2018-2019 Period Ending: 10/31/2018

		Original Total Budget	Current Total Budget	Period Activity	Fiscal Activity	Variance Favorable (Unfavorable)
4015-00-000-33070	STATE FIRE ALLOTMENT	227671.00	227,671.00	51,234.80	154,862.40	(72,808.60)
	Revenue Total:	227671.00	227,671.00	51,298.02	158,390.62	(69,280.38)
	Fund: 4015 - PONDEROSA FIRE DEPT Total:	227671.00	227,671.00	51,298.02	158,390.62	(69,280.38)
Fund: 4016 - LA MADERA FIRE DISTRICT						
Revenue						
4016-00-000-33070	STATE FIRE ALLOTMENT	85,475.00	85,475.00	16,913.20	51,103.20	(34,371.80)
	Revenue Total:	85,475.00	85,475.00	16,913.20	51,103.20	(34,371.80)
4016-00-000-39998	TRANSFER IN	51.90	51.90	-	-	(51.90)
	Fund: 4016 - LA MADERA FIRE DISTRICT Total:	85,526.90	85,526.90	16,913.20	51,103.20	(34,423.70)
Fund: 4017 - LA CUEVA FIRE DISTRICT						
Revenue						
4017-00-000-31760	REFUNDS AND REIMBURSEMENTS	0.00	-	63.22	63.22	63.22
4017-00-000-33070	STATE FIRE ALLOTMENT	196,600.00	196,600.00	38,901.20	117,541.20	(79,058.80)
	Revenue Total:	196,600.00	196,600.00	38,964.42	117,604.42	(78,995.58)
	Fund: 4017 - LA CUEVA FIRE DISTRICT Total:	196,600.00	196,600.00	38,964.42	117,604.42	(78,995.58)
Fund: 4019 - TORREON FIRE						
Revenue						
4019-00-000-33070	STATE FIRE ALLOTMENT	54,137.00	54,137.00	10,712.20	32,367.00	(21,770.00)
	Revenue Total:	54,137.00	54,137.00	10,712.20	32,367.00	(21,770.00)
	Fund: 4019 - TORREON FIRE Total:	54,137.00	54,137.00	10,712.20	32,367.00	(21,770.00)
Fund: 4020 - ZIA PUEBLO FIRE DEPT						
Revenue						
4020-00-000-33070	STATE FIRE ALLOTMENT	43,521.00	43,521.00	9,652.60	29,188.20	(14,332.80)
	Revenue Total:	43,521.00	43,521.00	9,652.60	29,188.20	(14,332.80)
	Fund: 4020 - ZIA PUEBLO FIRE DEPT Total:	43,521.00	43,521.00	9,652.60	29,188.20	(14,332.80)
Fund: 4021 - REGINA FIRE DISTRICT						
Revenue						
4021-00-000-31760	REFUNDS & REIMBURSEMENTS	0.00	-	63.22	63.22	63.22
4021-00-000-33070	STATE FIRE ALLOTMENT	153,679.00	153,679.00	32,104.00	97,039.20	(56,639.80)
	Revenue Total:	153,679.00	153,679.00	32,167.22	97,102.42	(56,576.58)
	Fund: 4021 - REGINA FIRE DISTRICT Total:	153,679.00	153,679.00	32,167.22	97,102.42	(56,576.58)
Fund: 4035 - SANDOVAL COUNTY EMS						
Revenue						
4035-00-000-33140	EMS FUND ACT	13,569.00	13,569.00	-	13,411.00	(158.00)
	Revenue Total:	13,569.00	13,569.00	-	13,411.00	(158.00)
	Fund: 4035 - SANDOVAL COUNTY EMS Total:	13,569.00	13,569.00	-	13,411.00	(158.00)
Fund: 4037 - SANTO DOMINGO EMS						
Revenue						
4037-00-000-33140	EMS FUND ACT	9,621.00	9,621.00	-	9,264.00	(357.00)
	Revenue Total:	9,621.00	9,621.00	-	9,264.00	(357.00)
	Fund: 4037 - SANTO DOMINGO EMS Total:	9,621.00	9,621.00	-	9,264.00	(357.00)
Fund: 4038 - JEMEZ PUEBLO EMS						
Revenue						
4038-00-000-33140	EMS FUND ACT	9,329.00	9,329.00	-	9,086.00	(243.00)
	Revenue Total:	9,329.00	9,329.00	-	9,086.00	(243.00)
	Fund: 4038 - JEMEZ PUEBLO EMS Total:	9,329.00	9,329.00	-	9,086.00	(243.00)
Fund: 4039 - LA CUEVA EMS						
Revenue						
4039-00-000-33140	EMS FUND ACT	7,180.00	7,180.00	-	7,195.00	15.00
	Revenue Total:	7,180.00	7,180.00	-	7,195.00	15.00
	Fund: 4039 - LA CUEVA EMS Total:	7,180.00	7,180.00	-	7,195.00	15.00

Budget Report

For Fiscal: 2018-2019 Period Ending: 10/31/2018

		Original	Current	Period	Fiscal	Variance
		Total Budget	Total Budget	Activity	Activity	Favorable (Unfavorable)
Fund: 4041 - PONDEROSA EMS						
Revenue						
4041-00-000-33140	EMS FUND	7,000.00	7,000.00	-	7,002.00	2.00
Revenue Total:		7,000.00	7,000.00	-	7,002.00	2.00
Fund: 4041 - PONDEROSA EMS Total:		7,000.00	7,000.00	-	7,002.00	2.00
Fund: 4042 - LA MADERA EMS						
Revenue						
4042-00-000-33140	EMS FUND ACT	5,077.00	5,077.00	-	5,071.00	(6.00)
Revenue Total:		5,077.00	5,077.00	-	5,071.00	(6.00)
Fund: 4042 - LA MADERA EMS Total:		5,077.00	5,077.00	-	5,071.00	(6.00)
Fund: 4043 - REGINA EMS						
Revenue						
4043-00-000-33140	EMS FUND ACT	5,025.00	5,025.00	-	5,031.00	6.00
Revenue Total:		5,025.00	5,025.00	-	5,031.00	6.00
Fund: 4043 - REGINA EMS Total:		5,025.00	5,025.00	-	5,031.00	6.00
Fund: 4044 - PENA BLANCA EMS						
Revenue						
4044-00-000-33140	EMS FUND ACT	5,000.00	5,000.00	-	5,010.00	10.00
Revenue Total:		5,000.00	5,000.00	-	5,010.00	10.00
Fund: 4044 - PENA BLANCA EMS Total:		5,000.00	5,000.00	-	5,010.00	10.00
Fund: 4045 - TORREON EMS						
Revenue						
4045-00-000-33140	EMS FUND ACT	7,003.00	7,003.00	-	7,002.00	(1.00)
Revenue Total:		7,003.00	7,003.00	-	7,002.00	(1.00)
Fund: 4045 - TORREON EMS Total:		7,003.00	7,003.00	-	7,002.00	(1.00)
Fund: 4049 - NAVAJO NATION EMS						
Revenue						
4049-00-000-33140	EMS FUNDS	8904.00	8,904.00	-	8,710.00	(194.00)
Revenue Total:		8904.00	8,904.00	-	8,710.00	(194.00)
Fund: 4049 - NAVAJO NATION EMS Total:		8904.00	8,904.00	-	8,710.00	(194.00)
Fund: 4170 - FIRE PROTECTION FUND						
Revenue						
4170-00-000-33070	STATE FIRE ALLOTMENT	81,202.00	81,202.00	16,067.60	48,548.40	(32,653.60)
Revenue Total:		81,202.00	81,202.00	16,067.60	48,548.40	(32,653.60)
Fund: 4170 - FIRE PROTECTION FUND	Total:	81,202.00	81,202.00	16,067.60	48,548.40	(32,653.60)
Fund: 4241 - WILDLAND FUNDING						
Revenue						
4241-99-000-31760	REFUNDS/REIMBURSEMENTS	0	-	36,832.58	196,898.72	196,898.72
Revenue Total:		0	-	36,832.58	196,898.72	196,898.72
Fund: 4241 - WILDLAND FUNDING	Total:	0	-	36,832.58	196,898.72	196,898.72
Fund: 4450 - HOMELAND SECURITY GRANTS						
Revenue						
4450-99-000-31939	2016 SHSGP GRANT - FEDERAL	220,000.00	220,000.00	220,000.00	220,000.00	-
Revenue Total:		220,000.00	220,000.00	220,000.00	220,000.00	-
4450-00-000-39999	TRANSFER OUT	-38,883.16	(38,883.16)	-	-	38,883.16
Fund: 4450 - HOMELAND SECURITY GRANTS	Total:	181,116.84	181,116.84	220,000.00	220,000.00	38,883.16
Fund: 5000 - COMMUNITY HEALTH SERVICES						
Revenue						
5000-99-000-30010	ACCTS RECV-PREV FISCAL YR	20,754.60	20,754.60	-	20,424.60	(330.00)
5000-99-000-31764	GRANT INCOME-DETENTION-FEDER	15,000.00	15,000.00	764.46	764.46	(14,235.54)
5000-99-000-31766	HEALTH EXCHANGE REIMB. - STATE	2,250.00	2,250.00	-	1,575.00	(675.00)

Budget Report

For Fiscal: 2018-2019 Period Ending: 10/31/2018

		Original	Current	Period	Fiscal	Variance
		Total Budget	Total Budget	Activity	Activity	Favorable (Unfavorable)
5000-99-000-34346	NMPCA - MEP - FEDERAL	60,000.00	60,000.00	7,212.59	7,212.59	(52,787.41)
	Revenue Total:	98,004.60	98,004.60	7,977.05	29,976.65	(68,027.95)
	Fund: 5000 - COMMUNITY HEALTH SERVICES Total:	98,004.60	98,004.60	7,977.05	29,976.65	(68,027.95)
Fund: 5010 - SUBSTANCE ABUSE PREV.						
Revenue						
5010-99-000-30010	ACCTS RECV-PREV FISCAL YR	20,100.00	20,100.00	-	20,110.43	10.43
5010-99-000-35376	BHSD 12 TO 17-State	100,000.00	100,000.00	-	2,487.42	(97,512.58)
	Revenue Total:	120,100.00	120,100.00	-	22,597.85	(97,502.15)
	Fund: 5010 - SUBSTANCE ABUSE PREV. Total:	120,100.00	120,100.00	-	22,597.85	(97,502.15)
Fund: 5020 - DWI GRANT						
Revenue						
5020-99-000-30010	ACCTS RECV-PREV FISCAL YR	148,383.00	148,383.00	-	189,632.73	41,249.73
5020-99-000-31680	DRUG TESTING FEE-Misc	2,150.00	2,103.00	220.00	540.00	(1,563.00)
5020-99-000-31681	SCRAM CLIENT FEES-Misc	14,671.00	12,100.00	1,822.00	4,736.02	(7,363.98)
5020-99-000-31682	COMPLIANCE PROBATION FEES-Misc	31,509.00	33,457.00	3,910.00	15,053.00	(18,404.00)
5020-99-000-31683	D.W.I. SCREENING FEES-Misc	27,018.00	24,959.00	1,270.00	7,440.00	(17,519.00)
5020-99-000-31684	TREATMENT BOOKS	10,877.00	11,163.00	635.00	3,895.00	(7,268.00)
5020-99-000-31685	JUVENILE ADJUDICATION GRANT-St	35,000.00	22,000.00	-	-	(22,000.00)
5020-99-000-34046	CDWI-TSB State	6,357.00	6,357.00	-	-	(6,357.00)
5020-99-000-34048	TSD-UAD- State	50,000.00	50,000.00	-	-	(50,000.00)
5020-99-000-34052	NM DFA-DWI PROGRAM GRANT-Sta	265,000.00	329,942.00	-	-	(329,942.00)
5020-99-000-34054	NM DFA-DWI DETOX GRANT-State	150,000.00	150,000.00	-	-	(150,000.00)
5020-99-000-34060	NM DFA-DWI DISTRIBUTION GRANT	465,118.00	465,156.00	-	125,135.55	(340,020.45)
	Revenue Total:	1,206,083.00	1,206,083.00	7,857.00	346,432.30	(909,187.70)
5020-00-000-39998	TRANSFER IN	247,674.00	247,674.00	-	-	(247,674.00)
	Fund: 5020 - DWI GRANT Total:	1,453,757.00	1,503,294.00	7,857.00	346,432.30	(1,156,861.70)
Fund: 5050 - PERMANENT SUPPORTIVE HOUSING PROGRAM						
Revenue						
5050-99-000-30010	ACCTS RECV-PREV FISCAL YR	1,125.23	1,125.23	-	1,125.23	-
5050-99-000-31764	PSH-RIO RANCHO CDBG-Federal	14,032.00	14,032.00	-	-	(14,032.00)
5050-99-000-31939	PSH-MFA COG GRANT-State	26,635.00	23,038.00	1,974.66	6,790.12	(16,247.88)
5050-99-000-31940	PSH-NMCEH-Misc	1,000.00	-	-	-	-
5050-99-000-35012	PSH-Grant B - Federal	100,389.00	100,389.00	11,632.00	36,029.00	(64,360.00)
5050-99-000-35014	PSH GRANT A - Federal	191,151.00	191,151.00	18,718.56	56,130.37	(135,020.63)
	Revenue Total:	334,332.23	334,332.23	32,325.22	100,074.72	(229,660.51)
5050-00-000-39998	TRANSFER IN	90,035.00	90,035.00	-	-	(90,035.00)
	Fund: 5050 - PERMANENT SUPPORTIVE HOUSING PROGRAM Total:	424,367.23	419,770.23	32,325.22	100,074.72	(319,695.51)
Fund: 5100 - COMMUNITY SERVICES - GRANTS						
Revenue						
5100-99-000-31940	GRANT - NMDOH	14,684.00	14,684.00	-	10,000.00	(4,684.00)
	Revenue Total:	14,684.00	14,684.00	-	10,000.00	(4,684.00)
	Fund: 5100 - COMMUNITY SERVICES - GRANTS Total:	14,684.00	14,684.00	-	10,000.00	(4,684.00)
Fund: 5250 - SENIOR SUPPORT PROGRAM						
Revenue						
5250-99-000-30010	ACCTS RECV-PREV FISCAL YR	1,500.00	1,500.00	-	-	(1,500.00)
	Revenue Total:	1,500.00	1,500.00	-	-	(1,500.00)
5250-00-000-39998	TRANSFER IN	1,792,718.00	1,792,718.00	-	-	(1,792,718.00)
	Fund: 5250 - SENIOR SUPPORT PROGRAM Total:	1,794,218.00	1,794,218.00	-	-	(1,794,218.00)
Fund: 5260 - SENIOR CITIZENS						
Revenue						
5260-99-000-30010	ACCTS RECV-PREV FISCAL YR	117,535.94	117,535.94	-	119,630.56	2,094.62
5260-99-000-31941	SR CITIZENS HOME DELIVERED-PI - M	53,000.00	53,000.00	4,218.00	16,121.80	(36,878.20)
5260-99-000-31942	HOMEMAKER SERVICES-Program In	5,000.00	5,000.00	400.00	1,413.50	(3,586.50)

Budget Report

For Fiscal: 2018-2019 Period Ending: 10/31/2018

		Original	Current	Period	Fiscal	Variance
		Total Budget	Total Budget	Activity	Activity	Favorable (Unfavorable)
5260-99-000-31944	SR CITIZENS TRANSPORTATION-PI - I	14,000.00	14,000.00	1,142.25	6,403.09	(7,596.91)
5260-99-000-31945	SR CITIZENS CONGREGATE-PI - Misc.	119,000.00	119,000.00	10,927.15	41,331.37	(77,668.63)
5260-99-000-31946	III-E RESPITE-PI - Misc	1,700.00	1,700.00	86.00	337.00	(1,363.00)
5260-99-000-34302	SENIOR CITIZENS STATE HB-2	488,828.00	488,828.00	44,716.52	85,674.20	(403,153.80)
5260-99-000-34310	SR EMPLOYMENT - TITLE 5 - State	52,236.00	52,236.00	5,329.00	9,204.00	(43,032.00)
5260-99-000-35302	SENIOR CITIZENS FED-III-B	37,147.00	37,147.00	2,763.74	5,444.27	(31,702.73)
5260-99-000-35304	SENIORS FEDERAL IIIIE	10,196.00	10,196.00	864.84	1,572.19	(8,623.81)
5260-99-000-35306	SENIOR CITIZENS FED-C-I	109,176.00	109,176.00	10,490.45	19,961.47	(89,214.53)
5260-99-000-35308	SENIOR CITIZENS FED-C-2	22,547.00	22,547.00	1,944.68	3,721.83	(18,825.17)
5260-99-000-35311	TITLE IIIB CASE MANAGEMENT - Fed	22,831.00	22,831.00	2,568.49	4,826.62	(18,004.38)
5260-99-000-35312	TITLE IIIB - HOMEMAKER-Federal	12,000.00	12,000.00	1,632.60	3,104.40	(8,895.60)
	Revenue Total:	1,065,196.94	1,065,196.94	87,083.72	318,746.30	(746,450.64)
5260-00-000-39998	TRANSFER IN	182,073.00	182,073.00	-	-	(182,073.00)
	Fund: 5260 - SENIOR CITIZENS Total:	1,247,269.94	1,247,269.94	87,083.72	318,746.30	(928,523.64)
Fund: 5270 - SENIOR ANCILLARY						
Revenue						
5270-99-000-30010	SENIOR CITIZENS PRIOR-YR REV	22,639.83	22,639.83	-	22,639.83	-
5270-99-000-34304	SENIOR COMPANION PROGRAM-Sta	62,300.00	62,300.00	11,286.24	11,286.24	(51,013.76)
5270-99-000-34306	SENIOR CITIZENS RSVP PROG-State	48,500.00	48,500.00	10,598.57	10,598.57	(37,901.43)
5270-99-000-34312	FOSTER GRANDPARENT PROGRAM-!	48,741.00	48,741.00	8,393.15	8,393.15	(40,347.85)
	Revenue Total:	182,180.83	182,180.83	30,277.96	52,917.79	(129,263.04)
5270-00-000-39998	TRANSFER IN	55,632.00	55,632.00	-	-	(55,632.00)
	Fund: 5270 - SENIOR ANCILLARY Total:	237,812.83	237,812.83	30,277.96	52,917.79	(184,895.04)
Fund: 6011 - ECONOMIC DEVELOPMENT GRANT ACCOUNT						
Revenue						
6011-00-000-31940	GRANT REVENUE-LEADS	7,000.00	7,000.00	-	-	(7,000.00)
	Revenue Total:	7,000.00	7,000.00	-	-	(7,000.00)
	Fund: 6011 - ECONOMIC DEVELOPMENT GRANT ACCOUNT Total:	7,000.00	7,000.00	-	-	(7,000.00)
Fund: 6020 - EL ZOCALO						
Revenue						
6020-00-000-31760	REFUNDS AND REIMBURSEMENTS	0.00	-	-	300.00	300.00
6020-99-000-31640	RENTAL	99,826.00	99,826.00	5,043.50	25,272.17	(74,553.83)
6020-99-000-31642	EVENTS - DAMAGE DEPOSIT	16,000.00	16,000.00	1,000.00	5,100.00	(10,900.00)
6020-99-000-31644	EVENTS - SECURITY DEPOSIT	5,000.00	5,000.00	-	1,700.00	(3,300.00)
	Revenue Total:	120,826.00	120,826.00	6,043.50	32,372.17	(88,453.83)
	Fund: 6020 - EL ZOCALO Total:	120,826.00	120,826.00	6,043.50	32,372.17	(88,453.83)
Fund: 6030 - COUNTY FAIRGROUNDS MANAGEMENT						
Revenue						
6030-99-000-31640	RENTAL	10,000.00	10,000.00	200.00	1,225.00	(8,775.00)
6030-99-000-31940	CDBG GRANT INCOME - FEDERAL	490,000.00	490,000.00	-	-	(490,000.00)
	Revenue Total:	500,000.00	500,000.00	200.00	1,225.00	(498,775.00)
6030-00-000-39998	TRANSFER IN	17,538.00	17,538.00	-	-	(17,538.00)
	Fund: 6030 - COUNTY FAIRGROUNDS MANAGEMENT Total:	517,538.00	517,538.00	200.00	1,225.00	(516,313.00)
Fund: 6090 - COUNTY BUSINESS DEVELOPMENT						
Revenue						
6090-00-000-31938	PARTNERSHIP REVENUE	0.00	-	1,000.00	1,000.00	1,000.00
	Revenue Total:	0.00	-	1,000.00	1,000.00	1,000.00
	Fund: 6090 - COUNTY BUSINESS DEVELOPMENT Total:	0.00	-	1,000.00	1,000.00	1,000.00
Fund: 6110 - LODGERS TAX						
Revenue						
6110-99-000-31760	REFUNDS AND REIMBURSEMENTS	0.00	-	134.84	134.84	134.84
6110-99-000-32000	LODGER'S TAX	13,000.00	13,000.00	2,534.34	5,119.94	(7,880.06)
	Revenue Total:	13,000.00	13,000.00	2,669.18	5,254.78	(7,745.22)
	Fund: 6110 - LODGERS TAX Total:	13,000.00	13,000.00	2,669.18	5,254.78	(7,745.22)

Budget Report

For Fiscal: 2018-2019 Period Ending: 10/31/2018

		Original	Current	Period	Fiscal	Variance
		Total Budget	Total Budget	Activity	Activity	Favorable (Unfavorable)
Fund: 6120 - JEMEZ MOUNTAIN TRAIL GRANT						
Revenue						
6120-99-000-39999	TRANSFER OUT	-1,232.26	(1,232.26)	-	-	1,232.26
Revenue Total:		-1,232.26	(1,232.26)	-	-	1,232.26
Fund: 6120 - JEMEZ MOUNTAIN TRAIL GRANT Total:		-1,232.26	(1,232.26)	-	-	1,232.26
Fund: 6130 - CELL TOWER						
Revenue						
6130-99-000-31802	CELL TOWER HOLDING ACCT	5,000.00	5,000.00	-	25,500.00	20,500.00
Revenue Total:		5,000.00	5,000.00	-	25,500.00	20,500.00
Fund: 6130 - CELL TOWER Total:		5,000.00	5,000.00	-	25,500.00	20,500.00
Fund: 6131 - SUBDIVISION ENGINEERING FEES						
Revenue						
6131-00-000-31572	SUBDIVISION ENGINEERING FEES	10000.00	10,000.00	2,500.00	2,500.00	(7,500.00)
Revenue Total:		10000.00	10,000.00	2,500.00	2,500.00	(7,500.00)
Fund: 6131 - SUBDIVISION ENGINEERING FEES Total:		10000.00	10,000.00	2,500.00	2,500.00	(7,500.00)
Fund: 6500 - LEGISLATIVE FUNDING						
Revenue						
6500-99-000-30010	ACCTS RECV-PREV FISCAL YR	671993.42	671,993.42	-	671,933.42	(60.00)
6500-99-000-34100	LEGISLATIVE-SR. PROGRAM	1032553.00	1,032,553.00	-	-	(1,032,553.00)
Revenue Total:		1704546.42	1,704,546.42	-	671,933.42	(1,032,613.00)
Fund: 6500 - LEGISLATIVE FUNDING Total:		1704546.42	1,704,546.42	-	671,933.42	(1,032,613.00)
Fund: 6502 - 2015 GO LIBRARY BOND						
Revenue						
6502-99-000-32020	INTEREST INCOME	0.00	-	0.01	102.32	102.32
Revenue Total:		0.00	-	0.01	102.32	102.32
6502-00-000-39999	TRANSFER OUT	-53,839.59	(53,839.59)	-	(53,928.40)	(88.81)
Fund: 6502 - 2015 GO LIBRARY BOND Total:		-53,839.59	(53,839.59)	0.01	(53,826.08)	13.51
Fund: 6504 - ECONOMIC DEVELOPMENT PROJECTS ACCOUNT						
Revenue						
6504-99-000-31842	INCENTIVE PILOT PAYMENT	889,997.00	889,997.00	-	-	(889,997.00)
6504-99-000-32020	INTEREST REVENUE	10,500.00	10,500.00	3,841.46	11,082.53	582.53
Revenue Total:		900,497.00	900,497.00	3,841.46	11,082.53	(889,414.47)
Fund: 6504 - ECONOMIC DEVELOPMENT PROJECTS ACCOUNT Total:		900,497.00	900,497.00	3,841.46	11,082.53	(889,414.47)
Fund: 6505 - ECONOMIC DEVELOPMENT INCENTIVE ACCOUNT						
Revenue						
6505-99-000-32020	INTEREST REVENUE	8,000.00	8,000.00	4,880.17	8,955.72	955.72
Revenue Total:		8,000.00	8,000.00	4,880.17	8,955.72	955.72
Fund: 6505 - ECONOMIC DEVELOPMENT INCENTIVE ACCOUNT Total:		8,000.00	8,000.00	4,880.17	8,955.72	955.72
Fund: 6506 - ENERGY EFFICIENCY PROJECT						
Revenue						
6506-99-000-31760	REFUNDS & REIMBURSEMENTS	340,000.00	340,000.00	-	-	(340,000.00)
6506-99-000-32020	INTEREST REVENUE	5,000.00	5,000.00	239.69	1,286.12	(3,713.88)
Revenue Total:		345,000.00	345,000.00	239.69	1,286.12	(343,713.88)
Fund: 6506 - ENERGY EFFICIENCY PROJECT Total:		345,000.00	345,000.00	239.69	1,286.12	(343,713.88)
Report Total:		59,363,388.33	62,509,328.33	6,491,038.38	14,681,734.49	(47,827,593.84)



Sandoval County, NM

Detail of Fund Receipts Account Summary

For Fiscal: 2018-2019 Period Ending: 10/31/2018

		Original Total Budget	Current Total Budget	Period Activity	Fiscal Activity	Variance Favorable (Unfavorable)
Fund: 8102 - DEBT SERVICE						
Revenue						
8102-00-000-32200	2015 FIRE PROTECTION	431,508.65	431,508.65	44,590.40	172,828.34	(258,680.31)
8102-00-000-32210	2010 INFRASTRUCTURE	194,862.50	194,862.50	22,294.76	86,412.77	(108,449.73)
8102-00-000-32222	2016 GRT REVENUE	598,143.76	598,143.76	49,845.31	199,197.90	(398,945.86)
8102-00-000-32224	LANDFILL REVENUES	928,846.00	928,846.00	77,403.83	94,053.44	(834,792.56)
8102-00-000-32230	PILT REVENUE LOAN (NMFA)	655,674.75	655,674.75	-	-	(655,674.75)
8102-99-000-32020	INTEREST REVENUE	0.00	-	118.28	811.81	811.81
	Revenue Total:	2,809,035.66	2,809,035.66	194,252.58	553,304.26	(2,255,731.40)
8102-00-000-39998	TRANSFERS IN	215,561.88	215,561.88	-	215,613.78	51.90
Fund: 8102 - DEBT SERVICE	Total:	3,024,597.54	3,024,597.54	194,252.58	768,918.04	(2,255,679.50)
Fund: 8104 - GO DEBT SERVICE						
Revenue						
8104-99-000-31020	DEBT-CURR-YR-PROPERTY TAX	1,995,585.00	1,995,585.00	8,060.47	68,520.48	(1,927,064.52)
8104-99-000-32020	INTEREST INCOME	2,500.00	2,500.00	352.71	3,012.60	512.60
	Revenue Total:	1,998,085.00	1,998,085.00	8,413.18	71,533.08	(1,926,551.92)
8104-00-000-39998	TRANSFER IN	53,839.59	53,839.59	-	53,928.40	88.81
Fund: 8104 - GO DEBT SERVICE	Total:	2,051,924.59	2,051,924.59	8,413.18	125,461.48	(1,926,463.11)
Fund: 8106 - PLACITAS DEBT SERVICE						
Revenue						
8106-00-000-32020	INTEREST INCOME	15.00	15.00	0.88	16.54	1.54
8106-99-000-31020	DEBT-CURR-YR-PROPERTY TAX	22,173.00	22,173.00	93.16	438.86	(21,734.14)
	Revenue Total:	22,188.00	22,188.00	94.04	455.40	(21,732.60)
Fund: 8106 - PLACITAS DEBT SERVICE	Total:	22,188.00	22,188.00	94.04	455.40	(21,732.60)
Fund: 8110 - INCENTIVE BOND DEBT SERVICE						
Revenue						
8110-00-000-31842	INTEL PILOT PAYMENT	8,295,485.00	8,295,485.00	-	-	(8,295,485.00)
8110-00-000-32020	INTEREST REVENUE	324,247.00	324,247.00	136.88	542.59	(323,704.41)
	Revenue Total:	8,619,732.00	8,619,732.00	136.88	542.59	(8,619,189.41)
Fund: 8110 - INCENTIVE BOND DEBT SERVICE	Total:	8,619,732.00	8,619,732.00	136.88	542.59	(8,619,189.41)
Fund: 8112 - NMFA RESERVE - LANDFILL PROJECT LOAN						
Revenue						
8112-00-000-30020	ON HOLD FOR D/S PAYMENT	0.00	-	141,877.24	141,877.24	141,877.24
8112-00-000-32020	INTEREST INCOME	9,030.00	9,030.00	977.16	3,462.65	(5,567.35)
	Revenue Total:	9,030.00	9,030.00	142,854.40	145,339.89	136,309.89
Fund: 8112 - NMFA RESERVE - LANDFILL PROJECT LOAN	Total:	9,030.00	9,030.00	142,854.40	145,339.89	136,309.89
Fund: 8114 - NMFA RESERVE - LANDFILL SYSTEM LOAN						
Revenue						
8114-00-000-39999	TRANSFER OUT	(215,561.88)	(215,561.88)	-	(215,561.88)	-
	Revenue Total:	(215,561.88)	(215,561.88)	-	(215,561.88)	-
Fund: 8114 - NMFA RESERVE - LANDFILL SYSTEM LOAN	Total:	(215,561.88)	(215,561.88)	-	(215,561.88)	-
Fund: 8116 - PONDEROSA VFD - NMFA ACCOUNT PP-2479						
Revenue						
8116-99-000-32020	INTEREST INCOME	675.00	675.00	110.41	419.82	(255.18)
8116-99-000-33070	STATE FIRE ALLOTMENT	17,647.00	17,647.00	-	-	(17,647.00)
	Revenue Total:	18,322.00	18,322.00	110.41	419.82	(17,902.18)
Fund: 8116 - PONDEROSA VFD - NMFA ACCOUNT PP-2479	Total:	18,322.00	18,322.00	110.41	419.82	(17,902.18)

		Original	Current	Period	Fiscal	Variance
		Total Budget	Total Budget	Activity	Activity	Favorable (Unfavorable)
Fund: 8118 - ALGODONES VFD - NMFA ACCOUNT PP-2480						
Revenue						
8118-99-000-32020	INTEREST INCOME	25.00	25.00	16.33	52.67	27.67
8118-99-000-33070	STATE FIRE ALLOTMENT	9,174.00	9,174.00	-	8,999.00	(175.00)
Revenue Total:		9,199.00	9,199.00	16.33	9,051.67	(147.33)
Fund: 8118 - ALGODONES VFD - NMFA ACCOUNT PP-2480 Total:		9,199.00	9,199.00	16.33	9,051.67	(147.33)
Fund: 8120 - PLACITAS VFD - NMFA ACCOUNT PP-2481						
Revenue						
8120-99-000-32020	INTEREST INCOME	880.00	880.00	143.86	546.98	(333.02)
8120-99-000-33070	STATE FIRE ALLOTMENT	22,591.00	22,591.00	-	-	(22,591.00)
Revenue Total:		23,471.00	23,471.00	143.86	546.98	(22,924.02)
Fund: 8120 - PLACITAS VFD - NMFA ACCOUNT PP-2481 Total:		23,471.00	23,471.00	143.86	546.98	(22,924.02)
Fund: 8122 - LA MADERA VFD - NMFA ACCOUNT PP-2929						
Revenue						
8122-00-000-39999	TRANSFER OUT	-51.90	(51.90)	-	(51.90)	-
Revenue Total:		-51.90	(51.90)	-	(51.90)	-
Fund: 8122 - LA MADERA VFD - NMFA ACCOUNT PP-2929 Total:		-51.90	(51.90)	-	(51.90)	-
Fund: 8124 - SOUTH FD - NMFA ACCOUNT PP-2930						
Revenue						
8124-99-000-32020	INTEREST INCOME	38.00	38.00	25.89	83.31	45.31
8124-99-000-33070	STATE FIRE ALLOTMENT	14,478.00	14,478.00	-	14,461.00	(17.00)
Revenue Total:		14,516.00	14,516.00	25.89	14,544.31	28.31
Fund: 8124 - SOUTH FD - NMFA ACCOUNT PP-2930 Total:		14,516.00	14,516.00	25.89	14,544.31	28.31
Fund: 8126 - PONDEROSA VFD - NMFA ACCOUT PP-2931						
Revenue						
8126-99-000-32020	INTEREST INCOME	34.00	34.00	23.32	75.04	41.04
8126-99-000-33070	STATE FIRE ALLOTMENT	13,042.00	13,042.00	-	13,027.00	(15.00)
Revenue Total:		13,076.00	13,076.00	23.32	13,102.04	26.04
Fund: 8126 - PONDEROSA VFD - NMFA ACCOUT PP-2931 Total:		13,076.00	13,076.00	23.32	13,102.04	26.04
Fund: 8128 - REGINA VFD - NMFA ACCOUNT PP-2932						
Revenue						
8128-99-000-32020	INTEREST INCOME	23.00	23.00	15.41	49.60	26.60
8128-99-000-33070	STATE FIRE ALLOTMENT	8,636.00	8,636.00	-	8,612.00	(24.00)
Revenue Total:		8,659.00	8,659.00	15.41	8,661.60	2.60
Fund: 8128 - REGINA VFD - NMFA ACCOUNT PP-2932 Total:		8,659.00	8,659.00	15.41	8,661.60	2.60
Fund: 8130 - ZIA PUEBLO VFD - NMFA ACCOUNT PP2933						
Revenue						
8130-99-000-32020	INTEREST INCOME	14.00	14.00	9.49	30.54	16.54
8130-99-000-33070	STATE FIRE ALLOTMENT	5,304.00	5,304.00	-	5,298.00	(6.00)
Revenue Total:		5,318.00	5,318.00	9.49	5,328.54	10.54
Fund: 8130 - ZIA PUEBLO VFD - NMFA ACCOUNT PP2933 Total:		5,318.00	5,318.00	9.49	5,328.54	10.54
Fund: 8132 - 2016 PILT REFUNDING RESERVE						
Revenue						
8132-99-000-32020	INTEREST INCOME	7,763.00	7,763.00	837.36	2,985.01	(4,777.99)
Revenue Total:		7,763.00	7,763.00	837.36	2,985.01	(4,777.99)
Fund: 8132 - 2016 PILT REFUNDING RESERVE Total:		7,763.00	7,763.00	837.36	2,985.01	(4,777.99)
Fund: 8136 - REFUNDING DETENTION CTR CUBA (AMI-KIDS)						
Revenue						
8136-99-000-31640	RENTAL INCOME	317,602.28	317,602.28	9,410.00	37,631.00	(279,971.28)
8136-99-000-32020	INTEREST INCOME	5,332.50	5,332.50	718.04	2,353.58	(2,978.92)

		Original	Current	Period	Fiscal	Variance
		Total Budget	Total Budget	Activity	Activity	Favorable (Unfavorable)
Revenue Total:		322,934.78	322,934.78	10,128.04	39,984.58	(282,950.20)
8136-99-000-39998	TRANSFERS IN	0	-	17,056.94	68,236.76	68,236.76
Fund: 8136 - REFUNDING DETENTION CTR CUBA (AMI-KIDS) Total:		322,934.78	322,934.78	27,184.98	108,221.34	(214,713.44)
Fund: 8138 - AMI-KIDS RENTAL INCOME						
Revenue						
8138-99-000-31640	RENTAL INCOME	0.00	-	9,410.00	-	-
8138-99-000-32020	INTEREST INCOME	0.00	-	30.53	199.19	199.19
Revenue Total:		0.00	-	9,440.53	199.19	199.19
8138-99-000-39998	TRANSFER IN	103,780.95	103,780.95	-	-	(103,780.95)
8138-99-000-39999	TRANSFER OUT	0.00	-	(17,056.94)	(68,236.76)	(68,236.76)
Fund: 8138 - AMI-KIDS RENTAL INCOME Total:		103,780.95	103,780.95	(7,616.41)	(68,037.57)	(171,818.52)
Fund: 8190 - TAX PAYMENT ACCOUNT						
Revenue						
8190-00-000-31164	DEPOSITS TO TAX PAYMENT ACCOU	0.00	-	2,458,934.57	9,916,211.21	9,916,211.21
Revenue Total:		0.00	-	2,458,934.57	9,916,211.21	9,916,211.21
Fund: 8190 - TAX PAYMENT ACCOUNT Total:		0.00	-	2,458,934.57	9,916,211.21	9,916,211.21
Fund: 8214 - 2007 PILT REVENUE BOND						
Revenue						
8214-00-000-32020	INTEREST INCOME	-	-	68.19	270.32	270.32
Revenue Total:		-	-	68.19	270.32	270.32
Fund: 8214 - 2007 PILT REVENUE BOND Total:		-	-	68.19	270.32	270.32
Fund: 8234 - 2013 LANDFILL PROJECT LOAN						
Revenue						
8234-00-000-32020	INTEREST INCOME	300.00	300.00	86.52	532.48	232.48
Revenue Total:		300.00	300.00	86.52	532.48	232.48
Fund: 8234 - 2013 LANDFILL PROJECT LOAN Total:		300.00	300.00	86.52	532.48	232.48
Fund: 8300 - SANDOVAL GENERAL FUND						
Revenue						
8300-99-000-32020	INVESTMENT INCOME (INTEREST)	6,000.00	6,000.00	3,959.88	16,071.65	10,071.65
Revenue Total:		6,000.00	6,000.00	3,959.88	16,071.65	10,071.65
8300-99-000-39999	TRANSFER OUT	-	-	-	(50,000.00)	(50,000.00)
Fund: 8300 - SANDOVAL GENERAL FUND Total:		6,000.00	6,000.00	3,959.88	(33,928.35)	(39,928.35)
Fund: 8306 - BOND RESERVE FUNDS INVESTMENT						
Revenue						
8306-00-000-32020	INTEREST INCOME	200.00	200.00	9.41	765.26	565.26
Revenue Total:		200.00	200.00	9.41	765.26	565.26
Fund: 8306 - BOND RESERVE FUNDS INVESTMENT Total:		200.00	200.00	9.41	765.26	565.26
Fund: 8310 - AMI-KIDS RESERVE FUND						
Revenue						
8310-00-000-32020	INTEREST INCOME	910.00	910.00	1,163.12	872.01	(37.99)
Revenue Total:		910.00	910.00	1,163.12	872.01	(37.99)
8310-00-000-39999	TRANSFER OUT	(103,780.95)	(103,780.95)	-	-	103,780.95
Fund: 8310 - AMI-KIDS RESERVE FUND Total:		(102,870.95)	(102,870.95)	1,163.12	872.01	103,742.96
Fund: 8313 - 2015 LIBRARY INVESTMENT ACCOUNT						
Revenue						
8313-00-000-32020	INTEREST INCOME	800.00	800.00	-	-	(800.00)
Revenue Total:		800.00	800.00	-	-	(800.00)
Fund: 8313 - 2015 LIBRARY INVESTMENT ACCOUNT Total:		800.00	800.00	-	-	(800.00)

		Original	Current	Period	Fiscal	Variance
		Total Budget	Total Budget	Activity	Activity	Favorable (Unfavorable)
Fund: 8314 - AMI-KIDS MAINTENANCE ACCT						
Revenue						
8314-00-000-32020	INTEREST INCOME	315.00	315.00	12.61	496.31	181.31
Revenue Total:		315.00	315.00	12.61	496.31	181.31
Fund: 8314 - AMI-KIDS MAINTENANCE ACCT Total:		315.00	315.00	12.61	496.31	181.31
Fund: 8316 - INDIGENT INVESTMENT ACCOUNT						
Revenue						
8316-00-000-32020	INTEREST INCOME	1,286.00	1,286.00	6,693.86	21,463.58	20,177.58
Revenue Total:		1,286.00	1,286.00	6,693.86	21,463.58	20,177.58
Fund: 8316 - INDIGENT INVESTMENT ACCOUNT Total:		1,286.00	1,286.00	6,693.86	21,463.58	20,177.58
Fund: 8317 - INDIGENT LGIP ACCOUNT						
Revenue						
8317-00-000-32020	INTEREST INCOME	0.00	-	109.11	109.11	109.11
Revenue Total:		0.00	-	109.11	109.11	109.11
8317-00-000-39998	TRANSFERS IN	0.00	-	-	50,000.00	50,000.00
8317-00-000-39999	TRANSFER OUT	0.00	-	(50,000.00)	(50,000.00)	(50,000.00)
Fund: 8317 - INDIGENT LGIP ACCOUNT Total:		0.00	-	(49,890.89)	109.11	109.11
Fund: 8318 - NMB-T CASH MANAGEMENT ACCOUNT						
Revenue						
8318-00-000-32020	INTEREST INCOME	5,500.00	5,500.00	11,524.03	19,322.34	13,822.34
Revenue Total:		5,500.00	5,500.00	11,524.03	19,322.34	13,822.34
Fund: 8318 - NMB-T CASH MANAGEMENT ACCOUNT Total:		5,500.00	5,500.00	11,524.03	19,322.34	13,822.34
Fund: 8319 - LGIP CASH MANAGEMENT ACCOUNT						
Revenue						
8319-99-000-32020	INTEREST INCOME	0.00	-	95.47	95.47	95.47
Revenue Total:		0.00	-	95.47	95.47	95.47
8319-99-000-39998	TRANSFER IN	0.00	-	50,000.00	50,000.00	50,000.00
Fund: 8319 - LGIP CASH MANAGEMENT ACCOUNT Total:		0.00	-	50,095.47	50,095.47	50,095.47
Report Total:		13950428.13	13,950,428.13	2,849,158.49	10,896,137.10	(3,054,291.03)



Sandoval County, NM

Detail of Fund Receipts Account Summary

For Fiscal: 2018-2019 Period Ending: 10/31/2018

		Original Total Budget	Current Total Budget	Period Activity	Fiscal Activity	Variance Favorable (Unfavorable)
Fund: 8390 - INMATE CUSTODIAL ACCOUNT						
Revenue						
8390-99-000-31876	INMATE CUSTODIAL DEPOSITS	0	-	47,617.17	173,803.00	173,803.00
	Revenue Total:	0	-	47,617.17	173,803.00	173,803.00
Fund: 8390 - INMATE CUSTODIAL ACCOUNT Total:		0	-	47,617.17	173,803.00	173,803.00
Fund: 8999 - ARCHIVE - EMPLOYEE INSURANCE						
Revenue						
8999-99-000-30150	INSURANCE PREMIUM	0	-	508,011.08	1,520,305.41	1,520,305.41
8999-99-000-31760	REFUNDS AND REIMBURSEMENTS	0	-	3.00	49.30	49.30
	Revenue Total:	0	-	508,014.08	1,520,354.71	1,520,354.71
Fund: 8999 - ARCHIVE - EMPLOYEE INSURANCE Total:		0	-	508,014.08	1,520,354.71	1,520,354.71
Fund: 9950 - FLEX PAYMENT ACCOUNT (NON COUNTY ACCT)						
Revenue						
9950-00-000-31760	REFUNDS AND REIMBURSEMENTS	0	-	703.92	773.92	773.92
9950-00-000-35500	EMPLOYEE CONTRIBUTIONS	0	-	11,487.93	35,384.71	35,384.71
	Revenue Total:	0	-	12,191.85	36,158.63	36,158.63
Fund: 9950 - FLEX PAYMENT ACCOUNT (NON COUNTY ACCT) Total:		0	-	12,191.85	36,158.63	36,158.63
Report Total:		0	-	567,823.10	1,730,316.34	1,730,316.34

FINANCIAL REPORT OF THE COUNTY TREASURER
TAX SCHEDULE MAINTENANCE REPORT
AS OF OCTOBER 31, 2018

106th FY
SANDOVAL COUNTY

TAX YEAR	TOTAL TAXES CHARGED TO TREASURER	TOTAL NET ADJUSTMENTS TO DATE	NET TAXES CHARGED TO TREASURER	TAXES COLLECTED THIS MONTH	TAXES COLLECTED TO DATE	TAXES UNCOLLECTED TO DATE	PERCENTAGE COLLECTED
2009	\$113,377,538.50	(2,706,736.76)	** 110,670,801.74	\$1,116.16	\$110,224,577.03	\$446,224.71	99.60%
2010	\$115,121,965.22	(1,380,907.65)	** 113,741,057.57	\$1,489.52	\$113,408,854.51	\$332,203.06	99.71%
2011	\$111,937,985.80	59,070.12	111,997,055.92	\$3,078.26	\$111,664,278.00	\$332,777.92	99.70%
2012	\$114,443,115.48	(84,376.78)	114,358,738.70	\$4,498.40	\$113,965,973.66	\$392,765.04	99.66%
2013	\$115,726,180.71	(100,111.02)	115,626,069.69	\$7,489.82	\$115,179,299.15	\$446,770.54	99.61%
2014	\$115,146,019.09	760,504.14	115,906,523.23	\$12,520.55	\$115,410,122.51	\$496,400.72	99.57%
2015	\$118,878,983.27	137,276.24	119,016,259.51	\$21,382.01	\$118,314,051.33	\$702,208.18	99.41%
2016	\$124,297,473.78	161,971.60	124,459,445.38	\$64,458.13	\$123,029,260.54	\$1,430,184.84	98.85%
2017	\$114,824,481.20	(285,732.56)	114,538,748.64	114,423.03	\$111,881,642.42	\$2,657,106.22	97.68%
Sub Total	\$1,043,753,743.05	-\$3,439,042.67	\$1,040,314,700.38	\$230,455.88	\$1,033,078,059.15	\$7,236,641.23	99.30%
2018	\$119,830,398.58	\$0.00	119,830,398.58	1,683,003.46	1,682,886.22	118,079,595.02	1.40%
TOTALS	1,163,584,141.63	(3,439,042.67)	1,160,145,098.96	1,913,459.34	1,034,760,945.37	125,316,236.25	89.19%

* Total includes abatements and paid taxes on closed accounts before the 2009 conversion.

** Adjustments for 2009 and 2010 include an unusually large number of property tax protests submitted for those tax years.

FINANCIAL REPORT OF THE COUNTY TREASURER
STATEMENT OF DEBT
FOR THE MONTH OF OCTOBER 2018

106th FY
SANDOVAL COUNTY

PURPOSE	DATE OF ISSUE	RATE OR AVERAGE RATE	ORIGINAL AMOUNT OF ISSUE	REDEEMED THIS MONTH	PRINCIPAL AMOUNT OUTSTANDING	TOTAL INTEREST REQUIRED	INTEREST PAID THIS MONTH	INTEREST PAID TO DATE	INTEREST OUT-STANDING
GENERAL OBLIGATION / PROPERTY TAX BASED BONDS AND LOANS									
2016 GO REFUNDING LOAN	12-16	1.40%	1,470,000	0.00	1,110,000	47,801.48	0.00	25,536.59	22,264.89
2015 GO BONDS	05-15	2.00%	5,250,000	0.00	3,800,000	1,300,586.67	0.00	520,236.67	780,350.00
2013 GO BOND	11-13	2.00%	4,775,000	0.00	2,900,000	924,151.67	0.00	608,051.67	316,100.00
2011 GO BOND	12-11	2.00%	3,250,000	0.00	455,000	284,600.69	0.00	275,500.69	9,100.00
2000 PLACITAS HOMESTEAD BOND	03-00	6.51%	295,000	0.00	25,000	214,687.71	0.00	213,125.21	1,562.50
TOTALS			15,040,000.00	0.00	8,290,000.00	2,771,828.22	0.00	1,642,450.83	1,129,377.39
REVENUE BONDS AND LOANS									
2018 DETENTION CENTER LOAN	06-18	3.65%	5,310,000	0.00	5,310,000	950,923.16	0.00	4,322.11	946,601.05
2017 GASOLINE TAX REFUNDING LOAN	03-17	2.25%	1,194,889	0.00	551,359	40,124.34	0.00	30,781.53	9,342.81
2016 PILT REFUNDING LOAN	12-16	1.44%	6,080,000	0.00	5,505,000	492,058.50	0.00	114,747.00	377,311.50
2016 GRT REVENUE	10-16	2.60%	6,845,000	0.00	6,485,000	2,267,228.10	0.00	393,896.72	1,873,331.38
2015 FIRE PROTECTION BOND	03-15	1.95%	2,025,000	0.00	835,000	122,150.99	0.00	105,638.01	16,512.98
2014 INCENTIVE PAYMENT REVENUE BOND**	07-14	2.08%	42,935,000	0.00	16,610,000	3,365,081.48	0.00	2,716,586.88	648,494.60
2013 NMFA LANDFILL PROJECT LOAN	11-13	2.10%	7,040,000	0.00	5,945,000	2,754,917.50	141,923.00	1,492,007.50	1,262,910.00
2012 DETENTION REFUNDING LOAN - CUBA	10-12	3.84%	4,339,661	0.00	3,336,513	1,880,070.46	0.00	770,137.04	1,109,933.42
2010 INFRASTRUCTURE REFUNDING BOND	05-10	4.15%	2,650,000	0.00	1,800,000	1,246,454.59	37,431.25	751,042.08	495,412.51
2010 NMED RURAL INFRASTRUCTURE LOAN	02-10	3.00%	1,017,576	0.00	727,400	350,365.82	0.00	188,603.64	161,762.18
TOTALS			79,437,126.07	0.00	41,795,271.57	13,469,374.94	179,354.25	6,567,762.51	6,901,612.43
NEW MEXICO FINANCE AUTHORITY LOANS FOR FIRE EQUIPMENT									
2013 NMFA FIRE EQUIP LOAN (ZIA VFD)	06-13	1.63%	48,363	0.00	25,189.00	4,612.33	0.00	2,989.93	1,612.40
2013 NMFA FIRE EQUIP LOAN (REGINA VFD)	06-13	1.63%	78,590	0.00	40,932.00	7,495.30	0.00	4,874.98	2,620.32
2013 NMFA FIRE EQUIP LOAN (PONDEROSA VFD)	06-13	1.63%	118,892	0.00	61,924.00	11,316.03	0.00	7,363.25	3,952.78
2013 NMFA FIRE EQUIP LOAN (SOUTH VFD)	06-13	1.63%	131,990	0.00	68,745.00	12,562.46	0.00	8,174.32	4,388.14
2010 NMFA FIRE EQUIP LOAN (SOUTH VFD)	08-10	2.80%	201,985	0.00	65,951.00	36,131.60	0.00	31,671.74	4,459.86
2010 NMFA FIRE EQUIP LOAN (ALGODONES VFD)	08-10	2.80%	79,170	0.00	25,850.00	14,162.09	0.00	12,414.01	1,748.08
2010 NMFA FIRE EQUIP LOAN (PONDEROSA VFD)	08-10	2.80%	157,675	0.00	51,484.00	28,205.35	0.00	24,723.75	3,481.60
TOTALS			816,665.00	0.00	340,075.00	114,485.16	0.00	92,221.98	22,263.18
GRAND TOTAL			95,293,791.07	0.00	50,425,346.57	16,355,688.32	179,354.25	8,302,435.32	8,053,253.00

FINANCIAL REPORT OF THE COUNTY TREASURER
STATEMENT OF DEBT
FOR THE MONTH OF OCTOBER 2018

106th FY
SANDOVAL COUNTY

PURPOSE	DATE OF ISSUE	RATE OR AVERAGE RATE	ORIGINAL AMOUNT OF ISSUE	REDEEMED THIS MONTH	PRINCIPAL AMOUNT OUTSTANDING	TOTAL INTEREST REQUIRED	INTEREST PAID THIS MONTH	INTEREST PAID TO DATE	INTEREST OUTSTANDING
CAPITAL LEASE PAYABLE									
2017 B ENERGY EFFICIENCY PROJECTS LEASE									
	11-07	3.19%	6,550,526	0.00	6,432,697.70	2,649,967.30	0.00	157,171.68	2,492,795.62
MATURED AND REFUNDED BONDS									
2012 GO BOND - Maturity Date 08/01/2018	11-12	2.00%	5,835,000	0.00	0	444,855.83	0.00	444,855.83	0.00
2013 NMFA LANDFILL REFUNDING LOAN (9)	08-13	0.31%	2,146,263	0.00	0.00	52,440.76	0.00	52,440.76	0.00
2013 NMFA FIRE EQUIP LOAN (LA MADERA VFD)(8)	06-13	0.81%	28,212	0.00	0.00	665.53	0.00	665.53	0.00
2010 ACQUISITION AND REFUNDING BOND (1)	04-10	3.00%	2,150,000	0.00	0.00	197,550.00	0.00	197,550.00	0.00
2005 FIRE PROTECTION BOND (2)	03-05	3.00%	5,000,000	0.00	0.00	1,461,106.28	0.00	1,461,106.28	0.00
2005 INCENTIVE PAYMENT REVENUE BOND (3)	09-05	3.50%	55,000,000	0.00	0.00	31,449,404.11	0.00	24,039,935.35	0.00
1999 GRT REFUNDING & IMPROVEMENT (4)	03-99	4.55%	4,800,000	0.00	0.00	2,054,139.47	0.00	2,054,139.47	0.00
2006 GO BOND (5)	12-06	4.00%	3,250,000	0.00	0.00	1,225,964.21	0.00	1,084,021.71	0.00
2007 PILT REVENUE BOND (6)	03-07	4.50%	10,000,000	0.00	0.00	4,728,746.83	0.00	3,267,389.33	0.00
2007 GRT REVENUE (7)	06-07	4.50%	10,000,000	0.00	0.00	3,859,544.76	0.00	3,859,544.76	0.00

** Payments for the Incentive Revenue Bonds are provided by the Intel Corporation under agreement.

Sandoval County had entered into a lease purchase agreement with Sterling National Bank in the amount of \$6,550,526.00 for the acquisition of solar and energy efficiency equipment for County facilities.

- (1) 2010 Acquisition Bond matured 4/1/2015
- (2) 2005 Fire Protection Bond refunded 3/15/2015 with proceeds from the 2015 Fire Protection Bond
- (3) 2005 Incentive Revenue Bonds refunded 6/1/2015 with proceeds from the 2014 Incentive Payment Revenue Bonds
- (4) 1999 GRT Refunding & Improvement Bond matured 3/15/2015
- (5) 2006 GO Bond refunded 12/15/16 with proceeds from the 2016 GO Refunding Loan
- (6) 2007 PILT Revenue Bond refunded 12/15/16 with proceeds from the 2016 PILT Refunding Loan
- (7) 2007 GRT Revenue Bond refunded 6/1/17 with proceeds from 2016 GRT Refunding Loan
- (8) 2013 NMFA Fire Equipment loan paid in full 5/01/2018
- (9) 2013 NMFA Landfill Refunding loan paid in full 5/01/2019



21 Scarsdale Road
Yonkers, New York 10707

October 2018

Reporting Activity 10/01 - 10/31

Page 1 of 2

RETURN SERVICE REQUESTED

COUNTY OF SANDOVAL
STERLING NATIONAL BANK ESCROW ACCOUNT
1500 IDALIA BLDG D
BERNALILLO NM 87004-6303



Contact Us

- Client Services 855-274-2800
- Automated Telephone Banking 855-274-2802
- Mailing Address 21 Scarsdale Road Yonkers, NY 10707
- Online Access <https://www.snb.com>

SUMMARY OF ACCOUNTS

ACCOUNT TYPE	ACCOUNT NUMBER	ENDING BALANCE
MUNICIPAL MONEY MARKET		\$2,525,617.70

MUNICIPAL MONEY MARKET -

Account Summary

Date	Description	
10/01/2018	Beginning Balance	\$3,525,714.25
	1 Debit(s) this period	\$1,000,336.24
	0 Credit(s) this period	\$0.00
10/31/2018	Ending Balance	\$2,525,617.70

Interest Summary

Description	
Interest Earned From 10/01/2018 Through 10/31/2018	
Annual Percentage Yield Earned	0.1000%
Interest Days	31
Interest Earned	\$239.69
Interest Paid This Period	\$239.69
Interest Paid Year-to-Date	\$4,267.27
Interest Withheld Year-to-Date	\$0.00
Average Ledger Balance	\$2,783,529.29
Average Available Balance	\$2,783,529.29

Transaction Activity

Transaction Date	Description	Debits	Credits	Balance	
10/01/2018	Beginning Balance			\$3,525,714.25	B
10/09/2018	OUTGOING WIRE,ENGIE SERVICES U .S.,CIBC BANK USA,SANDOVAL APP #8,983315	-\$1,000,336.24		\$2,525,378.01	o
10/31/2018	INTEREST DEPOSIT		\$239.69	\$2,525,617.70	B
10/31/2018	Ending Balance			\$2,525,617.70	o



**OCTOBER 2018
INVESTMENT ACCOUNTS SUMMARY**

NEW MEXICO BANK & TRUST WEALTH MANAGEMENT - JANUARY 1, 2018 THROUGH DECEMBER 31, 2018

ALL ACCOUNTS	SANDOVAL BOND RESERVE ACCOUNT*		2012 AMI KIDS BOND		AMI KIDS MAINTENANCE FUND		2015 LIBRARY BOND		ECONOMIC DEVELOPMENT INCENTIVE FUND		ECONOMIC DEVELOPMENT INCENTIVE FUND LGIP	
	YEAR TO DATE	YEAR TO DATE	YEAR TO DATE	YEAR TO DATE	YEAR TO DATE	YEAR TO DATE	YEAR TO DATE	MONTHLY	YEAR TO DATE	MONTHLY	YEAR TO DATE	MONTHLY
Beginning Value as of January 1, 2018	\$ 227,987.06	\$ 396,178.95	\$ 91,836.30	\$ 838,695.23					\$ 1,071,252.27	\$ 2,282,322.43		
Cash/Security Transfers	\$ (28.04)	\$ (35.76)	\$ (11.62)	\$ 27,281.93					\$ (67.48)	\$ -		
Contributions	\$ -	\$ -	\$ -	\$ 5.04					\$ -	\$ -		
Income	\$ 2,161.04	\$ 3,521.29	\$ 1,390.04	\$ 5,377.79					\$ 11,857.93	\$ 3,829.14		
Fees	\$ (383.79)	\$ (465.65)	\$ (152.87)	\$ (335.88)					\$ (803.95)	\$ -		
Withdrawals	\$ -	\$ (160,000.00)	\$ -	\$ (861,186.91)					\$ -	\$ -		
Change in account value	\$ (442.00)	\$ (1,841.90)	\$ (986.59)	\$ (9,837.20)					\$ (2,686.22)	\$ (93.79)		
Market Value as of September 30, 2018	\$ 229,294.27	\$ 237,356.93	\$ 92,075.26	\$ 0.00					\$ 1,079,531.95	\$ 2,286,057.78		

**Cash Management account combined with NMB-T Cash Management ALM account-September 2015.

NEW MEXICO BANK & TRUST WEALTH MANAGEMENT & LGIP - JANUARY 1, 2018 THROUGH DECEMBER 31, 2018

ALL ACCOUNTS	SANDOVAL GENERAL FUND ACCOUNT		SANDOVAL CASH MANAGEMENT **ACCOUNT*		SANDOVAL CASH MANAGEMENT LGIP		SANDOVAL COUNTY INDIGENT FUND		SANDOVAL COUNTY INDIGENT FUND LGIP		TOTAL OF ALL GENERAL FUND ACCOUNTS		TOTAL OF ALL RESERVE, BOND AND AGENCY FUND ACCOUNTS		TOTAL OF ALL ECONOMIC DEVELOPMENT FUND ACCOUNTS		TOTAL OF ALL INVESTMENT ACCOUNTS		
	YEAR TO DATE	YEAR TO DATE	YEAR TO DATE	YEAR TO DATE	YEAR TO DATE	YEAR TO DATE	YEAR TO DATE	YEAR TO DATE	YEAR TO DATE	YEAR TO DATE	YEAR TO DATE	YEAR TO DATE	YEAR TO DATE	YEAR TO DATE	YEAR TO DATE	YEAR TO DATE	YEAR TO DATE	YEAR TO DATE	
Beginning Value as of January 1, 2018	\$ 4,532,936.34	\$ 6,873,534.22	\$ -	\$ 3,039,799.98	\$ -	\$ 3,039,799.98	\$ -	\$ -	\$ -	\$ -	\$ 14,446,264.54	\$ 1,554,697.54	\$ 3,353,574.70	\$ 19,354,536.78	\$ -	\$ -	\$ -	\$ -	
Cash/Security Transfers	\$ (27,570.61)	\$ 6,517,547.34	\$ 320,011.98	\$ (386.62)	\$ -	\$ (386.62)	\$ 390,000.00	\$ -	\$ 390,000.00	\$ 7,199,602.09	\$ 27,206.51	\$ (67.48)	\$ -	\$ 7,226,741.12	\$ -	\$ -	\$ -	\$ -	
Contributions	\$ -	\$ -	\$ 335,000.00	\$ -	\$ -	\$ -	\$ -	\$ -	\$ 400,000.00	\$ -	\$ 750,000.00	\$ 5.04	\$ -	\$ -	\$ -	\$ -	\$ -	\$ -	
Income	\$ 63,207.49	\$ 92,254.32	\$ 587.21	\$ 42,409.66	\$ 684.80	\$ 42,409.66	\$ 684.80	\$ -	\$ 684.80	\$ 199,143.48	\$ 12,450.16	\$ 15,666.47	\$ 15,666.47	\$ 227,260.11	\$ -	\$ -	\$ -	\$ -	
Fees	\$ (2,932.14)	\$ (10,771.73)	\$ (14.38)	\$ (4,994.96)	\$ (575.69)	\$ (4,994.96)	\$ (575.69)	\$ -	\$ (575.69)	\$ (19,288.90)	\$ (1,338.19)	\$ (803.95)	\$ (803.95)	\$ (21,431.04)	\$ -	\$ -	\$ -	\$ -	
Withdrawals	\$ (320,000.00)	\$ (350,000.00)	\$ (489.34)	\$ (740,000.00)	\$ -	\$ (740,000.00)	\$ -	\$ -	\$ (50,000.00)	\$ (1,460,489.34)	\$ (1,021,186.91)	\$ -	\$ -	\$ (2,481,676.25)	\$ -	\$ -	\$ -	\$ -	
Change in account value	\$ (42,318.04)	\$ (6,585,957.86)	\$ (489.34)	\$ (7,674.25)	\$ -	\$ (7,674.25)	\$ -	\$ -	\$ -	\$ (6,635,950.15)	\$ (13,107.69)	\$ (2,780.01)	\$ (2,780.01)	\$ (6,651,837.85)	\$ -	\$ -	\$ -	\$ -	
Market Value as of September 30, 2018	\$ 4,203,323.04	\$ 6,536,606.29	\$ 670,095.47	\$ 2,329,147.81	\$ -	\$ 2,329,147.81	\$ 740,109.11	\$ -	\$ 740,109.11	\$ 14,479,281.72	\$ 558,726.46	\$ 3,365,589.73	\$ 18,403,597.91	\$ 3,365,589.73	\$ 18,403,597.91	\$ -	\$ -	\$ -	\$ -

*** PILT Revenue Bond Reserve Fund closed December 15, 2016 with the transfer of \$739,226.26 toward the refunding of the 2007 PILT Revenue Bond. Remaining balance deposited to Cash Management Account.

**OCTOBER 2018
INVESTMENT ACCOUNTS SUMMARY**

NEW MEXICO BANK & TRUST WEALTH MANAGEMENT & LGIP- JANUARY 1, 2018 THROUGH DECEMBER 31, 2018

ALL ACCOUNTS	TOTAL OF ALL GENERAL FUND ACCOUNTS		TOTAL OF ALL RESERVE, BOND, AND AGENCY FUND ACCOUNTS		TOTAL OF ALL ECONOMIC DEVELOPMENT FUND ACCOUNTS		TOTAL OF ALL INVESTMENT ACCOUNTS	
	YEAR TO DATE		YEAR TO DATE		YEAR TO DATE		YEAR TO DATE	
Beginning Value	\$	14,446,264.54	\$	1,554,697.54	\$	3,353,574.70	\$	19,354,536.78
as of January 1, 2018	\$	7,199,602.09	\$	27,206.51	\$	(67.48)	\$	7,226,741.12
Cash/Security Transfers	\$	750,000.00	\$	5.04	\$	-	\$	750,005.04
Contributions	\$	199,143.48	\$	12,450.16	\$	15,666.47	\$	227,260.11
Income	\$	(19,288.90)	\$	(1,338.19)	\$	(803.95)	\$	(21,431.04)
Fees	\$	(1,460,489.34)	\$	(1,021,186.91)	\$	-	\$	(2,481,676.25)
Withdrawals	\$	(6,635,950.15)	\$	(13,107.69)	\$	(2,780.01)	\$	(6,651,837.85)
Change in account value	\$		\$		\$		\$	
Market Value as of September 30, 2018	\$	14,479,281.72	\$	558,726.46	\$	3,365,589.73	\$	18,403,597.91

*Summary does not include the PILT Bond Reserve Account which was closed in December 2016. The account held a balance of \$808,539.26 at the time of closing and is not reflected in the year-to-date values.

WEALTH ADVISORY SERVICES

Your Monthly Portfolio Statement
October 1, 2018 - October 31, 2018

Overview of Your Account - County of Sandoval - Bond Reserve

Activity Summary

	This Period (\$)	Year to Date (\$)
Beginning Market Value	229,284.86	227,987.06
Cash and security transfers	-3.54	-28.04
Contributions	0.00	0.00
Income & Capital Gain Distributions	9.20	2,161.04
Fees	-45.00	-383.79
Withdrawals	0.00	0.00
Change in Account Value	48.75	-442.00
Market Value on Oct 31, 2018	\$229,294.27	\$229,294.27


Income Earned

	This Period (\$)	Year to Date (\$)
Taxable Income	9.20	2,161.04
Tax-Exempt Income	0.00	0.00
Tax-Deferred Income	0.00	0.00
Total Income Earned	\$9.20	\$2,161.04
Total Short Term Realized Capital Gain/Loss	\$0.00	\$0.00
Total Long Term Realized Capital Gain/Loss	\$0.00	\$0.00
Total Realized Capital Gain/Loss	\$0.00	\$0.00

This summary is for your reference. It is not intended for tax-reporting purposes. Taxable income is taxable at the federal level and may be taxable at the state level.

Asset Allocation on October 31, 2018

	Market Value (\$)	Percent
Fixed Income	222,899.50	97%
Cash and Cash Equivalents	6,394.77	3%
Total of Your Account	\$229,294.27	100%



Pending Transactions could include any of the following items: overdrawn portfolios within the account, cash transfers posted after the last sweep run at month end, purchases placed after the last sweep run at month end, non marketable securities that are classified as liabilities or assets in the account with negative market value.

WEALTH ADVISORY SERVICES

Your Monthly Portfolio Statement
October 1, 2018 - October 31, 2018

Your Asset Summary on October 31, 2018

	Market Value	Cost Basis	Unrealized Gain or Loss	Estimated Annual Income	Yield at Market	% of Account
County of Sandoval - Bond Reserve						
Fixed Income	222,899.50	224,753.91	-1,854.41	2,750.00	1.23%	97.21%
Cash and Cash Equivalents	6,394.77	6,394.77	0.00	127.90	2.00%	2.79%
Total for County of Sandoval -Bond Reserve	\$229,294.27	\$231,148.68	-\$1,854.41	\$2,877.90	1.26%	100.00%

WEALTH ADVISORY SERVICES

Your Monthly Portfolio Statement
October 1, 2018 - October 31, 2018

Your Portfolio Holdings on October 31, 2018

	Number of Shares	Share Price	Market Value	Cost Basis	Unrealized Gain or Loss	Est. Ann. Inc. / Yield at Market	% of Account
Fixed Income							
<i>Taxable</i>							
Federal National Mortgage Association Step Cpn 1.5% 07 Jun 2019 CUSIP: 3136G3PA7	175,000.00	99.774	174,604.50	175,000.00	-395.50	1,750.00 1.00%	76.15%
United States Treasury Note/Bond 2% 31 Jul 2022 CUSIP: 912828XQ8	50,000.00	96.59	48,295.00	49,753.91	-1,458.91	1,000.00 2.07%	21.06%
Total Taxable			\$222,899.50	\$224,753.91	-\$1,854.41	\$2,750.00 1.23%	97.21%
Total Fixed Income			\$222,899.50	\$224,753.91	-\$1,854.41	\$2,750.00 1.23%	97.21%
Cash and Cash Equivalents							
<i>Cash and Cash Equivalents</i>							
Heartland - Wide Savings CUSIP: HTLFM001	6,394.77	1.00	6,394.77	6,394.77	0.00	127.90 2.00%	2.79%
Total Cash and Cash Equivalents			\$6,394.77	\$6,394.77	\$0.00	\$127.90 2.00%	2.79%
Total Cash and Cash Equivalents			\$6,394.77	\$6,394.77	\$0.00	\$127.90 2.00%	2.79%
Total For Your Portfolio			\$229,294.27	\$231,148.68	-\$1,854.41	\$2,877.90 1.26%	100.00%

WEALTH ADVISORY SERVICES

Your Monthly Portfolio Statement
October 1, 2018 - October 31, 2018

Your Transaction Detail

Trade Date	Transaction Description	Amount	Realized G/L
County of Sandoval - Bond Reserve			
<i>Disbursements</i>			
<i>Cash Transfers</i>			
October 3, 2018	Cash Transfer - Gross Receipts Tax To G053Z01 HTLF New Mexico Gross Receipts Tax Capital (Capital)	-3.54	0.00
October 3, 2018			
Total Cash Transfers		-\$3.54	\$0.00
<i>Fees</i>			
October 25, 2018	Periodic Fee : Taken Monthly \$45.00	-45.00	0.00
October 25, 2018	Wealth Advisory Fee: \$45.00		
	Account County of Sandoval - Bond Reserve: Based on Average Daily Market Value of \$229,205.20 @ at tiered annual rates = \$45.00. Fee of \$327.25 Adjusted for annualized minimum of \$4,500.00. Discount Of \$330.00 Applied.Charged now .		
Total Fees		-\$45.00	\$0.00
Total Disbursements		-\$48.54	\$0.00
Corporate Actions/Income			
<i>Dividends</i>			
October 1, 2018	Daily Rate Income on Heartland - Wide Savings For Period of 09/01/18 to 09/30/18 Due on 10/01/18	1.96	0.00
October 1, 2018			
October 1, 2018	Daily Rate Income on Heartland - Wide Savings For Period of 09/01/18 to 09/30/18 Due on 10/01/18	7.24	0.00
October 1, 2018			
Total Dividends		\$9.20	\$0.00
Total Corporate Actions/Income		\$9.20	\$0.00
Cash Sweep Activity			
October 1, 2018	Sweep purchase 1.96 units of Heartland - Wide Savings	-1.96	0.00
October 1, 2018			
October 1, 2018	Sweep purchase 7.24 units of Heartland - Wide Savings	-7.24	0.00
October 1, 2018			
October 25, 2018	Sweep sale -48.54 units of Heartland - Wide Savings	48.54	0.00
October 25, 2018			
Total Cash Sweep Activity		\$39.34	\$0.00
Total County of Sandoval - Bond Reserve		\$0.00	\$0.00

WEALTH ADVISORY SERVICES

Your Monthly Portfolio Statement
October 1, 2018 - October 31, 2018

Overview of Your Account - County of Sandoval - 2012 AMI Kids Bond

Activity Summary

	This Period (\$)	Year to Date (\$)
Beginning Market Value	236,193.81	396,178.95
Cash and security transfers	-3.54	-35.76
Contributions	0.00	0.00
Income & Capital Gain Distributions	1,207.81	3,521.29
Fees	-45.00	-465.65
Withdrawals	0.00	-160,000.00
Change in Account Value	3.85	-1,841.90
Market Value on Oct 31, 2018	\$237,356.93	\$237,356.93


Income Earned

	This Period (\$)	Year to Date (\$)
Taxable Income	1,207.81	3,521.29
Tax-Exempt Income	0.00	0.00
Tax-Deferred Income	0.00	0.00
Total Income Earned	\$1,207.81	\$3,521.29
Total Short Term Realized Capital Gain/Loss	\$0.00	\$0.00
Total Long Term Realized Capital Gain/Loss	\$0.00	\$0.00
Total Realized Capital Gain/Loss	\$0.00	\$0.00

This summary is for your reference. It is not intended for tax-reporting purposes. Taxable income is taxable at the federal level and may be taxable at the state level.

Asset Allocation on October 31, 2018

	Market Value (\$)	Percent
Fixed Income	230,743.05	97%
Cash and Cash Equivalents	6,613.88	3%
Total of Your Account	\$237,356.93	100%



Pending Transactions could include any of the following items: overdrawn portfolios within the account, cash transfers posted after the last sweep run at month end, purchases placed after the last sweep run at month end, non marketable securities that are classified as liabilities or assets in the account with negative market value.

WEALTH ADVISORY SERVICES

Your Monthly Portfolio Statement
October 1, 2018 - October 31, 2018

Your Asset Summary on October 31, 2018

	Market Value	Cost Basis	Unrealized Gain or Loss	Estimated Annual Income	Yield at Market	% of Account
County of Sandoval - 2012 AMI Kids Bond						
Fixed Income	230,743.05	234,667.50	-3,924.45	3,350.00	1.45%	97.21%
Cash and Cash Equivalents	6,613.88	6,613.88	0.00	132.28	2.00%	2.79%
Total for County of Sandoval - 2012 AMI Kids Bond	\$237,356.93	\$241,281.38	-\$3,924.45	\$3,482.28	1.47%	100.00%

WEALTH ADVISORY SERVICES

Your Monthly Portfolio Statement
October 1, 2018 - October 31, 2018

Your Portfolio Holdings on October 31, 2018

	Number of Shares	Share Price	Market Value	Cost Basis	Unrealized Gain or Loss	Est. Ann. Inc. / Yield at Market	% of Account
Fixed Income							
<i>Taxable</i>							
Federal Home Loan Mortgage Corp Step Cpn 1.25% 30 Sep 2021 CUSIP: 3134GAMC5	80,000.00	97.586	78,068.80	79,880.00	-1,811.20	1,000.00 1.28%	32.88%
Federal National Mortgage Association Step Cpn 1.5% 07 Jun 2019 CUSIP: 3136G3PA7	75,000.00	99.774	74,830.50	75,000.00	-169.50	750.00 1.00%	31.53%
United States Treasury Note/Bond 2% 31 Oct 2021 CUSIP: 912828F96	80,000.00	97.3047	77,843.75	79,787.50	-1,943.75	1,600.00 2.06%	32.80%
Total Taxable			\$230,743.05	\$234,667.50	-\$3,924.45	\$3,350.00 1.45%	97.21%
Total Fixed Income			\$230,743.05	\$234,667.50	-\$3,924.45	\$3,350.00 1.45%	97.21%
Cash and Cash Equivalents							
<i>Cash and Cash Equivalents</i>							
Heartland - Wide Savings CUSIP: HTLFMM001	6,613.88	1.00	6,613.88	6,613.88	0.00	132.28 2.00%	2.79%
Total Cash and Cash Equivalents			\$6,613.88	\$6,613.88	\$0.00	\$132.28 2.00%	2.79%
Total Cash and Cash Equivalents			\$6,613.88	\$6,613.88	\$0.00	\$132.28 2.00%	2.79%
Total For Your Portfolio			\$237,356.93	\$241,281.38	-\$3,924.45	\$3,482.28 1.47%	100.00%

WEALTH ADVISORY SERVICES

Your Monthly Portfolio Statement
October 1, 2018 - October 31, 2018

Your Transaction Detail

Trade Date	Transaction Description	Amount	Realized G/L
County of Sandoval - 2012 AMI Kids Bond			
<i>Disbursements</i>			
<i>Cash Transfers</i>			
October 3, 2018	Cash Transfer - Gross Receipts Tax To G053Z01 HTLF New Mexico Gross Receipts Tax Capital (Capital)	-3.54	0.00
October 3, 2018			
Total Cash Transfers		-\$3.54	\$0.00
<i>Fees</i>			
October 25, 2018	Periodic Fee : Taken Monthly \$45.00		
October 25, 2018	Wealth Advisory Fee: \$45.00	-45.00	0.00
	Account County of Sandoval - 2012 AMI Kids Bond: Based on Average Daily Market Value of \$236,301.41 @ at tiered annual rates = \$45.00. Fee of \$325.77 Adjusted for annualized minimum of \$4,500.00.Discourt Of \$330.00 Applied.Charged now .		
Total Fees		-\$45.00	\$0.00
Total Disbursements		-\$48.54	\$0.00
Corporate Actions/Income			
<i>Dividends</i>			
October 1, 2018	Daily Rate Income on Heartland - Wide Savings For Period of 09/01/18 to 09/30/18 Due on 10/01/18	0.21	0.00
October 1, 2018			
October 1, 2018	Daily Rate Income on Heartland - Wide Savings For Period of 09/01/18 to 09/30/18 Due on 10/01/18	7.60	0.00
October 1, 2018			
Total Dividends		\$7.81	\$0.00
<i>Interest</i>			
October 1, 2018	Interest Payment 0.01 USD Federal Home Loan Mortgage Corp Step Cpn 1.25% 30 Sep 2021 For		
October 1, 2018	80,000.00 Par Value Due on 10/01/18 With Ex Date 09/30/18	400.00	0.00
October 31, 2018	Interest Payment 0.02 USD United States Treasury Note/Bond 2% 31 Oct 2021 For 80,000.00 Par		
October 31, 2018	Value Due on 10/31/18 With Ex Date 10/31/18	800.00	0.00
Total Interest		\$1,200.00	\$0.00
Total Corporate Actions/Income		\$1,207.81	\$0.00
Cash Sweep Activity			
October 1, 2018	Sweep purchase 0.21 units of Heartland - Wide Savings	-0.21	0.00
October 1, 2018			
October 25, 2018	Sweep sale -48.54 units of Heartland - Wide Savings	48.54	0.00
October 25, 2018			

WEALTH ADVISORY SERVICES

Your Monthly Portfolio Statement
October 1, 2018 - October 31, 2018

Your Transaction Detail (continued)

Trade Date	Transaction Description	Amount	Realized G/L
October 31, 2018	Sweep purchase 1,207.60 units of Heartland - Wide Savings	-1,207.60	0.00
October 31, 2018	County of Sandoval - 2012 AMI Kids Bond (Continued) Cash Sweep Activity (Continued)		
	Total Cash Sweep Activity	-\$1,159.27	\$0.00
	Total County of Sandoval - 2012 AMI Kids Bond	\$0.00	\$0.00

Overview of Your Account - County of Sandoval-2012 AMI Kids Maint R

Activity Summary

	This Period (\$)	Year to Date (\$)
Beginning Market Value	92,062.65	91,836.30
Cash and security transfers	-1.21	-11.62
Contributions	0.00	0.00
Income & Capital Gain Distributions	110.93	1,390.04
Fees	-15.34	-152.87
Withdrawals	0.00	0.00
Change in Account Value	-81.77	-986.59
Market Value on Oct 31, 2018	\$92,075.26	\$92,075.26


Income Earned

	This Period (\$)	Year to Date (\$)
Taxable Income	0.00	0.00
Tax-Exempt Income	110.93	1,390.04
Tax-Deferred Income	0.00	0.00
Total Income Earned	\$110.93	\$1,390.04
Total Short Term Realized Capital Gain/Loss	\$0.00	\$0.00
Total Long Term Realized Capital Gain/Loss	\$0.00	\$0.00
Total Realized Capital Gain/Loss	\$0.00	\$0.00

This summary is for your reference. It is not intended for tax-reporting purposes. Taxable income is taxable at the federal level and may be taxable at the state level.

Asset Allocation on October 31, 2018

	Market Value (\$)	Percent
■ Fixed Income	88,611.19	96%
■ Cash and Cash Equivalents	3,464.07	4%
Total of Your Account	\$92,075.26	100%



Pending Transactions could include any of the following items: overdrawn portfolios within the account, cash transfers posted after the last sweep run at month end, purchases placed after the last sweep run at month end, non marketable securities that are classified as liabilities or assets in the account with negative market value.

WEALTH ADVISORY SERVICES

Your Monthly Portfolio Statement
October 1, 2018 - October 31, 2018

Your Asset Summary on October 31, 2018

	Market Value	Cost Basis	Unrealized Gain or Loss	Estimated Annual Income	Yield at Market	% of Account
County of Sandoval-2012 AMI Kids Maint R						
Fixed Income	88,611.19	90,626.46	-2,015.27	1,242.50	1.40%	96.24%
Cash and Cash Equivalents	3,464.07	3,464.07	0.00	63.39	1.83%	3.76%
Total for County of Sandoval-2012 AMI Kids Maint R	\$92,075.26	\$94,090.53	-\$2,015.27	\$1,305.89	1.42%	100.00%

WEALTH ADVISORY SERVICES

Your Monthly Portfolio Statement
October 1, 2018 - October 31, 2018

Your Portfolio Holdings on October 31, 2018

	Number of Shares	Share Price	Market Value	Cost Basis	Unrealized Gain or Loss	Est. Ann. Inc. / Yield at Market	% of Account
Fixed Income							
Fixed Income							
United States Treasury Bill Zero 18 Jul 2019 CUSIP: 912796QR3	12,000.00	98.1944	11,783.33	11,731.89	51.44	0.00	12.80%
United States Treasury Note/Bond 1.375% 31 Jan 2021 CUSIP: 912828N89	10,000.00	96.699	9,669.90	10,075.00	-405.10	137.50 1.42%	10.50%
Total Fixed Income			\$21,453.23	\$21,806.89	-\$353.66	\$137.50 0.64%	23.30%
Taxable							
Federal Farm Credit Banks 1.5% 06 Jul 2021 CUSIP: 3133EGKA2	25,000.00	95.89	23,972.50	25,000.00	-1,027.50	375.00 1.56%	26.03%
Federal Home Loan Mortgage Corp Step Cpn 1.5% 29 Oct 2020 CUSIP: 3134G73S8	5,000.00	99.0671	4,953.36	4,998.75	-45.39	75.00 1.51%	5.38%
Federal National Mortgage Association 2% 17 Feb 2022 CUSIP: 3136G2DF1	19,000.00	96.752	18,382.88	18,941.70	-558.82	380.00 2.07%	19.97%
United States Treasury Note/Bond 1.25% 31 Jan 2019 CUSIP: 912828SD3	10,000.00	99.7109	9,971.09	9,928.73	42.36	125.00 1.25%	10.83%
United States Treasury Note/Bond 1.5% 31 Oct 2019 CUSIP: 912828F62	10,000.00	98.7813	9,878.13	9,950.39	-72.26	150.00 1.52%	10.73%
Total Taxable			\$67,157.96	\$68,819.57	-\$1,661.61	\$1,105.00 1.65%	72.94%
Total Fixed Income			\$88,611.19	\$90,626.46	-\$2,015.27	\$1,242.50 1.40%	96.24%

WEALTH ADVISORY SERVICES

Your Monthly Portfolio Statement
October 1, 2018 - October 31, 2018

Your Portfolio Holdings on October 31, 2018 (continued)

	Number of Shares	Share Price	Market Value	Cost Basis	Unrealized Gain or Loss	Est. Ann. Inc. / Yield at Market	% of Account
Cash and Cash Equivalents							
Cash and Cash Equivalents							
Federated US Treasury Cash Reserves CUSIP: 60934N674	1,498.69	1.00	1,498.69	1,498.69	0.00	24.08 1.61%	1.63%
Heartland - Wide Savings CUSIP: HTLFMM001	1,965.38	1.00	1,965.38	1,965.38	0.00	39.31 2.00%	2.13%
Total Cash and Cash Equivalents			\$3,464.07	\$3,464.07	\$0.00	\$63.39 1.83%	3.76%
Total Cash and Cash Equivalents			\$3,464.07	\$3,464.07	\$0.00	\$63.39 1.83%	3.76%
Total For Your Portfolio			\$92,075.26	\$94,090.53	-\$2,015.27	\$1,305.89 1.42%	100.00%

WEALTH ADVISORY SERVICES

Your Monthly Portfolio Statement
October 1, 2018 - October 31, 2018

Your Transaction Detail

Trade Date	Transaction Description	Amount	Realized G/L
County of Sandoval-2012 AMI Kids Maint R			
Disbursements			
Cash Transfers			
October 3, 2018	Cash Transfer - Gross Receipts Tax To G053Z01 HTLF New Mexico Gross Receipts Tax Capital (Capital)	-1.21	0.00
October 3, 2018			
Total Cash Transfers		-\$1.21	\$0.00
Fees			
October 25, 2018	Periodic Fee : Taken Monthly \$15.34	-15.34	0.00
October 25, 2018	Wealth Advisory Fee: \$15.34 Account County of Sandoval-2012 AMI Kids Maint R: Based on Average Daily Market Value of \$92,026.19 @ at tiered annual rates = \$15.34. Discount Of \$3.83 Applied.Charged now \$15.34.		
Total Fees		-\$15.34	\$0.00
Total Disbursements		-\$16.55	\$0.00
Corporate Actions/Income			
Dividends			
September 28, 2018	Daily Rate Income on Federated US Treasury Cash Reserves For Period of 09/01/18 to 09/30/18 Due on September 28, 2018 09/28/18 Reinvested \$1.64 at \$1.00 For 1.64 Units	1.64	0.00
September 28, 2018	Daily Rate Income on Federated US Treasury Cash Reserves For Period of 09/01/18 to 09/30/18 Due on September 28, 2018 09/28/18 Reinvested \$0.36 at \$1.00 For 0.36 Units	0.36	0.00
October 1, 2018	Daily Rate Income on Heartland - Wide Savings For Period of 09/01/18 to 09/30/18 Due on 10/01/18 October 1, 2018	1.25	0.00
October 1, 2018	Daily Rate Income on Heartland - Wide Savings For Period of 09/01/18 to 09/30/18 Due on 10/01/18 October 1, 2018	1.43	0.00
Total Dividends		\$4.68	\$0.00
Interest			
October 29, 2018	Interest Payment 0.0125 USD Federal Home Loan Mortgage Corp Step Cpn 1.5% 29 Oct 2020 For October 29, 2018 5,000.00 Par Value Due on 10/29/18 With Ex Date 10/29/18	31.25	0.00
October 31, 2018	Interest Payment 0.015 USD United States Treasury Note/Bond 1.5% 31 Oct 2019 For 10,000.00 Par Value Due on 10/31/18 With Ex Date 10/31/18	75.00	0.00
Total Interest		\$106.25	\$0.00
Total Corporate Actions/Income		\$110.93	\$0.00

WEALTH ADVISORY SERVICES

Your Monthly Portfolio Statement
October 1, 2018 - October 31, 2018

Your Transaction Detail (continued)

Trade Date	Transaction Description	Amount	Realized G/L
County of Sandoval-2012 AMI Kids Maint R (Continued) Cash Sweep Activity			
October 1, 2018	Sweep purchase 1.43 units of Heartland - Wide Savings	-1.43	0.00
October 1, 2018			
October 25, 2018	Sweep sale -1.55 units of Heartland - Wide Savings	16.55	0.00
October 25, 2018			
October 31, 2018	Sweep purchase 107.50 units of Heartland - Wide Savings	-107.50	0.00
October 31, 2018			
Total Cash Sweep Activity		-\$92.38	\$0.00
Total County of Sandoval-2012 AMI Kids Maint R		\$2.00	\$0.00

Overview of Your Account - County of Sandoval - New Economic Development Incentive Account

Activity Summary

	This Period (\$)	Year to Date (\$)
Beginning Market Value	1,074,651.78	1,071,252.27
Cash and security transfers	-3.54	-67.48
Contributions	0.00	0.00
Income & Capital Gain Distributions	4,516.89	11,837.33
Fees	-45.00	-803.95
Withdrawals	0.00	0.00
Change in Account Value	411.82	-2,686.22
Market Value on Oct 31, 2018	\$1,079,531.95	\$1,079,531.95


Income Earned

	This Period (\$)	Year to Date (\$)
Taxable Income	4,516.89	11,837.33
Tax-Exempt Income	0.00	0.00
Tax-Deferred Income	0.00	0.00
Total Income Earned	\$4,516.89	\$11,837.33
Total Short Term Realized Capital Gain/Loss	\$0.00	\$0.00
Total Long Term Realized Capital Gain/Loss	\$457.03	\$457.03
Total Realized Capital Gain/Loss	\$457.03	\$457.03

This summary is for your reference. It is not intended for tax-reporting purposes. Taxable income is taxable at the federal level and may be taxable at the state level.

Asset Allocation on October 31, 2018

	Market Value (\$)	Percent
Fixed Income	828,947.79	77%
Cash and Cash Equivalents	250,584.16	23%
Total of Your Account	\$1,079,531.95	100%



Pending Transactions could include any of the following items: overdrawn portfolios within the account, cash transfers posted after the last sweep run at month end, purchases placed after the last sweep run at month end, non marketable securities that are classified as liabilities or assets in the account with negative market value.

WEALTH ADVISORY SERVICES

Your Monthly Portfolio Statement
October 1, 2018 - October 31, 2018

Your Asset Summary on October 31, 2018

	Market Value	Cost Basis	Unrealized Gain or Loss	Estimated Annual Income	Yield at Market	% of Account
County of Sandoval - New Economic Development Incentive Account						
Fixed Income	828,947.79	838,531.02	-9,583.23	11,487.50	1.39%	76.79%
Cash and Cash Equivalents	250,584.16	250,584.16	0.00	4,979.03	1.99%	23.21%
Total for County of Sandoval - New Economic Development Incentive Account	\$1,079,531.95	\$1,089,115.18	-\$9,583.23	\$16,466.53	1.53%	100.00%

WEALTH ADVISORY SERVICES

Your Monthly Portfolio Statement
October 1, 2018 - October 31, 2018

Your Portfolio Holdings on October 31, 2018

	Number of Shares	Share Price	Market Value	Cost Basis	Unrealized Gain or Loss	Est. Ann. Inc. / Yield at Market	% of Account
Fixed Income							
<i>Taxable</i>							
Federal Home Loan Mortgage Corp Step Cpn 1.25% 30 Sep 2021 CUSIP: 3134GAMC5	210,000.00	97.586	204,930.60	209,685.00	-4,754.40	2,625.00 1.28%	18.98%
Federal Home Loan Mortgage Corp Step Cpn 1.5% 29 Oct 2020 CUSIP: 3134G73S8	5,000.00	99.0671	4,953.36	4,998.75	-45.39	75.00 1.51%	0.46%
Federal National Mortgage Association Step Cpn 1.5% 07 Jun 2019 CUSIP: 3136G3PA7	210,000.00	99.774	209,525.40	210,000.00	-474.60	2,100.00 1.00%	19.41%
United States Treasury Note/Bond 1.25% 15 Nov 2018 CUSIP: 912828M64	215,000.00	99.967	214,929.05	214,378.52	550.53	2,687.50 1.25%	19.91%
United States Treasury Note/Bond 2% 31 Oct 2021 CUSIP: 912828F96	200,000.00	97.3047	194,609.38	199,468.75	-4,859.37	4,000.00 2.06%	18.03%
Total Taxable			\$828,947.79	\$838,531.02	-\$9,583.23	\$11,487.50 1.39%	76.79%
Total Fixed Income			\$828,947.79	\$838,531.02	-\$9,583.23	\$11,487.50 1.39%	76.79%
Cash and Cash Equivalents							
<i>Cash and Cash Equivalents</i>							
Federated US Treasury Cash Reserves CUSIP: 60934N674	8,308.58	1.00	8,308.58	8,308.58	0.00	133.52 1.61%	0.77%
Heartland - Wide Savings CUSIP: HTLFMM001	242,275.58	1.00	242,275.58	242,275.58	0.00	4,845.51 2.00%	22.44%
Total Cash and Cash Equivalents			\$250,584.16	\$250,584.16	\$0.00	\$4,979.03 1.99%	23.21%
Total Cash and Cash Equivalents			\$250,584.16	\$250,584.16	\$0.00	\$4,979.03 1.99%	23.21%
Total For Your Portfolio			\$1,079,531.95	\$1,089,115.18	-\$9,583.23	\$16,466.53 1.53%	100.00%

WEALTH ADVISORY SERVICES

Your Monthly Portfolio Statement
October 1, 2018 - October 31, 2018

Your Transaction Detail

Trade Date	Transaction Description	Amount	Realized G/L
County of Sandoval - New Economic Development Incentive Account			
<i>Disbursements</i>			
<i>Cash Transfers</i>			
October 3, 2018	Cash Transfer - Gross Receipts Tax To G053Z01 HTLF New Mexico Gross Receipts Tax Capital (Capital)	-3.54	0.00
October 3, 2018			
Total Cash Transfers		-\$3.54	\$0.00
<i>Fees</i>			
October 25, 2018	Periodic Fee : Taken Monthly \$45.00		
October 25, 2018	Wealth Advisory Fee: \$45.00	-45.00	0.00
	Account County of Sandoval - New Economic Development Incentive Account: Based on Average Daily Market Value of \$1,075,030.95 @ at tiered annual rates = \$45.00. Fee of \$151.03 Adjusted for annualized minimum of \$4,500.00. Discount Of \$330.00 Applied.Charged now .		
Total Fees		-\$45.00	\$0.00
Total Disbursements		-\$48.54	\$0.00
Corporate Actions/Income			
<i>Dividends</i>			
September 28, 2018	Daily Rate Income on Federated US Treasury Cash Reserves For Period of 09/01/18 to 09/30/18 Due on		
September 28, 2018	09/28/18 Reinvested \$11.11 at \$1.00 For 11.11 Units	11.11	0.00
October 1, 2018	Daily Rate Income on Heartland - Wide Savings For Period of 09/01/18 to 09/30/18 Due on 10/01/18		
October 1, 2018		2.41	0.00
October 1, 2018	Daily Rate Income on Heartland - Wide Savings For Period of 09/01/18 to 09/30/18 Due on 10/01/18		
October 1, 2018		15.87	0.00
Total Dividends		\$29.39	\$0.00
<i>Interest</i>			
October 1, 2018	Interest Payment 0.01 USD Federal Home Loan Mortgage Corp Step Cpn 1.25% 30 Sep 2021 For		
October 1, 2018	210,000.00 Par Value Due on 10/01/18 With Ex Date 09/30/18	1,050.00	0.00
October 29, 2018	Interest Payment 0.0125 USD Federal Home Loan Mortgage Corp Step Cpn 1.5% 29 Oct 2020 For		
October 29, 2018	5,000.00 Par Value Due on 10/29/18 With Ex Date 10/29/18	31.25	0.00
October 31, 2018	Interest Payment 0.02 USD United States Treasury Note/Bond 2% 31 Oct 2021 For 200,000.00 Par		
October 31, 2018	Value Due on 10/31/18 With Ex Date 10/31/18	2,000.00	0.00
October 31, 2018	Interest Payment 0.0125 USD United States Treasury Note/Bond 1.25% 31 Oct 2018 For 225,000.00		
October 31, 2018	Par Value Due on 10/31/18 With Ex Date 10/31/18	1,406.25	0.00
Total Interest		\$4,487.50	\$0.00

WEALTH ADVISORY SERVICES

Your Monthly Portfolio Statement
October 1, 2018 - October 31, 2018

Your Transaction Detail (continued)

Trade Date	Transaction Description	Amount	Realized G/L
County of Sandoval - New Economic Development Incentive Account (Continued) Corporate			
<i>Other</i>			
October 31, 2018	Final Maturity 1 USD United States Treasury Note/Bond 1.25% 31 Oct 2018 For 225,000.00 Par Value	225,000.00	0.00
October 31, 2018	Due on 10/31/18 With Ex Date 10/31/18		
October 31, 2018	Final Maturity 100:100 Debit 225,000.00 United States Treasury Note/Bond 1.25% 31 Oct 2018 For	0.00	457.03
October 31, 2018	225,000.00 Par Value of United States Treasury Note/Bond 1.25% 31 Oct 2018 Due on 10/31/18 With Ex Date 10/31/18		
Total Other		\$225,000.00	\$457.03
Total Corporate Actions/Income		\$229,516.89	\$457.03
Cash Sweep Activity			
October 1, 2018	Sweep purchase 2.41 units of Heartland - Wide Savings	-2.41	0.00
October 1, 2018			
October 25, 2018	Sweep sale -48.54 units of Heartland - Wide Savings	48.54	0.00
October 25, 2018			
October 31, 2018	Sweep purchase 229,503.37 units of Heartland - Wide Savings	-229,503.37	0.00
October 31, 2018			
Total Cash Sweep Activity		-\$229,457.24	\$0.00
Total County of Sandoval - New Economic Development Incentive Account		\$11.11	\$457.03



New Mexico State Treasurer's Office
 P.O. Box 5135
 Santa Fe, NM 87505
 505-955-1120

Account Statement
 Report Period 2018-10-01 through 2018-10-31
 Page 1 of 1

Local Govt Investment Pool

SANDOVAL CO. TREASURER'S
 PO BOX 40
 BERNALILLO, NM 87004

Participant ID: LGIP_
 Title of Account: ECON. DEV. INCENTIVE ACCT.
 Fund #:

Income and Administrative Fee Summary		Account Summary	
Gross Income Accrued this statement period	\$4,158.58	Beginning Balance	\$2,282,322.43
Monthly percentage yield earned	2.14185153%	Deposits	\$0.00
Average monthly balance	\$2,286,057.78	Withdrawals	\$0.00
Administrative Fee Rate	0.05%	Income	\$3,829.14
Admin. Fee withheld this statement period	(\$97.08)	Transfer In	\$0.00
		Transfer Out	\$0.00
		Ending Balance	\$2,286,057.78

Date	Activity	Description	Amount
2018-10-01	Income	Distributed Income	\$3,829.14
2018-10-01	Fees	Distributed Income	(\$93.79)
Net Transaction Total			\$3,735.35

New Mexico Local Government Investment Pool (LGIP) deposits are not guaranteed or insured by any bank, the State of New Mexico, the Federal Deposit Insurance Corporation, the Federal Reserve Bond, or any other agency. New Mexico LGIP deposits involve certain investment risks. Yield and total return may fluctuate and are not guaranteed.

Additional Notes:

WEALTH ADVISORY SERVICES

Your Monthly Portfolio Statement
October 1, 2018 - October 31, 2018

Overview of Your Account - County of Sandoval - General Fund

Activity Summary

	This Period (\$)	Year to Date (\$)
Beginning Market Value	4,469,363.16	4,532,936.34
Cash and security transfers	-8.91	-27,570.61
Contributions	0.00	0.00
Income & Capital Gain Distributions	6,545.73	63,207.49
Fees	-107.85	-2,932.14
Withdrawals	-270,000.00	-320,000.00
Change in Account Value	-2,469.09	-42,318.04
Market Value on Oct 31, 2018	\$4,203,323.04	\$4,203,323.04

Income Earned


	This Period (\$)	Year to Date (\$)
Taxable Income	6,545.73	63,207.49
Tax-Exempt Income	0.00	0.00
Tax-Deferred Income	0.00	0.00
Total Income Earned	\$6,545.73	\$63,207.49
Total Short Term Realized Capital Gain/Loss	\$0.00	-\$375.00
Total Long Term Realized Capital Gain/Loss	\$862.37	\$643.33
Total Realized Capital Gain/Loss	\$862.37	\$268.33

This summary is for your reference. It is not intended for tax-reporting purposes. Taxable income is taxable at the federal level and may be taxable at the state level.

Asset Allocation on October 31, 2018

	Market Value (\$)	Percent
■ Fixed Income	4,189,895.06	100%
■ Cash and Cash Equivalents	13,427.98	0%
Total of Your Account	\$4,203,323.04	100%

Pending Transactions could include any of the following items: overdrawn portfolios within the account, cash transfers posted after the last sweep run at month end, purchases placed after the last sweep run at month end, non marketable securities that are classified as liabilities or assets in the account with negative market value.



WEALTH ADVISORY SERVICES

Your Monthly Portfolio Statement
October 1, 2018 - October 31, 2018

Your Asset Summary on October 31, 2018

	Market Value	Cost Basis	Unrealized Gain or Loss	Estimated Annual Income	Yield at Market	% of Account
County of Sandoval - General Fund						
Fixed Income	4,189,895.06	4,282,951.01	-93,055.95	73,692.73	1.76%	99.68%
Cash and Cash Equivalents	13,427.98	13,427.98	0.00	268.56	2.00%	0.32%
Total for County of Sandoval - General Fund	\$4,203,323.04	\$4,296,378.99	-\$93,055.95	\$73,961.29	1.76%	100.00%

WEALTH ADVISORY SERVICES

Your Monthly Portfolio Statement
October 1, 2018 - October 31, 2018

Your Portfolio Holdings on October 31, 2018

	Number of Shares	Share Price	Market Value	Cost Basis	Unrealized Gain or Loss	Est. Ann. Inc. / Yield at Market	% of Account
Fixed Income							
<i>Taxable</i>							
Fannie Mae Pool FN 735439 6% 01 Sep 2019 CUSIP: 31402RBG3	143.55	100.354	144.06	466.40	-322.34	8.61 5.98%	0.00%
Fannie Mae Pool FN 745238 6% 01 Dec 2020 CUSIP: 31403C4X6	329.88	101.087	333.47	940.51	-607.04	19.79 5.94%	0.01%
Fannie Mae Pool FN 745832 6% 01 Apr 2021 CUSIP: 31403DSV2	218.82	101.8269	222.82	566.19	-343.37	13.13 5.89%	0.01%
Federal Farm Credit Banks 1.5% 06 Jul 2021 CUSIP: 3133EGKA2	600,000.00	95.89	575,340.00	600,000.00	-24,660.00	9,000.00 1.56%	13.69%
Federal Home Loan Mortgage Corp 1.25% 24 May 2019 CUSIP: 3134G9LD7	450,000.00	99.2314	446,541.30	448,556.70	-2,015.40	5,625.00 1.26%	10.62%
Federal Home Loan Mortgage Corp 3% 28 Dec 2021 CUSIP: 3134GSPC3	50,000.00	98.9857	49,492.85	49,965.37	-472.52	1,500.00 3.03%	1.18%
Federal Home Loan Mortgage Corp Step Cpn 1.25% 30 Sep 2021 CUSIP: 3134GAMZ4	400,000.00	97.1222	388,488.80	399,715.87	-11,227.07	5,000.00 1.29%	9.24%
Federal Home Loan Mortgage Corp Step Cpn 1% 30 Jun 2021 CUSIP: 3134G9D79	200,000.00	97.5453	195,090.60	199,710.00	-4,619.40	2,000.00 1.03%	4.64%
Federal Home Loan Mortgage Corp Step Cpn 1.5% 29 Oct 2020 CUSIP: 3134G73S8	15,000.00	99.0671	14,860.07	14,996.25	-136.18	225.00 1.51%	0.35%
Federal National Mortgage Association 1.875% 19 Feb 2019 CUSIP: 3135G0ZA4	126,000.00	99.828	125,783.28	125,570.27	213.01	2,362.50 1.88%	2.99%

WEALTH ADVISORY SERVICES

Your Monthly Portfolio Statement
October 1, 2018 - October 31, 2018

Your Portfolio Holdings on October 31, 2018 (continued)

	Number of Shares	Share Price	Market Value	Cost Basis	Unrealized Gain or Loss	Est. Ann. Inc. / Yield at Market	% of Account
Fixed Income (Continued)							
Taxable (Continued)							
Federal National Mortgage Association Step Cpn 1.5% 07 Jun 2019 CUSIP: 3136G3PA7	310,000.00	99.774	309,299.40	310,000.00	-700.60	3,100.00 1.00%	7.36%
S Q 503831 CUSIP: 83164EHG5	5,043.52	99.343	5,010.38	0.53	5,009.85	138.70 2.77%	0.12%
United States Treasury Note/Bond 1.5% 15 Apr 2020 CUSIP: 912828X21	350,000.00	98.1094	343,382.81	344,298.83	-916.02	5,250.00 1.53%	8.17%
United States Treasury Note/Bond 1.625% 30 Nov 2020 CUSIP: 912828M98	350,000.00	97.4531	341,085.94	348,605.47	-7,519.53	5,687.50 1.67%	8.11%
United States Treasury Note/Bond 2% 31 Jul 2022 CUSIP: 912828XQ8	1,025,000.00	96.59	990,047.50	1,020,959.97	-30,912.47	20,500.00 2.07%	23.56%
United States Treasury Note/Bond 3.125% 15 May 2021 CUSIP: 912828QN3	82,000.00	100.5391	82,442.03	84,071.96	-1,629.93	2,562.50 3.11%	1.96%
Total Taxable			\$3,867,565.31	\$3,948,424.32	-\$80,859.01	\$62,992.73 1.63%	92.01%
Tax Exempt							
New Mexico St Severance Tax Txbl-Severance Tax Bonds-Ser C 23 Jun 2016 2% 01 Jul 2020 CUSIP: 647310Y21	225,000.00	97.923	220,326.75	228,009.28	-7,682.53	4,500.00 2.04%	5.24%

WEALTH ADVISORY SERVICES

Your Monthly Portfolio Statement
October 1, 2018 - October 31, 2018

Your Portfolio Holdings on October 31, 2018 (continued)

	Number of Shares	Share Price	Market Value	Cost Basis	Unrealized Gain or Loss	Est. Ann. Inc. / Yield at Market	% of Account
Fixed Income (Continued)							
Tax Exempt (Continued)							
Santa Fe Nm Wtr Utility Sys Ca Build America Bonds 15 Dec 2009 6.2% 01 Jun 2039 CUSIP: 802169BQ4	100,000.00	102.003	102,003.00	106,517.41	-4,514.41	6,200.00 6.08%	2.43%
Total Tax Exempt			\$322,329.75	\$334,526.69	-\$12,196.94	\$10,700.00 3.32%	7.67%
Total Fixed Income			\$4,189,895.06	\$4,282,951.01	-\$93,055.95	\$73,692.73 1.76%	99.68%
Cash and Cash Equivalents							
Cash and Cash Equivalents							
Heartland - Wide Savings CUSIP: HTLFMM001	13,427.98	1.00	13,427.98	13,427.98	0.00	268.56 2.00%	0.32%
Total Cash and Cash Equivalents			\$13,427.98	\$13,427.98	\$0.00	\$268.56 2.00%	0.32%
Total Cash and Cash Equivalents			\$13,427.98	\$13,427.98	\$0.00	\$268.56 2.00%	0.32%
Total For Your Portfolio			\$4,203,323.04	\$4,296,378.99	-\$93,055.95	\$73,961.29 1.76%	100.00%

WEALTH ADVISORY SERVICES

Your Monthly Portfolio Statement
October 1, 2018 - October 31, 2018

Your Transaction Detail

Trade Date	Transaction Description	Amount	Realized G/L
County of Sandoval - General Fund			
Disbursements			
Cash Transfers			
October 3, 2018	Cash Transfer - Gross Receipts Tax To G053Z01 HTLF New Mexico Gross Receipts Tax Capital (Capital)	-8.91	0.00
October 3, 2018			
Total Cash Transfers		-\$8.91	\$0.00
Fees			
October 25, 2018	Periodic Fee : Taken Monthly \$107.85	-107.85	0.00
October 25, 2018	Wealth Advisory Fee: \$107.85		
	Account County of Sandoval - General Fund: Based on Average Daily Market Value of \$4,314,203.21 @ at tiered annual rates = \$107.85. Fee of \$0.00 Adjusted for annualized minimum of \$4,500.00. Discount Of \$790.94 Applied.Charged now .		
Total Fees		-\$107.85	\$0.00
Other			
October 4, 2018	Cash Disbursement - Due Bill Paid Via ACH, Paid To State of NM Local Government Investment Pool, Per	-270,000.00	0.00
October 4, 2018	Client Request STO 7976 LGIP_00168 Cash Management		
Total Other		-\$270,000.00	\$0.00
Total Disbursements		-\$270,116.76	\$0.00
Corporate Actions/Income			
Dividends			
October 1, 2018	Daily Rate Income on Heartland - Wide Savings For Period of 09/01/18 to 09/30/18 Due on 10/01/18	115.82	0.00
October 1, 2018			
October 1, 2018	Daily Rate Income on Heartland - Wide Savings For Period of 09/01/18 to 09/30/18 Due on 10/01/18	8.43	0.00
October 1, 2018			
Total Dividends		\$124.25	\$0.00
Interest			
October 1, 2018	Interest Payment 0.0105 USD Federal Home Loan Mortgage Corp Step Cpn 1.25% 30 Sep 2021 For	2,100.00	0.00
October 1, 2018	400,000.00 Par Value Due on 10/01/18 With Ex Date 09/30/18		
October 1, 2018	Interest Payment 0.006875 USD United States Treasury Note/Bond 1.375% 30 Sep 2018 For	1,588.13	0.00
October 1, 2018	231,000.00 Par Value Due on 10/01/18 With Ex Date 09/30/18		
October 15, 2018	Interest Payment 0.015 USD United States Treasury Note/Bond 1.5% 15 Apr 2020 For 350,000.00 Par	2,625.00	0.00
October 15, 2018	Value Due on 10/15/18 With Ex Date 10/15/18		

WEALTH ADVISORY SERVICES

Your Monthly Portfolio Statement
October 1, 2018 - October 31, 2018

Your Transaction Detail (continued)

Trade Date	Transaction Description	Amount	Realized G/L
County of Sandoval - General Fund (Continued) Corporate			
Actions/Income (Continued)			
Interest (Continued)			
October 25, 2018	Interest Payment of 0.0020833 USD on 5,150.32 Current Face for S Q 503831 Due On 10/25/18	10.73	0.00
October 25, 2018	With Ex Date 09/01/18		
October 25, 2018	Interest Payment of 0.06 USD on 170.11 Current Face for Fannie Mae Pool FN 735439 6% 01 Sep 2019 Due On 10/25/18 With Ex Date 10/01/18	0.85	0.00
October 25, 2018	Interest Payment of 0.06 USD on 368.70 Current Face for Fannie Mae Pool FN 745238 6% 01 Dec 2020 Due On 10/25/18 With Ex Date 10/01/18	1.84	0.00
October 25, 2018	Interest Payment of 0.06 USD on 235.31 Current Face for Fannie Mae Pool FN 745832 6% 01 Apr 2021 Due On 10/25/18 With Ex Date 10/01/18	1.18	0.00
October 25, 2018	Interest Payment of 0.0125 USD Federal Home Loan Mortgage Corp Step Cpn 1.5% 29 Oct 2020 For 15,000.00 Par Value Due on 10/29/18 With Ex Date 10/29/18	93.75	0.00
October 29, 2018			
October 29, 2018			
Total Interest		\$6,421.48	\$0.00
Other			
September 4, 2018	Principal Payment of 1 USD on 311,817.00 Par Value for S Q 503831 Due On 10/25/18 With Ex Date 09/01/18	106.80	0.00
October 25, 2018			
September 4, 2018	Principal Payment of 106.80 Current Face on 311,817.00 Par Value for S Q 503831 Due On 09/04/18 With Ex Date 09/01/18	0.00	106.79
September 4, 2018			
October 1, 2018	Final Maturity 1 USD United States Treasury Note/Bond 1.375% 30 Sep 2018 For 231,000.00 Par Value Due on 10/01/18 With Ex Date 09/30/18	231,000.00	0.00
October 1, 2018			
October 1, 2018	Final Maturity 100:100 Debit 231,000.00 United States Treasury Note/Bond 1.375% 30 Sep 2018 For 231,000.00 Par Value of United States Treasury Note/Bond 1.375% 30 Sep 2018 Due on 10/01/18 With Ex Date 09/30/18	0.00	913.36
October 1, 2018			
October 1, 2018	Principal Payment of 1 USD on 320,000.00 Par Value for Fannie Mae Pool FN 735439 6% 01 Sep 2019 Due On 10/01/18 With Ex Date 10/01/18	26.56	0.00
October 25, 2018			
October 1, 2018	Principal Payment of 26.56 Current Face on 320,000.00 Par Value for Fannie Mae Pool FN 735439 6% 01 Sep 2019 Due On 10/01/18 With Ex Date 10/01/18	0.00	-59.74
October 1, 2018			
October 1, 2018	Principal Payment of 1 USD on 58,000.00 Par Value for Fannie Mae Pool FN 745832 6% 01 Apr 2021 Due On 10/25/18 With Ex Date 10/01/18	16.49	0.00
October 25, 2018			
October 1, 2018	Principal Payment of 16.49 Current Face on 58,000.00 Par Value for Fannie Mae Pool FN 745832 6% 01 Apr 2021 Due On 10/01/18 With Ex Date 10/01/18	0.00	-26.18
October 1, 2018			
October 1, 2018	Principal Payment of 1 USD on 259,000.00 Par Value for Fannie Mae Pool FN 745238 6% 01 Dec 2020 Due On 10/25/18 With Ex Date 10/01/18	38.82	0.00
October 25, 2018			

WEALTH ADVISORY SERVICES

Your Monthly Portfolio Statement
October 1, 2018 - October 31, 2018

Your Transaction Detail (continued)

Trade Date	Transaction Description	Amount	Realized G/L
County of Sandoval - General Fund (Continued) Corporate			
Actions/Income (Continued)			
<i>Other (Continued)</i>			
October 1, 2018	Principal Payment of 38.82 Current Face on 259,000.00 Par Value for Fannie Mae Pool FN 745238	0.00	-71.86
October 1, 2018	6% 01 Dec 2020 Due On 10/01/18 With Ex Date 10/01/18		
Total Other		\$231,188.67	\$862.37
Total Corporate Actions/Income		\$237,734.40	\$862.37
Cash Sweep Activity			
October 4, 2018	Sweep purchase 270,008.43 units of Heartland - Wide Savings	-270,008.43	0.00
October 4, 2018			
October 4, 2018	Sweep sale -270,000.00 units of Heartland - Wide Savings	270,000.00	0.00
October 4, 2018			
October 25, 2018	Sweep sale -270,116.76 units of Heartland - Wide Savings	270,116.76	0.00
October 25, 2018			
October 29, 2018	Sweep purchase 237,725.97 units of Heartland - Wide Savings	-237,725.97	0.00
October 29, 2018			
Total Cash Sweep Activity		\$32,382.36	\$0.00
Total County of Sandoval - General Fund		\$0.00	\$862.37

WEALTH ADVISORY SERVICES

Your Monthly Portfolio Statement
October 1, 2018 - October 31, 2018

Overview of Your Account - County of Sandoval Cash Management ALM

Activity Summary

	This Period (\$)	Year to Date (\$)
Beginning Market Value	6,525,082.26	6,873,534.22
Cash and security transfers	6,518,285.07	6,517,547.34
Contributions	0.00	0.00
Income & Capital Gain Distributions	15,552.43	92,254.32
Fees	-1,042.36	-10,771.73
Withdrawals	0.00	-350,000.00
Change in Account Value	-6,521,271.11	-6,585,957.86
Market Value on Oct 31, 2018	\$6,536,606.29	\$6,536,606.29

Income Earned


	This Period (\$)	Year to Date (\$)
Taxable Income	15,552.43	92,254.32
Tax-Exempt Income	0.00	0.00
Tax-Deferred Income	0.00	0.00
Total Income Earned	\$15,552.43	\$92,254.32
Total Short Term Realized Capital Gain/Loss	\$0.00	\$0.00
Total Long Term Realized Capital Gain/Loss	\$0.00	-\$14,849.42
Total Realized Capital Gain/Loss	\$0.00	-\$14,849.42

This summary is for your reference. It is not intended for tax-reporting purposes. Taxable income is taxable at the federal level and may be taxable at the state level.

Asset Allocation on October 31, 2018

	Market Value (\$)	Percent
Cash and Cash Equivalents	840.08	100%
Subtotal	\$840.08	100%
Client Directed	6,535,766.21	
Total of Your Account	\$6,536,606.29	

Pending Transactions could include any of the following items: overdrawn portfolios within the account, cash transfers posted after the last sweep run at month end, purchases placed after the last sweep run at month end, non marketable securities that are classified as liabilities or assets in the account with negative market value.



WEALTH ADVISORY SERVICES

Your Monthly Portfolio Statement
October 1, 2018 - October 31, 2018

Your Asset Summary on October 31, 2018

	Market Value	Cost Basis	Unrealized Gain or Loss	Estimated Annual Income	Yield at Market	% of Account
County of Sandoval Cash Management ALM						
Fixed Income	6,507,219.89	6,636,373.55	-129,153.66	117,668.75	1.81%	99.78%
Cash and Cash Equivalents	29,386.40	29,386.40	0.00	587.73	2.00%	0.22%
Total for County of Sandoval Cash Management ALM	\$6,536,606.29	\$6,665,759.95	-\$129,153.66	\$118,256.48	1.81%	100.00%

WEALTH ADVISORY SERVICES

Your Monthly Portfolio Statement
October 1, 2018 - October 31, 2018

Your Portfolio Holdings on October 31, 2018

	Number of Shares	Share Price	Market Value	Cost Basis	Unrealized Gain or Loss	Est. Ann. Inc. / Yield at Market	% of Account
Fixed Income							
<i>Taxable</i>							
Discover Bank 3% 16 Aug 2021 CUSIP: 254673SV9	225,000.00	99.578	224,050.50	225,000.00	-949.50	6,750.00 3.01%	3.43%
Federal Farm Credit Banks 1.5% 06 Jul 2021 CUSIP: 3133EGKA2	500,000.00	95.89	479,450.00	500,000.00	-20,550.00	7,500.00 1.56%	7.33%
Federal Home Loan Banks 2.05% 29 Jun 2022 CUSIP: 3130ABMB9	650,000.00	96.335	626,177.50	648,050.00	-21,872.50	13,325.00 2.13%	9.59%
Federal Home Loan Banks Step Cpn 1.5% 16 Dec 2021 CUSIP: 3130AAGM5	75,000.00	98.374	73,780.50	74,887.50	-1,107.00	1,125.00 1.52%	1.13%
Federal Home Loan Mortgage Corp 3% 23 Feb 2022 CUSIP: 3134GSMZ5	220,000.00	99.6701	219,274.22	219,941.33	-667.11	6,600.00 3.01%	3.35%
Federal Home Loan Mortgage Corp 3% 28 Dec 2021 CUSIP: 3134GSPC3	100,000.00	98.9857	98,985.70	99,930.75	-945.05	3,000.00 3.03%	1.51%
Federal Home Loan Mortgage Corp Step Cpn 1.25% 25 May 2021 CUSIP: 3134G9KJ5	350,000.00	97.7668	342,183.80	347,738.77	-5,554.97	4,375.00 1.28%	5.23%
Federal Home Loan Mortgage Corp Step Cpn 1.25% 30 Sep 2021 CUSIP: 3134GAMC5	500,000.00	97.586	487,930.00	499,250.00	-11,320.00	6,250.00 1.28%	7.46%
Federal Home Loan Mortgage Corp Step Cpn 1% 30 Jun 2021 CUSIP: 3134G9D79	500,000.00	97.5453	487,726.50	499,275.00	-11,548.50	5,000.00 1.03%	7.46%
Federal Home Loan Mortgage Corp Step Cpn 1.5% 29 Oct 2020 CUSIP: 3134G73S8	440,000.00	99.0671	435,895.24	439,890.00	-3,994.76	6,600.00 1.51%	6.67%
Federal National Mortgage Association 1.58% 30 Dec 2019 CUSIP: 3136G4JU8	500,000.00	98.514	492,570.00	499,500.00	-6,930.00	7,900.00 1.60%	7.54%

WEALTH ADVISORY SERVICES

Your Monthly Portfolio Statement
October 1, 2018 - October 31, 2018

Your Portfolio Holdings on October 31, 2018 (continued)

Fixed Income (Continued)	Number of Shares	Share Price	Market Value	Cost Basis	Unrealized Gain or Loss	Est. Ann. Inc. / Yield at Market	% of Account
Taxable (Continued)							
Federal National Mortgage Association 2% 17 Feb 2022 CUSIP: 3136G2DF1	285,000.00	96.752	275,743.20	285,000.00	-9,256.80	5,700.00 2.07%	4.22%
JPMorgan Chase Bank NA 3.05% 14 Aug 2021 CUSIP: 48128FNR9	225,000.00	99.719	224,367.75	225,000.00	-632.25	6,862.50 3.06%	3.43%
United States Treasury Note/Bond 1.25% 31 Jan 2019 CUSIP: 912828SD3	331,000.00	99.7109	330,043.20	328,148.29	1,894.91	4,137.50 1.25%	5.05%
United States Treasury Note/Bond 1.5% 31 Oct 2019 CUSIP: 912828F62	500,000.00	98.7813	493,906.25	497,519.53	-3,613.28	7,500.00 1.52%	7.56%
United States Treasury Note/Bond 1.875% 31 Oct 2022 CUSIP: 912828M49	300,000.00	95.879	287,637.00	297,539.06	-9,902.06	5,625.00 1.96%	4.40%
United States Treasury Note/Bond 2.125% 30 Jun 2021 CUSIP: 912828WR7	255,000.00	97.9766	249,840.24	251,324.41	-1,484.17	5,418.75 2.17%	3.82%
United States Treasury Note/Bond 2% 30 Nov 2022 CUSIP: 912828M80	300,000.00	96.2656	288,796.88	299,554.69	-10,757.81	6,000.00 2.08%	4.42%
United States Treasury Note/Bond 2% 31 Jul 2022 CUSIP: 912828XQ8	50,000.00	96.59	48,295.00	49,753.91	-1,458.91	1,000.00 2.07%	0.74%
United States Treasury Note/Bond 2% 31 Oct 2021 CUSIP: 912828F96	350,000.00	97.3047	340,566.41	349,070.31	-8,503.90	7,000.00 2.06%	5.21%
Total Taxable			\$6,507,219.89	\$6,636,373.55	-\$129,153.66	\$117,668.75 1.81%	99.55%
Total Fixed Income			\$6,507,219.89	\$6,636,373.55	-\$129,153.66	\$117,668.75 1.81%	99.55%

WEALTH ADVISORY SERVICES

Your Monthly Portfolio Statement
October 1, 2018 - October 31, 2018

Your Portfolio Holdings on October 31, 2018 (continued)

	Number of Shares	Share Price	Market Value	Cost Basis	Unrealized Gain or Loss	Est. Ann. Inc. / Yield at Market	% of Account
Cash and Cash Equivalents							
Cash and Cash Equivalents							
Heartland - Wide Savings CUSIP: HTLFMM001	29,386.40	1.00	29,386.40	29,386.40	0.00	587.73 2.00%	0.45%
Total Cash and Cash Equivalents			\$29,386.40	\$29,386.40	\$0.00	\$587.73 2.00%	0.45%
Total Cash and Cash Equivalents			\$29,386.40	\$29,386.40	\$0.00	\$587.73 2.00%	0.45%
Total For Your Portfolio			\$6,536,606.29	\$6,665,759.95	-\$129,153.66	\$118,256.48 1.81%	100.00%

WEALTH ADVISORY SERVICES

Your Monthly Portfolio Statement
October 1, 2018 - October 31, 2018

Your Transaction Detail

Trade Date	Transaction Description	Amount	Realized G/L
October 4, 2018	Received 15,733.82 Units of Heartland - Wide Savings, TRANSFER FROM ACCOUNT , Federal	15,733.82	0.00
October 4, 2018	Cost \$15,733.82, State Cost \$15,733.82		
October 4, 2018	Received 100,000.00 Par Value of Federal Home Loan Mortgage Corp 3% 28 Dec 2021, TRANSFER FROM ACCOUNT , Federal Cost \$99,930.75, State Cost \$99,930.75	98,923.00	0.00
October 4, 2018	Received 225,000.00 Par Value of JPMorgan Chase Bank NA 3.05% 14 Aug 2021, TRANSFER FROM ACCOUNT , Federal Cost \$225,000.00, State Cost \$225,000.00	224,862.75	0.00
October 4, 2018	Received 225,000.00 Par Value of Discover Bank 3% 16 Aug 2021, TRANSFER FROM ACCOUNT , Federal Cost \$225,000.00, State Cost \$225,000.00	224,538.75	0.00
October 4, 2018	Received 650,000.00 Par Value of Federal Home Loan Banks 2.05% 29 Jun 2022, TRANSFER FROM ACCOUNT , Federal Cost \$648,050.00, State Cost \$648,050.00	624,403.00	0.00
October 4, 2018	Received 255,000.00 Par Value of United States Treasury Note/Bond 2.125% 30 Jun 2021, TRANSFER FROM ACCOUNT , Federal Cost \$251,324.41, State Cost \$251,324.41	249,581.25	0.00
October 4, 2018	Received 500,000.00 Par Value of United States Treasury Note/Bond 1.5% 31 Oct 2019, TRANSFER FROM ACCOUNT , Federal Cost \$497,519.53, State Cost \$497,519.53	493,632.82	0.00
October 4, 2018	Received 500,000.00 Par Value of Federal National Mortgage Association 1.58% 30 Dec 2019, TRANSFER FROM ACCOUNT , Federal Cost \$499,500.00, State Cost \$499,500.00	492,275.00	0.00
October 4, 2018	Received 220,000.00 Par Value of Federal Home Loan Mortgage Corp 3% 23 Feb 2022, TRANSFER FROM ACCOUNT , Federal Cost \$219,941.33, State Cost \$219,941.33	219,150.80	0.00
October 4, 2018	Received 300,000.00 Par Value of United States Treasury Note/Bond 2% 30 Nov 2022, TRANSFER FROM ACCOUNT , Federal Cost \$299,554.69, State Cost \$299,554.69	288,281.25	0.00
October 4, 2018	Received 350,000.00 Par Value of United States Treasury Note/Bond 2% 31 Oct 2021, TRANSFER FROM ACCOUNT , Federal Cost \$349,070.31, State Cost \$349,070.31	340,183.60	0.00
October 4, 2018	Received 500,000.00 Par Value 500,000.00 Current Face of Federal Farm Credit Banks 1.5% 06 Jul 2021, TRANSFER FROM ACCOUNT , Federal Cost \$500,000.00, State Cost \$500,000.00	481,008.00	0.00
October 4, 2018	Received 440,000.00 Par Value of Federal Home Loan Mortgage Corp Step Cpn 1.25% 29 Oct 2020, TRANSFER FROM ACCOUNT , Federal Cost \$439,890.00, State Cost \$439,890.00	435,384.40	0.00
October 4, 2018	Received 285,000.00 Par Value of Federal National Mortgage Association 2% 17 Feb 2022, TRANSFER FROM ACCOUNT , Federal Cost \$285,000.00, State Cost \$285,000.00	275,783.10	0.00
October 4, 2018	Received 75,000.00 Par Value of Federal Home Loan Banks Step Cpn 1.5% 16 Dec 2021, TRANSFER FROM ACCOUNT , Federal Cost \$74,887.50, State Cost \$74,887.50	73,662.75	0.00

WEALTH ADVISORY SERVICES

Your Monthly Portfolio Statement
October 1, 2018 - October 31, 2018

Your Transaction Detail (continued)

Trade Date	Transaction Description	Amount	Realized G/L
County of Sandoval Cash Management ALM (Continued) Receipts			
<i>Assets Transferred In (Continued)</i>			
October 4, 2018	Received 350,000.00 Par Value of Federal Home Loan Mortgage Corp Step Cpn 1.25% 25 May 2021, TRANSFER FROM ACCOUNT , Federal Cost \$347,738.77 , State Cost \$347,738.77	341,638.50	0.00
October 4, 2018	Received 300,000.00 Par Value of United States Treasury Note/Bond 1.875% 31 Oct 2022, TRANSFER FROM ACCOUNT , Federal Cost \$297,539.06, State Cost \$297,539.06	287,133.00	0.00
October 4, 2018	Received 50,000.00 Par Value of United States Treasury Note/Bond 2% 31 Jul 2022, TRANSFER FROM ACCOUNT , Federal Cost \$49,753.91, State Cost \$49,753.91	48,222.50	0.00
October 4, 2018	Received 500,000.00 Par Value of Federal Home Loan Mortgage Corp Step Cpn 1.25% 30 Sep 2021, TRANSFER FROM ACCOUNT , Federal Cost \$499,250.00, State Cost \$499,250.00	487,215.00	0.00
October 4, 2018	Received 331,000.00 Par Value of United States Treasury Note/Bond 1.25% 31 Jan 2019, TRANSFER FROM ACCOUNT , Federal Cost \$328,148.29, State Cost \$328,148.29	329,862.19	0.00
October 4, 2018	Received 500,000.00 Par Value of Federal Home Loan Mortgage Corp Step Cpn 1% 30 Jun 2021, TRANSFER FROM ACCOUNT , Federal Cost \$499,275.00, State Cost \$499,275.00	486,895.00	0.00
Total Assets Transferred In		\$6,518,370.48	\$0.00
Total Receipts		\$6,518,370.48	\$0.00
Disbursements			
Cash Transfers			
October 3, 2018	Cash Transfer - Gross Receipts Tax To G053Z01 HTLF New Mexico Gross Receipts Tax Capital (Capital)	-85.41	0.00
October 3, 2018			
Total Cash Transfers		-\$85.41	\$0.00
Fees			
October 25, 2018	Periodic Fee : Taken Monthly \$1,042.36	-1,042.36	0.00
October 25, 2018	Wealth Advisory Fee: \$1,042.36 Account County of Sandoval Cash Management ALM: Based on Average Daily Market Value of \$6,567,691.53 @ at tiered annual rates = \$1,042.36. Discount Of \$260.59 Applied.Charged now \$1,042.36.		
Total Fees		-\$1,042.36	\$0.00
Total Disbursements		-\$1,127.77	\$0.00

Your Transaction Detail (continued)

Trade Date	Transaction Description	Amount	Realized G/L
County of Sandoval Cash Management ALM (Continued) Corporate			
<i>Actions/Income</i>			
<i>Dividends</i>			
October 1, 2018	Daily Rate Income on Heartland - Wide Savings For Period of 09/01/18 to 09/30/18 Due on 10/01/18	219.29	0.00
October 1, 2018	Daily Rate Income on Heartland - Wide Savings For Period of 09/01/18 to 09/30/18 Due on 10/01/18	20.64	0.00
Total Dividends		\$239.93	\$0.00
<i>Interest</i>			
October 1, 2018	Interest Payment 0.01 USD Federal Home Loan Mortgage Corp Step Cpn 1.25% 30 Sep 2021 For	2,500.00	0.00
October 1, 2018	500,000.00 Par Value Due on 10/01/18 With Ex Date 09/30/18		
October 29, 2018	Interest Payment 0.0125 USD Federal Home Loan Mortgage Corp Step Cpn 1.5% 29 Oct 2020 For	2,750.00	0.00
October 29, 2018	440,000.00 Par Value Due on 10/29/18 With Ex Date 10/29/18		
October 31, 2018	Interest Payment 0.015 USD United States Treasury Note/Bond 1.5% 31 Oct 2019 For 500,000.00 Par	3,750.00	0.00
October 31, 2018	Value Due on 10/31/18 With Ex Date 10/31/18		
October 31, 2018	Interest Payment 0.01875 USD United States Treasury Note/Bond 1.875% 31 Oct 2022 For	2,812.50	0.00
October 31, 2018	300,000.00 Par Value Due on 10/31/18 With Ex Date 10/31/18		
October 31, 2018	Interest Payment 0.02 USD United States Treasury Note/Bond 2% 31 Oct 2021 For 350,000.00 Par	3,500.00	0.00
October 31, 2018	Value Due on 10/31/18 With Ex Date 10/31/18		
Total Interest		\$15,312.50	\$0.00
Total Corporate Actions/Income		\$15,552.43	\$0.00
<i>Cash Sweep Activity</i>			
October 1, 2018	Sweep purchase 2,719.29 units of Heartland - Wide Savings	-2,719.29	0.00
October 1, 2018			
October 1, 2018	Sweep purchase 20.64 units of Heartland - Wide Savings	-20.64	0.00
October 1, 2018			
October 25, 2018	Sweep sale -1,127.77 units of Heartland - Wide Savings	1,127.77	0.00
October 25, 2018			
October 31, 2018	Sweep purchase 12,812.50 units of Heartland - Wide Savings	-12,812.50	0.00
October 31, 2018			
Total Cash Sweep Activity		-\$14,424.66	\$0.00
Total County of Sandoval Cash Management ALM		\$6,518,370.48	\$0.00



New Mexico State Treasurer's Office
 P.O. Box 5135
 Santa Fe, NM 87505
 505-955-1120

Account Statement
 Report Period 2018-10-01 through 2018-10-31
 Page 1 of 1

Local Govt Investment Pool

SANDOVAL CO. TREASURER'S
 PO BOX 40
 BERNALILLO, NM 87004

Participant ID: LGIP_
 Title of Account: CASH MANAGEMENT
 Fund #:

Income and Administrative Fee Summary		Account Summary	
Gross Income Accrued this statement period	\$1,162.67	Beginning Balance	\$350,000.00
Monthly percentage yield earned	2.14185153%	Deposits	\$270,011.98
Average monthly balance	\$639,143.12	Withdrawals	(\$489.34)
Administrative Fee Rate	0.05%	Income	\$587.21
Admin. Fee withheld this statement period	(\$27.14)	Transfer In	\$50,000.00
		Transfer Out	\$0.00
		Ending Balance	\$670,095.47

Date	Activity	Description	Amount
2018-10-01	Income	Distributed Income	\$587.21
2018-10-01	Fees	Distributed Income	(\$14.38)
2018-10-02	Deposits	Sept 18 Admin Fee Adj	\$11.98
2018-10-02	Withdrawal	Sept 18 Income Adj	(\$489.34)
2018-10-04	Transfer		\$50,000.00
2018-10-04	Deposits		\$270,000.00
Net Transaction Total			\$320,095.47

New Mexico Local Government Investment Pool (LGIP) deposits are not guaranteed or insured by any bank, the State of New Mexico, the Federal Deposit Insurance Corporation, the Federal Reserve Bond, or any other agency. New Mexico LGIP deposits involve certain investment risks. Yield and total return may fluctuate and are not guaranteed.

Additional Notes:

WEALTH ADVISORY SERVICES

Your Monthly Portfolio Statement
October 1, 2018 - October 31, 2018

Overview of Your Account - County of Sandoval Indigent Needs ALM

Activity Summary

	This Period (\$)	Year to Date (\$)
Beginning Market Value	2,712,453.95	3,039,793.98
Cash and security transfers	-40.20	-386.62
Contributions	0.00	0.00
Income & Capital Gain Distributions	6,867.92	42,409.66
Fees	-423.33	-4,994.96
Withdrawals	-390,000.00	-740,000.00
Change in Account Value	289.47	-7,674.25
Market Value on Oct 31, 2018	\$2,329,147.81	\$2,329,147.81


Income Earned

	This Period (\$)	Year to Date (\$)
Taxable Income	6,867.92	42,409.66
Tax-Exempt Income	0.00	0.00
Tax-Deferred Income	0.00	0.00
Total Income Earned	\$6,867.92	\$42,409.66
Total Short Term Realized Capital Gain/Loss	\$429.69	\$429.69
Total Long Term Realized Capital Gain/Loss	\$0.00	-\$11,879.54
Total Realized Capital Gain/Loss	\$429.69	-\$11,449.85

This summary is for your reference. It is not intended for tax-reporting purposes. Taxable income is taxable at the federal level and may be taxable at the state level.

Asset Allocation on October 31, 2018

	Market Value (\$)	Percent
Fixed Income	2,116,973.89	91%
Cash and Cash Equivalents	212,173.92	9%
Total of Your Account	\$2,329,147.81	100%



Pending Transactions could include any of the following items: overdrawn portfolios within the account, cash transfers posted after the last sweep run at month end, purchases placed after the last sweep run at month end, non marketable securities that are classified as liabilities or assets in the account with negative market value.

WEALTH ADVISORY SERVICES

Your Monthly Portfolio Statement
October 1, 2018 - October 31, 2018

Your Asset Summary on October 31, 2018

	Market Value	Cost Basis	Unrealized Gain or Loss	Estimated Annual Income	Yield at Market	% of Account
County of Sandoval Indigent Needs ALM						
Fixed Income	2,116,973.89	2,147,302.33	-30,328.44	27,462.50	1.30%	90.89%
Cash and Cash Equivalents	212,173.92	212,173.92	0.00	4,243.48	2.00%	9.11%
Total for County of Sandoval Indigent Needs ALM	\$2,329,147.81	\$2,359,476.25	-\$30,328.44	\$31,705.98	1.36%	100.00%

WEALTH ADVISORY SERVICES

Your Monthly Portfolio Statement
October 1, 2018 - October 31, 2018

Your Portfolio Holdings on October 31, 2018

	Number of Shares	Share Price	Market Value	Cost Basis	Unrealized Gain or Loss	Est. Ann. Inc. / Yield at Market	% of Account
Fixed Income							
Fixed Income							
United States Treasury Bill Zero 18 Jul 2019 CUSIP: 912796QR3	240,000.00	98.1944	235,666.67	234,637.77	1,028.90	0.00	10.12%
Total Fixed Income			\$235,666.67	\$234,637.77	\$1,028.90	\$0.00	10.12%
Taxable							
Federal Farm Credit Banks 1.5% 06 Jul 2021 CUSIP: 3133EGKA2	250,000.00	95.89	239,725.00	250,000.00	-10,275.00	3,750.00 1.56%	10.29%
Federal Home Loan Mortgage Corp Step Cpn 1.25% 30 Sep 2021 CUSIP: 3134GAMC5	220,000.00	97.586	214,689.20	219,670.00	-4,980.80	2,750.00 1.28%	9.22%
Federal Home Loan Mortgage Corp Step Cpn 1% 30 Jun 2021 CUSIP: 3134G9D79	300,000.00	97.5453	292,635.90	299,565.00	-6,929.10	3,000.00 1.03%	12.56%
Federal Home Loan Mortgage Corp Step Cpn 1.5% 29 Oct 2020 CUSIP: 3134G73S8	200,000.00	99.0671	198,134.20	199,950.00	-1,815.80	3,000.00 1.51%	8.51%
Federal National Mortgage Association 1.58% 30 Dec 2019 CUSIP: 3136G4JU8	250,000.00	98.514	246,285.00	249,750.00	-3,465.00	3,950.00 1.60%	10.57%
Federal National Mortgage Association 2% 17 Feb 2022 CUSIP: 3136G2DF1	150,000.00	96.752	145,128.00	150,000.00	-4,872.00	3,000.00 2.07%	6.23%
United States Treas Nts Note 31 Mar 2019 CUSIP: 912828C65	200,000.00	99.6406	199,281.25	199,000.00	281.25	3,250.00 1.63%	8.56%
United States Treasury Note/Bond 1.25% 31 Jan 2019 CUSIP: 912828SD3	189,000.00	99.7109	188,453.67	187,335.81	1,117.86	2,362.50 1.25%	8.09%

WEALTH ADVISORY SERVICES

Your Monthly Portfolio Statement
October 1, 2018 - October 31, 2018

Your Portfolio Holdings on October 31, 2018 (continued)

	Number of Shares	Share Price	Market Value	Cost Basis	Unrealized Gain or Loss	Est. Ann. Inc. / Yield at Market	% of Account
Fixed Income (Continued)							
Taxable (Continued)							
United States Treasury Note/Bond 1.5% 15 Apr 2020 CUSIP: 912828X21	160,000.00	98.1094	156,975.00	157,393.75	-418.75	2,400.00 1.53%	6.74%
Total Taxable			\$1,881,307.22	\$1,912,664.56	-\$31,357.34	\$27,462.50 1.46%	80.77%
Total Fixed Income			\$2,116,973.89	\$2,147,302.33	-\$30,328.44	\$27,462.50 1.30%	90.89%
Cash and Cash Equivalents							
Cash and Cash Equivalents							
Heartland - Wide Savings CUSIP: HTLFMM001	212,173.92	1.00	212,173.92	212,173.92	0.00	4,243.48 2.00%	9.11%
Total Cash and Cash Equivalents			\$212,173.92	\$212,173.92	\$0.00	\$4,243.48 2.00%	9.11%
Total Cash and Cash Equivalents			\$212,173.92	\$212,173.92	\$0.00	\$4,243.48 2.00%	9.11%
Total For Your Portfolio			\$2,329,147.81	\$2,359,476.25	-\$30,328.44	\$31,705.98 1.36%	100.00%

WEALTH ADVISORY SERVICES

Your Monthly Portfolio Statement
October 1, 2018 - October 31, 2018

Your Transaction Detail

Trade Date	Transaction Description	Amount	Realized G/L
County of Sandoval Indigent Needs ALM			
Disbursements			
Cash Transfers			
October 3, 2018	Cash Transfer - Gross Receipts Tax To G053Z01 HTLF New Mexico Gross Receipts Tax Capital (Capital)	-40.20	0.00
October 3, 2018			
Total Cash Transfers		-\$40.20	\$0.00
Fees			
October 25, 2018	Periodic Fee : Taken Monthly \$423.33	-423.33	0.00
October 25, 2018	Wealth Advisory Fee: \$423.33		
	Account County of Sandoval Indigent Needs ALM: Based on Average Daily Market Value of \$2,539,962.22 @ at tiered annual rates = \$423.33. Discount Of \$105.83 Applied.Charged now \$423.33.		
Total Fees		-\$423.33	\$0.00
Other			
October 5, 2018	Cash Disbursement - Due Bill Paid Via ACH, Paid To State of NM Local Government Investment Pool, Per	-390,000.00	0.00
October 5, 2018	Client Request STO 7977 LGIP_00168 Indigent (HCAP)		
Total Other		-\$390,000.00	\$0.00
Total Disbursements		-\$390,463.53	\$0.00
Corporate Actions/Income			
Dividends			
October 1, 2018	Daily Rate Income on Heartland - Wide Savings For Period of 09/01/18 to 09/30/18 Due on 10/01/18	17.22	0.00
October 1, 2018			
October 1, 2018	Daily Rate Income on Heartland - Wide Savings For Period of 09/01/18 to 09/30/18 Due on 10/01/18	425.70	0.00
October 1, 2018			
Total Dividends		\$442.92	\$0.00
Interest			
October 1, 2018	Interest Payment 0.01 USD Federal Home Loan Mortgage Corp Step Cpn 1.25% 30 Sep 2021 For	1,100.00	0.00
October 1, 2018	220,000.00 Par Value Due on 10/01/18 With Ex Date 09/30/18		
October 1, 2018	Interest Payment 0.01625 USD United States Treas Nts Note 31 Mar 2019 For 200,000.00 Par Value	1,625.00	0.00
October 1, 2018	Due on 10/01/18 With Ex Date 09/30/18		
October 15, 2018	Interest Payment 0.015 USD United States Treasury Note/Bond 1.5% 15 Apr 2020 For 160,000.00 Par	1,200.00	0.00
October 15, 2018	Value Due on 10/15/18 With Ex Date 10/15/18		

Your Transaction Detail (continued)

Trade Date	Transaction Description	Amount	Realized G/L
County of Sandoval Indigent Needs ALM (Continued) Corporate Actions/Income (Continued)			
<i>Interest (Continued)</i>			
October 29, 2018	Interest Payment 0.0125 USD Federal Home Loan Mortgage Corp Step Cpn 1.5% 29 Oct 2020 For 200,000.00 Par Value Due on 10/29/18 With Ex Date 10/29/18	1,250.00	0.00
October 31, 2018	Interest Payment 0.0125 USD United States Treasury Note/Bond 1.25% 31 Oct 2018 For 200,000.00 Par Value Due on 10/31/18 With Ex Date 10/31/18	1,250.00	0.00
Total Interest		\$6,425.00	\$0.00
Other			
October 31, 2018	Final Maturity 1 USD United States Treasury Note/Bond 1.25% 31 Oct 2018 For 200,000.00 Par Value Due on 10/31/18 With Ex Date 10/31/18	200,000.00	0.00
October 31, 2018	Final Maturity 100:100 Debit 200,000.00 United States Treasury Note/Bond 1.25% 31 Oct 2018 For 200,000.00 Par Value of United States Treasury Note/Bond 1.25% 31 Oct 2018 Due on 10/31/18 With Ex Date 10/31/18	0.00	429.69
Total Other		\$200,000.00	\$429.69
Total Corporate Actions/Income		\$206,867.92	\$429.69
Cash Sweep Activity			
October 4, 2018	Sweep sale -398,000.00 units of Heartland - Wide Savings	398,000.00	0.00
October 4, 2018	Sweep purchase 398,013.34 units of Heartland - Wide Savings	-398,013.34	0.00
October 25, 2018	Sweep sale -390,459.65 units of Heartland - Wide Savings	390,459.65	0.00
October 31, 2018	Sweep purchase 206,850.70 units of Heartland - Wide Savings	-206,850.70	0.00
Total Cash Sweep Activity		\$183,595.61	\$0.00
Total County of Sandoval Indigent Needs ALM		\$0.00	\$429.69



New Mexico State Treasurer's Office
P.O. Box 5135
Santa Fe, NM 87505
505-955-1120

Account Statement
Report Period 2018-10-01 through 2018-10-31
Page 1 of 1

Local Govt Investment Pool

SANDOVAL CO. TREASURER'S
PO BOX 40
BERNALILLO, NM 87004

Participant ID: LGIP_INDIGENT
Title of Account: (HCAP)
Fund #:

Income and Administrative Fee Summary		Account Summary	
Gross Income Accrued this statement period	\$1,263.63	Beginning Balance	\$400,000.00
Monthly percentage yield earned	2.14185153%	Deposits	\$390,013.70
Average monthly balance	\$694,642.83	Withdrawals	(\$559.25)
Administrative Fee Rate	0.05%	Income	\$671.10
Admin. Fee withheld this statement period	(\$29.50)	Transfer In	\$0.00
		Transfer Out	(\$50,000.00)
		Ending Balance	\$740,109.11

Date	Activity	Description	Amount
2018-10-01	Income	Distributed Income	\$671.10
2018-10-01	Fees	Distributed Income	(\$16.44)
2018-10-02	Deposits	Sept 18 Admin Fee Adj	\$13.70
2018-10-02	Withdrawal	Sept 18 Income Adj	(\$559.25)
2018-10-04	Transfer		(\$50,000.00)
2018-10-05	Deposits		\$390,000.00
Net Transaction Total			\$340,109.11

New Mexico Local Government Investment Pool (LGIP) deposits are not guaranteed or insured by any bank, the State of New Mexico, the Federal Deposit Insurance Corporation, the Federal Reserve Bond, or any other agency. New Mexico LGIP deposits involve certain investment risks. Yield and total return may fluctuate and are not guaranteed.

Additional Notes: