


Sandoval County Treasurer's Financial Report




For the Month of September 2017

October 23, 2017



Treasury Controller / Treasury Accountant



Sandoval County Treasurer



SANDOVAL COUNTY TREASURER'S FINANCIAL REPORT
SEPTEMBER 2017

Detail of Fund Balances	01-03
Detail of Fund Receipts	04-17
Tax Maintenance Schedule	18-19
Statement of Bonded Debt	20-21
Record of County Investments	22-31

FINANCIAL REPORT OF THE COUNTY TREASURER

DETAIL OF FUNDS

FOR THE MONTH OF SEPTEMBER 2017

105th FY
SANDOVAL COUNTY

FUND	CODE	BALANCE July 1, 2017	RECEIPTS TO DATE	TRANSFERS TO DATE	DISBURSED TO DATE	TREASURER'S BALANCE
SECTION A1 (BUDGETED FUNDS-LIMITED)						
GENERAL FUND (401)	1010	9,189,413.13	1,879,361.59	(386,001.00)	(4,259,108.53)	6,423,665.19
ROAD FUND (402)	2010	3,990,533.47	151,424.89	0.00	(915,251.08)	3,226,707.28
FARM & RANGE FUND (403)	2020	44,562.44	0.00	0.00	0.00	44,562.44
BUILDING MAINT & CONSTRUCTION (458)	2040	3,901,328.45	173.81	0.00	(341,184.24)	3,560,318.02
SACO CAPITAL OUTLAY PROJECTS (462)	2041	6,532,881.34	6,797.46	0.00	0.00	6,539,678.80
SOLID WASTE (504)	2050	2,352,066.28	685,858.06	0.00	(357,041.02)	2,680,883.32
LANDFILL CLOSURE (505)	2060	930,438.20	0.00	0.00	0.00	930,438.20
CLERKS EQUIPMENT RECORDING FEES (415)	2070	1,031,908.84	48,496.00	0.00	(36,807.50)	1,043,597.14
DETENTION (609)	2090	1,068,758.72	1,660,771.17	0.00	(2,267,491.25)	462,038.64
E-911 COMMUNICATIONS (418)	2130	3,170.26	53,865.00	195,000.00	(251,865.78)	189.48
INDIGENT FUND (408)	2250	6,296,801.19	501,399.97	0.00	(816,071.29)	5,982,129.87
PROPERTY VALUATION (499)	2300	633,039.70	35,284.77	0.00	(253,917.85)	414,408.62
JUVENILE DETENTION (608)	2350	244,163.96	0.00	0.00	0.00	244,163.96
JUVENILE CONTINUUM (607)	2351	1,837.01	66,497.54	0.00	(26,569.37)	41,765.18
RECREATION FUND (404)	2380	16,733.97	1,047.75	0.00	(464.38)	17,317.34
SW YOUTH SOCCER COMPLEX (405)	2390	0.00	0.00	0.00	0.00	0.00
SACO PROJECT FUND (420)	3010	65,313.83	0.00	(10,000.00)	(1,750.00)	53,563.83
SACO DEPARTMENTAL GRANTS	3020	0.76	0.00	0.00	0.00	0.76
SHERIFF'S OVERTIME GRANTS (421)	3040	864.07	50,044.38	0.00	(57,525.93)	(6,617.48)
SHERIFF'S CARE FUND (416)	3050	9.57	0.00	0.00	0.00	9.57
LAW ENFORCEMENT PROTECTION (423)	3080	15,086.80	61,800.00	0.00	(9,113.42)	67,783.38
COMCAST CABLE COMMUNICATIONS (425)	3200	42,586.51	3,954.18	0.00	0.00	46,540.69
GIS MAPPING (450)	3210	40,894.78	0.00	0.00	(8,302.00)	32,592.78
FOREST RESERVE TITLE III (467)	3220	1,250.28	0.00	1.00	(1,250.28)	1.00
EMS/FIRE DEPARTMENT (610)	4010	242,144.94	273,788.64	175,000.00	(690,057.38)	876.22
SANDOVAL COUNTY 1/4 CENT (440)	4011	77,653.58	2,628.88	0.00	(9,777.88)	70,502.58
PLACITAS FIRE (408)	4012	103,915.07	107,595.00	0.00	(85,489.18)	128,020.91
ALGODONES FIRE (409)	4013	0.00	0.00	0.00	0.00	0.00
PENA BLANCA FIRE (410)	4014	48,518.41	19,367.00	0.00	(16,476.29)	51,409.12
PONDEROSA FIRE (411)	4015	293,988.77	66,179.00	0.00	(131,850.13)	228,315.64
LA MADERA FIRE (412)	4016	22,772.25	21,519.00	0.00	(12,746.57)	31,544.68
LA CUEVA FIRE (413)	4017	213,452.95	49,498.00	0.00	(40,136.82)	222,814.13
TORREON FIRE (417)	4019	14,486.70	13,629.00	0.00	(13,470.92)	14,644.78
ZIA PUEBLO FIRE (428)	4020	51,000.21	13,629.00	0.00	(8,375.10)	56,254.11
REGINA FIRE (407)	4021	110,140.90	43,038.00	0.00	(18,788.75)	134,390.15
SACO EMS (414)	4035	48.07	40,121.00	0.00	(11,398.99)	28,770.08
SANTO DOMINGO EMS (427)	4037	129.37	9,073.00	0.00	(269.35)	8,933.02
JEMEZ PUEBLO EMS (428)	4038	246.57	8,788.00	0.00	0.00	9,034.57
LA CUEVA EMS (430)	4039	0.82	7,214.00	0.00	(2,196.48)	5,018.34
PONDEROSA EMS (432)	4041	7.39	7,040.00	0.00	(705.77)	6,341.62
LA MADERA EMS (433)	4042	229.82	5,056.00	0.00	(1,777.79)	3,508.03
REGINA EMS (434)	4043	7.41	5,091.00	0.00	(1,535.27)	3,563.14
PENA BLANCA EMS (435)	4044	153.25	5,033.00	0.00	(705.77)	4,480.48
TORREON EMS (436)	4045	6.54	7,037.00	0.00	(1,670.59)	5,372.95
NAVAJO NATION EMS	4049	156.50	6,420.00	0.00	0.00	6,576.50
CUBA WASTEWATER /WATER TRUST BOARD	4071	0.00	0.00	0.00	0.00	0.00
FIRE PROTECTION FUND (452)	4170	4,972.80	19,669.00	0.00	(24,285.89)	355.91
SECTION A1 SUBTOTALS		37,567,681.66	5,938,188.09	(8,000.00)	(10,675,428.80)	32,824,440.95

FINANCIAL REPORT OF THE COUNTY TREASURER

DETAIL OF FUNDS

FOR THE MONTH OF SEPTEMBER 2017

105th FY
SANDOVAL COUNTY

FUND	CODE	BALANCE July 1, 2017	RECEIPTS TO DATE	TRANSFERS TO DATE	DISBURSED TO DATE	TREASURER'S BALANCE
SECTION A1 (BUDGETED FUNDS-LIMITED)						
WILDLAND REIMBURSEMENT (451)	4241	109,444.79	6,000.00	0.00	(18,386.13)	97,058.66
HOMELAND SECURITY (613)	4450	38,882.16	18,500.00	0.00	(7,208.18)	50,173.98
NM DEPT OF HEALTH/MATERNAL (500)	5000	326,578.93	25,267.85	0.00	(28,992.05)	322,852.73
SUBSTANCE ABUSE PROGRAM (501)	5010	7,837.18	22,895.98	0.00	(13,040.47)	17,692.69
D.W.I. GRANT (502)	5020	1,229.24	289,613.08	0.00	(235,581.92)	55,260.40
SHELTER PLUS CARE PROGRAM (612)	5050	31,471.77	81,429.00	6,000.00	(118,679.28)	221.49
COMMUNITY SERVICE-GRANTS	5100	4,467.55	20,000.00	0.00	(5,500.00)	18,967.55
SENIOR SUPPORT PROGRAM (802)	5250	1,360,957.94	1,257.06	0.00	(418,077.48)	944,137.52
SENIOR CITIZENS (804)	5260	143,374.25	192,103.55	0.00	(279,620.83)	55,856.97
SENIOR ANCILLARY (805)	5270	73,607.00	28,470.06	0.00	(34,426.76)	67,650.30
WATER PROJECT FUND (419)	6010	114,287.41	0.00	0.00	0.00	114,287.41
LOCAL ECONOMIC DEV ACT GRANT	6011	0.00	0.00	0.00	0.00	0.00
EL ZOCALO (443)	6020	180,173.59	22,357.34	0.00	(19,911.83)	182,619.10
COUNTY FAIRGROUNDS MANAGEMENT (449)	6030	48,249.58	1,050.00	0.00	(3,320.21)	45,979.37
FAIRGROUNDS RAID TIRE GRANT	6031	0.00	0.00	0.00	0.00	0.00
TOURISM-COOP ADV (506)	6090	20,504.08	0.00	0.00	0.00	20,504.08
LODGERS TAX (503)	6110	6,077.02	11,623.55	0.00	(1,499.52)	16,201.05
JEMEZ MTN. TRAIL GRANT (438)	6120	1,232.26	0.00	0.00	0.00	1,232.26
CELL TOWER FUND (444)	6130	99,814.21	0.00	0.00	0.00	99,814.21
P & Z SUBDIVISION FEE (441)	6131	8,954.64	0.00	0.00	(957.76)	7,996.88
LEGISLATIVE FUNDING (611)	6500	3,631.93	140,282.06	0.00	(3,287.00)	140,628.99
2011 GO LIBRARY BOND	6501	0.00	0.00	0.00	0.00	0.00
2015 LIBRARY BOND	6502	1,544,979.43	811.88	0.00	(163,077.70)	1,382,713.61
E911 COMMUNICATIONS BOND	6503	21.46	0.07	(21.53)	0.00	0.00
SECTION A1 SUBTOTALS		4,125,774.40	861,661.48	5,978.47	(1,351,567.12)	3,641,847.23
COUNTY FUND POOLED TOTALS		41,893,456.06	6,799,849.57	(21.53)	(12,028,995.92)	36,466,288.18

FINANCIAL REPORT OF THE COUNTY TREASURER

DETAIL OF FUNDS

FOR THE MONTH OF SEPTEMBER 2017

105th FY
SANDOVAL COUNTY

FUND	CODE	BALANCE July 1, 2017	RECEIPTS TO DATE	TRANSFERS TO DATE	DISBURSED TO DATE	TREASURER'S BALANCE
SECTION B (BONDS AND INVESTMENTS)						
DEBT SERVICE	8102	1,046,508.70	559,165.98	0.00	(12,493.05)	1,593,179.63
GO BOND DEBT SERVICE	8104	3,211,833.86	59,090.43	21.53	(2,782,809.14)	488,136.68
2000 PLACITAS HMSTD. DEBT SERVICE (587)	8106	22,823.43	297.98	0.00	(22,031.25)	1,090.14
INCENTIVE BOND REVENUE	8108	1,905,070.72	126.30	(1,905,197.02)	0.00	(0.00)
INCENTIVE BOND DEBT SERVICE	8110	297,627.17	165.07	0.00	0.00	297,792.24
NMFA RESERVE - LANDFILL PROJECT LOAN	8112	712,240.54	2,259.04	0.00	0.00	714,499.58
NMFA RESERVE - LANDFILL SYSTEM LOAN	8114	217,138.57	688.70	0.00	0.00	217,827.27
NMFA ACCOUNT - PONDEROSA VFD	8116	61,315.04	1,220.90	0.00	0.00	62,535.94
NMFA ACCOUNT - ALGODONES VFD	8118	162.93	546.81	0.00	0.00	709.74
NMFA ACCOUNT - PLACITAS VFD	8120	79,887.49	1,566.88	0.00	0.00	81,454.37
NMFA ACCOUNT - LA MADERA VFD	8122	27.33	30.68	0.00	0.00	58.01
NMFA ACCOUNT - SOUTH FD	8124	64.51	703.62	0.00	0.00	768.13
NMFA ACCOUNT - PONDEROSA VFD	8126	57.78	633.81	0.00	0.00	691.59
NMFA ACCOUNT - REGINA VFD	8128	37.77	418.95	0.00	0.00	456.72
NMFA ACCOUNT - ZIA PUEBLO VFD	8130	23.64	257.80	0.00	0.00	281.44
NMFA ACCOUNT - 2016 PILT BOND REFUNDING	8132	612,381.93	1,942.13	0.00	0.00	614,324.06
NMFA ACCOUNT - 2016 G.O. BOND REFUNDING	8134	0.88	0.00	0.00	0.00	0.88
NMFA ACCOUNT - REFUNDING DETENTION CTR	8136	359,254.32	80,806.19	0.00	0.00	439,860.51
AMI-KIDS RENTAL INCOME	8138	52,901.98	(0.09)	0.00	0.00	52,901.89
2005 INCENTIVE REVENUE BOND (580)	8210	4.47	0.00	(4.47)	0.00	(0.00)
2007 PILT REVENUE BOND (581)	8214	106,574.87	59.11	0.00	0.00	106,633.98
2008 INFRASTRUCTURE BOND (583)	8218	(0.00)	0.00	0.00	0.00	(0.00)
2010 GRT REFUNDING AND EQUIP BOND (584)	8224	227.09	0.12	0.00	0.00	227.21
2010 AMI-KIDS PROJECT BOND (553)	8228	0.00	0.00	0.00	0.00	0.00
2013 LANDFILL PROJECT BOND	8234	347,474.11	198.50	0.00	0.00	347,672.61
SANDOVAL GENERAL FUND**	8300	138,916.35	12,877.95	0.00	0.00	151,794.30
SANDOVAL PILT BOND RESERVE (CLOSED)	8302	(0.00)	0.00	0.00	0.00	(0.00)
SANDOVAL BOND RESERVE	8306	227,515.59	482.10	0.00	0.00	227,997.69
SANDOVAL AMI-KIDS RESERVE	8310	395,088.33	15.24	0.00	0.00	395,103.57
2011 LIBRARY BOND INVESTMENT	8312	0.00	0.00	0.00	0.00	0.00
2015 LIBRARY INVESTMENT ACCOUNT	8313	13,684.37	4,420.29	0.00	0.00	18,104.66
SANDOVAL KID MAINTENANCE	8314	91,789.70	539.29	0.00	0.00	92,328.99
INDIGENT INVESTMENT ACCOUNT	8316	38,660.43	7,040.74	0.00	0.00	45,701.17
NMB-T CASH MANAGEMENT ACCOUNT	8318	1,380,092.00	7,551.75	0.00	0.00	1,387,643.75
ECONOMIC DEVELOPMENT INCENTIVE ACCOUNT	8320	1,064,581.73	3,730.16	1,905,201.49	0.00	2,973,513.38
SANDOVAL CASH MANAGEMENT	8322	0.00	0.00	0.00	0.00	0.00
SECTION B SUBTOTALS		12,383,965.63	746,636.41	21.53	(2,817,333.44)	10,313,290.13
SECTION C (MISCELLANEOUS)						
INMATE CUSTODIAL ACCOUNT	8390	121,679.38	175,772.12	0.00	(187,449.10)	110,002.40
INMATE ACTIVITIES ACCOUNT	8392	0.00	0.00	0.00	0.00	0.00
DETENTION BOND ACCOUNT	8394	0.00	0.00	0.00	0.00	0.00
INMATE ACCOUNT	8396	0.00	0.00	0.00	0.00	0.00
EMPLOYEE INSURANCE (520)	8999	187,224.83	917,323.00	0.00	(970,734.19)	133,813.64
FLEXIBLE SPENDING	9950	29,094.09	22,980.21	0.00	(34,592.33)	17,461.97
SECTION C SUBTOTALS		337,998.30	1,116,055.33	0.00	(1,192,775.62)	261,278.01
GRAND TOTALS		54,415,419.99	8,662,541.31	0.00	(16,037,104.98)	47,040,856.32



Sandoval County, NM

Detail of Fund Receipts

Account Summary

For Fiscal: 2017-2018 Period Ending: 09/30/2017

		Original Total Budget	Current Total Budget	Period Activity	Fiscal Activity	Variance Favorable (Unfavorable)
Fund: 1010 - GENERAL FUND						
Revenue						
<u>1010-99-000-30010</u>	ACCTS RECV-PREV FISCAL YR	660.00	660.00	-	6,183.14	5,523.14
<u>1010-99-000-31000</u>	OPER-CURR-YR-PROPERTY TAX	23,705,760.00	23,705,760.00	36,836.91	334,581.61	(23,371,178.39)
<u>1010-99-000-31010</u>	OPER-DELINQ-YR-PROPERTY TAX	720,000.00	720,000.00	21,380.96	135,930.59	(584,069.41)
<u>1010-99-000-31100</u>	INTEREST-CURRENT YR PROPERTY T	460,000.00	460,000.00	21,120.42	150,440.80	(309,559.20)
<u>1010-99-000-31120</u>	PENALTY- CURRENT YR PROPERTY T	200,000.00	200,000.00	10,121.76	66,611.96	(133,388.04)
<u>1010-99-000-31140</u>	COUNTY COST	100.00	100.00	89.43	150.00	50.00
<u>1010-99-000-31142</u>	NON RENDERING FEE	20,000.00	20,000.00	296.94	2,032.60	(17,967.40)
<u>1010-99-000-31162</u>	TREASURERS COLLECTION FEE	15,000.00	15,000.00	63.82	544.50	(14,455.50)
<u>1010-99-000-31200</u>	GROSS RECEIPTS	1,300,000.00	1,300,000.00	111,396.07	351,314.00	(948,686.00)
<u>1010-99-000-31210</u>	GROSS RECEIPTS EQUALIZATION	2,600,000.00	2,600,000.00	-	-	(2,600,000.00)
<u>1010-99-000-31250</u>	OIL & GAS PROD & EQUIP	410,842.00	410,842.00	45,334.67	115,785.88	(295,056.12)
<u>1010-99-000-31270</u>	MOTOR VEHICLE GENERAL	910,000.00	910,000.00	128,670.18	367,260.96	(542,739.04)
<u>1010-99-000-31350</u>	LIQUOR LICENSE	200.00	200.00	-	-	(200.00)
<u>1010-99-000-31390</u>	MERCHANDISE LICENSES	8,500.00	8,500.00	545.00	1,765.00	(6,735.00)
<u>1010-99-000-31426</u>	NSF FEES	1,000.00	1,000.00	152.61	373.45	(626.55)
<u>1010-99-000-31470</u>	COUNTY CLERK'S FEES	550,000.00	550,000.00	46,291.19	142,330.04	(407,669.96)
<u>1010-99-000-31474</u>	PROBATE FEES	7,300.00	7,300.00	761.00	2,365.25	(4,934.75)
<u>1010-99-000-31520</u>	CABLE TV FRANCHISE	21,000.00	21,000.00	-	5,931.27	(15,068.73)
<u>1010-99-000-31560</u>	ASSESSORS FEES	2,000.00	2,000.00	254.00	678.00	(1,322.00)
<u>1010-99-000-31570</u>	SUBDIVISION FEES	27,000.00	27,000.00	12,950.00	15,620.00	(11,380.00)
<u>1010-99-000-31610</u>	TREASURERS OFFICE FEE	500.00	500.00	-	420.00	(80.00)
<u>1010-99-000-31640</u>	RENTAL	340,000.00	340,000.00	28,939.68	87,519.04	(252,480.96)
<u>1010-99-000-31660</u>	SHERIFF'S FEES	20,000.00	20,000.00	1,335.00	5,090.25	(14,909.75)
<u>1010-99-000-31760</u>	REFUNDS AND REIMBURSEMENTS	10,000.00	10,000.00	2,912.98	21,678.81	11,678.81
<u>1010-99-000-31800</u>	MISCELLANEOUS	500.00	500.00	273.25	384.75	(115.25)
<u>1010-99-000-31892</u>	ARROWHEAD RIDGE	25,000.00	25,000.00	-	25,000.00	-
<u>1010-99-000-31940</u>	GRANT INCOME	61,234.00	61,234.00	3,087.32	6,440.80	(54,793.20)
<u>1010-99-000-31960</u>	STATE LIBRARY GRANT	6,702.00	6,702.00	-	-	(6,702.00)
<u>1010-99-000-32020</u>	INTEREST INCOME	55,000.00	55,000.00	4,253.16	18,268.00	(36,732.00)
<u>1010-99-000-35130</u>	PAYMENT IN LIEU OF TAXES	1,400,000.00	1,400,000.00	-	-	(1,400,000.00)
<u>1010-99-000-35131</u>	EL ZOCALO SPECIAL EVENTS	45,000.00	45,000.00	4,468.75	15,321.00	(29,679.00)
	Revenue Total:	32,923,298.00	32,923,298.00	481,535.10	1,880,021.70	(31,043,276.30)
<u>1010-99-000-39998</u>	TRANSFER IN	10,000.00	10,000.00	10,000.00	10,000.00	-
<u>1010-99-000-39999</u>	TRANSFER OUT	(16,197,357.00)	(16,197,357.00)	(376,001.00)	(376,001.00)	15,821,356.00
	Fund: 1010 - GENERAL FUND Total:	16,735,941.00	16,735,941.00	115,534.10	1,514,020.70	(15,221,920.30)
Fund: 2010 - PUBLIC WORKS						
Revenue						
<u>2010-99-000-31270</u>	MOTOR VEHICLE GENERAL	114,000.00	114,000.00	-	-	(114,000.00)
<u>2010-99-000-31300</u>	GASOLINE TAX DISTRIBUTION	490,000.00	490,000.00	44,960.69	131,386.66	(358,613.34)
<u>2010-99-000-31420</u>	EXCAVATING PERMITS	-	-	15.00	15.00	15.00
<u>2010-99-000-31760</u>	REFUNDS AND REIMBURSEMENTS	-	-	-	576.36	576.36
<u>2010-99-000-31850</u>	REIMBURSEMENT BY AGREEMENT	100,000.00	100,000.00	-	17,678.97	(82,321.03)
<u>2010-99-000-31852</u>	RIO RANCHO FUEL ADMIN FEE	10,000.00	10,000.00	-	1,767.90	(8,232.10)
<u>2010-99-000-34102</u>	SB-CURRENT FY	159,950.00	159,950.00	-	-	(159,950.00)
<u>2010-99-000-34104</u>	SP-CURRENT FY	106,900.00	106,900.00	-	-	(106,900.00)
<u>2010-99-000-34106</u>	CAP-CURRENT FY	211,874.00	211,874.00	-	-	(211,874.00)
<u>2010-99-000-35000</u>	BANKHEAD -JONES	8,700.00	8,700.00	-	-	(8,700.00)
<u>2010-99-000-35080</u>	FOREST RESERVE	17,000.00	17,000.00	-	-	(17,000.00)

Detail of Fund Receipts

For Fiscal: 2017-2018 Period Ending: 09/30/2017

		Original Total Budget	Current Total Budget	Period Activity	Fiscal Activity	Variance Favorable (Unfavorable)
Revenue Total:		1,218,424.00	1,218,424.00	44,975.69	151,424.89	(1,066,999.11)
<u>2010-99-000-39998</u>	TRANSFER IN	3,591,644.00	3,591,644.00	-	-	(3,591,644.00)
Fund: 2010 - PUBLIC WORKS Total:		4,810,068.00	4,810,068.00	44,975.69	151,424.89	(4,658,643.11)
Fund: 2020 - FARM & RANGE						
Revenue						
<u>2020-99-000-35120</u>	TAYLOR GRAZING-Federal	9,000.00	9,000.00	-	-	(9,000.00)
Revenue Total:		9,000.00	9,000.00	-	-	(9,000.00)
Fund: 2020 - FARM & RANGE Total:		9,000.00	9,000.00	-	-	(9,000.00)
Fund: 2040 - BLDG. MAINT/CONSTRUCTION						
Revenue						
<u>2040-99-000-31760</u>	REFUNDS AND REIMBURSEMENTS	-	-	75.00	173.81	173.81
Revenue Total:		-	-	75.00	173.81	173.81
<u>2040-99-000-39998</u>	TRANSFER IN	1,921,527.00	1,921,527.00	-	-	(1,921,527.00)
Fund: 2040 - BLDG. MAINT/CONSTRUCTION Total:		1,921,527.00	1,921,527.00	75.00	173.81	(1,921,353.19)
Fund: 2041 - SACO CAPITAL OUTLAY PROJECTS						
Revenue						
<u>2041-99-000-31640</u>	RENTAL	20,000.00	20,000.00	2,265.82	6,797.46	(13,202.54)
Revenue Total:		20,000.00	20,000.00	2,265.82	6,797.46	(13,202.54)
<u>2041-99-000-39998</u>	TRANSFER IN	750,000.00	750,000.00	-	-	(750,000.00)
Fund: 2041 - SACO CAPITAL OUTLAY PROJECTS Total:		770,000.00	770,000.00	2,265.82	6,797.46	(763,202.54)
Fund: 2050 - SOLID WASTE						
Revenue						
<u>2050-00-000-31526</u>	RECYCLING CENTER REVENUES	15,500.00	15,500.00	1,351.32	5,994.82	(9,505.18)
<u>2050-00-000-31940</u>	GRANT INCOME-Federal	19,784.00	19,784.00	-	-	(19,784.00)
<u>2050-99-000-30010</u>	ACCTS REC- PREV FISCAL YR	264,335.00	264,335.00	2,803.95	236,924.40	(27,410.60)
<u>2050-99-000-31200</u>	GROSS RECEIPTS	230,000.00	230,000.00	19,742.79	58,864.62	(171,135.38)
<u>2050-99-000-31220</u>	GOVERNMENTAL GROSS RECEIPTS	99,000.00	99,000.00	8,208.95	22,931.50	(76,068.50)
<u>2050-99-000-31512</u>	LANDFILL FEES	2,000,000.00	2,000,000.00	208,985.35	361,142.72	(1,638,857.28)
Revenue Total:		2,628,619.00	2,628,619.00	241,092.36	685,858.06	(1,942,760.94)
Fund: 2050 - SOLID WASTE Total:		2,628,619.00	2,628,619.00	241,092.36	685,858.06	(1,942,760.94)
Fund: 2070 - COUNTY CLERK EQUIPMENT RECORDI						
Revenue						
<u>2070-99-000-31502</u>	EQUIPMENT RECORDING	180,000.00	180,000.00	15,757.00	48,496.00	(131,504.00)
Revenue Total:		180,000.00	180,000.00	15,757.00	48,496.00	(131,504.00)
Fund: 2070 - COUNTY CLERK EQUIPMENT RECORDI Total:		180,000.00	180,000.00	15,757.00	48,496.00	(131,504.00)
Fund: 2090 - DETENTION						
Revenue						
<u>2090-99-000-31430</u>	VENDOR FEE REVENUE	-	-	6,647.00	19,941.00	19,941.00
<u>2090-99-000-31760</u>	REFUNDS AND REIMBURSEMENTS	-	-	126.05	175.71	175.71
<u>2090-99-000-31800</u>	MISCELLANEOUS	800.00	800.00	29.00	142.50	(657.50)
<u>2090-99-000-31811</u>	INMATE ACVTIVITIES ACCOUNT	50,000.00	50,000.00	6,408.88	20,712.80	(29,287.20)
<u>2090-99-000-31870</u>	CARE OF LOCAL PRISONERS	1,267,750.00	1,267,750.00	70,632.00	343,985.00	(923,765.00)
<u>2090-99-000-34020</u>	CORRECTION FEES	250,000.00	250,000.00	-	-	(250,000.00)
<u>2090-99-000-35020</u>	CARE OF FEDERAL PRISONERS	3,912,800.00	3,912,800.00	439,215.95	1,275,814.16	(2,636,985.84)
Revenue Total:		5,481,350.00	5,481,350.00	523,058.88	1,660,771.17	(3,820,578.83)
<u>2090-99-000-39998</u>	TRANSFER IN	4,907,455.00	4,907,455.00	-	-	(4,907,455.00)
Fund: 2090 - DETENTION Total:		10,388,805.00	10,388,805.00	523,058.88	1,660,771.17	(8,728,033.83)
Fund: 2130 - E-911 COMMUNICATIONS						
Revenue						
<u>2130-99-000-30010</u>	ACCTS REC- PREV FISCAL YR	-	-	-	53,865.00	53,865.00
<u>2130-99-000-33210</u>	SAN YSIDRO	2,960.31	2,960.31	-	-	(2,960.31)
<u>2130-99-000-33220</u>	CUBA	58,374.68	58,374.68	-	-	(58,374.68)
<u>2130-99-000-33222</u>	SANDIA PUEBLO	127,293.39	127,293.39	-	-	(127,293.39)
<u>2130-99-000-33230</u>	JEMEZ PUEBLO	49,443.85	49,443.85	-	-	(49,443.85)

Detail of Fund Receipts

For Fiscal: 2017-2018 Period Ending: 09/30/2017

		Original Total Budget	Current Total Budget	Period Activity	Fiscal Activity	Variance Favorable (Unfavorable)
<u>2130-99-000-33240</u>	JEMEZ SPRINGS	3,608.92	3,608.92	-	-	(3,608.92)
	Revenue Total:	241,681.15	241,681.15	-	53,865.00	(187,816.15)
<u>2130-99-000-39998</u>	TRANSFER IN	736,153.00	736,153.00	195,000.00	195,000.00	(541,153.00)
	Fund: 2130 - E-911 COMMUNICATIONS Total:	977,834.15	977,834.15	195,000.00	248,865.00	(728,969.15)
Fund: 2250 - INDIGENT CLAIMS						
Revenue						
<u>2250-99-000-31200</u>	GROSS RECEIPTS	1,970,000.00	1,970,000.00	161,424.72	501,399.97	(1,468,600.03)
	Revenue Total:	1,970,000.00	1,970,000.00	161,424.72	501,399.97	(1,468,600.03)
	Fund: 2250 - INDIGENT CLAIMS Total:	1,970,000.00	1,970,000.00	161,424.72	501,399.97	(1,468,600.03)
Fund: 2300 - COUNTY PROPERTY VALUATION						
Revenue						
<u>2300-99-000-31160</u>	RE-APPRAISAL ADMIN FEE	1,150,000.00	1,150,000.00	2,784.65	21,607.97	(1,128,392.03)
<u>2300-99-000-31760</u>	REFUNDS AND REIMBURSEMENTS	-	-	-	13,676.80	13,676.80
	Revenue Total:	1,150,000.00	1,150,000.00	2,784.65	35,284.77	(1,114,715.23)
	Fund: 2300 - COUNTY PROPERTY VALUATION Total:	1,150,000.00	1,150,000.00	2,784.65	35,284.77	(1,114,715.23)
Fund: 2350 - JUVENILE DETENTION						
Revenue						
<u>2350-99-000-31872</u>	TRI-COUNTY JUVENILE DETENTION	185,000.00	185,000.00	-	-	(185,000.00)
	Revenue Total:	185,000.00	185,000.00	-	-	(185,000.00)
<u>2350-99-000-39998</u>	TRANSFER IN	477,225.00	477,225.00	-	-	(477,225.00)
	Fund: 2350 - JUVENILE DETENTION Total:	662,225.00	662,225.00	-	-	(662,225.00)
Fund: 2351 - JUVENILE CONTINUUM						
Revenue						
<u>2351-00-000-35051</u>	P3 GRANT - FEDERAL	83,333.00	83,333.00	-	-	(83,333.00)
<u>2351-99-000-30010</u>	ACCTS RECV-PREV FISCAL YR	-	-	-	58,683.67	58,683.67
<u>2351-99-000-31940</u>	GRANT INCOME-State	229,922.00	229,922.00	7,813.87	7,813.87	(222,108.13)
	Revenue Total:	313,255.00	313,255.00	7,813.87	66,497.54	(246,757.46)
<u>2351-99-000-39998</u>	TRANSFER IN	61,234.00	61,234.00	-	-	(61,234.00)
	Fund: 2351 - JUVENILE CONTINUUM Total:	374,489.00	374,489.00	7,813.87	66,497.54	(307,991.46)
Fund: 2380 - RECREATION						
Revenue						
<u>2380-00-000-31810</u>	VENDING MACHINE REVENUE	-	-	48.75	48.75	48.75
<u>2380-00-000-31947</u>	CELL PHONE RECYCLING PROJ	-	-	-	252.00	252.00
<u>2380-99-000-31431</u>	TASK FORCE FUNDRAISING	-	-	747.00	747.00	747.00
	Revenue Total:	-	-	795.75	1,047.75	1,047.75
	Fund: 2380 - RECREATION Total:	-	-	795.75	1,047.75	1,047.75
Fund: 2390 - SW YOUTH SOCCER						
Revenue						
<u>2390-99-000-31890</u>	SW SOCCER COMPLEX REVENUE	80,000.00	80,000.00	-	-	(80,000.00)
	Revenue Total:	80,000.00	80,000.00	-	-	(80,000.00)
	Fund: 2390 - SW YOUTH SOCCER Total:	80,000.00	80,000.00	-	-	(80,000.00)
Fund: 3010 - SANDOVAL COUNTY PROJECT						
Revenue						
<u>3010-99-000-39999</u>	TRANSFER OUT	(10,000.00)	(10,000.00)	(10,000.00)	(10,000.00)	-
	Revenue Total:	(10,000.00)	(10,000.00)	(10,000.00)	(10,000.00)	-
	Fund: 3010 - SANDOVAL COUNTY PROJECT Total:	(10,000.00)	(10,000.00)	(10,000.00)	(10,000.00)	-
Fund: 3040 - SHERIFF'S OVERTIME						
Revenue						
<u>3040-99-000-30010</u>	PRIOR YEAR	52,283.43	52,283.43	2,300.25	35,357.14	(16,926.29)
<u>3040-99-000-31662</u>	SHERIFF'S CONTRACTED OT	10,000.00	10,000.00	-	83.33	(9,916.67)
<u>3040-99-000-31663</u>	JOINT LAW ENFORCEMENT OPS-FED	10,000.00	10,000.00	-	-	(10,000.00)
<u>3040-99-000-31666</u>	SHERIFF'S CDWI/LDWI/UAD-State &	25,000.00	25,000.00	-	-	(25,000.00)
<u>3040-99-000-31668</u>	100 DAYS - Federal	13,511.00	13,511.00	-	-	(13,511.00)

Detail of Fund Receipts

For Fiscal: 2017-2018 Period Ending: 09/30/2017

		Original Total Budget	Current Total Budget	Period Activity	Fiscal Activity	Variance Favorable (Unfavorable)
<u>3040-99-000-31672</u>	REGION I-Federal	2,500.00	2,500.00	-	-	(2,500.00)
<u>3040-99-000-34044</u>	ENDWI - federal	24,675.00	24,675.00	-	-	(24,675.00)
<u>3040-99-000-34052</u>	BLKUP CIOT - Federal	5,705.00	5,705.00	-	-	(5,705.00)
<u>3040-99-000-35072</u>	JEMEZ FOREST SERVICE/SANTA FE-F	40,000.00	40,000.00	6,414.99	6,414.99	(33,585.01)
<u>3040-99-000-35160</u>	CORPS OF ENGINEERS-Federal	17,628.00	17,628.00	6,775.73	6,775.73	(10,852.27)
<u>3040-99-000-35162</u>	US MARSHALLS JTF OVERTIME - Fedi	-	-	1,413.19	1,413.19	1,413.19
	Revenue Total:	201,302.43	201,302.43	16,904.16	50,044.38	(151,258.05)
	Fund: 3040 - SHERIFF'S OVERTIME Total:	201,302.43	201,302.43	16,904.16	50,044.38	(151,258.05)
Fund: 3080 - LAW ENFORCEMENT						
Revenue						
<u>3080-99-000-31940</u>	DFA-LAW ENFORCEMENT GRANT	61,800.00	61,800.00	-	61,800.00	-
	Revenue Total:	61,800.00	61,800.00	-	61,800.00	-
	Fund: 3080 - LAW ENFORCEMENT Total:	61,800.00	61,800.00	-	61,800.00	-
Fund: 3200 - COMCAST CABLE COMMUNICATIONS						
Revenue						
<u>3200-99-000-31520</u>	FRANCHISE FEES	12,000.00	12,000.00	-	3,954.18	(8,045.82)
	Revenue Total:	12,000.00	12,000.00	-	3,954.18	(8,045.82)
	Fund: 3200 - COMCAST CABLE COMMUNICATIONS Total:	12,000.00	12,000.00	-	3,954.18	(8,045.82)
Fund: 3210 - GIS MAPPING FEES						
Revenue						
<u>3210-00-000-31940</u>	GRANT INCOME-State	6,000.00	6,000.00	-	-	(6,000.00)
<u>3210-99-000-31582</u>	GIS MAPPING FEES	1,000.00	1,000.00	-	-	(1,000.00)
	Revenue Total:	7,000.00	7,000.00	-	-	(7,000.00)
	Fund: 3210 - GIS MAPPING FEES Total:	7,000.00	7,000.00	-	-	(7,000.00)
Fund: 3220 - FOREST RESERVE - TITLE III						
Revenue						
<u>3220-99-000-39998</u>	TRANSFER IN	1.00	1.00	1.00	1.00	-
	Revenue Total:	1.00	1.00	1.00	1.00	-
	Fund: 3220 - FOREST RESERVE - TITLE III Total:	1.00	1.00	1.00	1.00	-
Fund: 4010 - EMS/FIRE DEPARTMENT						
Revenue						
<u>4010-00-000-33194</u>	TOWN OF BERNALILLO	164,395.00	164,395.00	-	-	(164,395.00)
<u>4010-99-000-31200</u>	GROSS RECEIPTS	490,000.00	490,000.00	39,486.15	117,734.78	(372,265.22)
<u>4010-99-000-33000</u>	EMERGENCY MANAGEMENT - FEMA	38,345.00	38,345.00	-	-	(38,345.00)
<u>4010-99-000-33010</u>	AMBULANCE REVENUE FEES	660,000.00	660,000.00	46,914.56	156,053.86	(503,946.14)
<u>4010-99-000-33120</u>	FEMA VOLUNTEER COORDINATOR	92,288.00	92,288.00	-	-	(92,288.00)
<u>4010-99-000-33130</u>	WILDLAND FIRE REIMBURSEMENT	6,000.00	6,000.00	-	-	(6,000.00)
<u>4010-99-000-33200</u>	SANTA ANA	214,395.00	214,395.00	-	-	(214,395.00)
	Revenue Total:	1,665,423.00	1,665,423.00	86,400.71	273,788.64	(1,391,634.36)
<u>4010-99-000-39998</u>	TRANSFER IN	1,259,065.00	1,259,065.00	175,000.00	175,000.00	(1,084,065.00)
	Fund: 4010 - EMS/FIRE DEPARTMENT Total:	2,924,488.00	2,924,488.00	261,400.71	448,788.64	(2,475,699.36)
Fund: 4011 - SACO 1/4% FIRE						
Revenue						
<u>4011-00-000-31200</u>	GROSS RECEIPTS	55,662.00	55,662.00	-	-	(55,662.00)
<u>4011-00-000-31806</u>	CELL TOWER REVENUE	7,043.00	7,043.00	656.72	2,626.88	(4,416.12)
	Revenue Total:	62,705.00	62,705.00	656.72	2,626.88	(60,078.12)
	Fund: 4011 - SACO 1/4% FIRE Total:	62,705.00	62,705.00	656.72	2,626.88	(60,078.12)
Fund: 4012 - SOUTH FIRE DISTRICT						
Revenue						
<u>4012-00-000-33070</u>	STATE FIRE ALLOTMENT	369,750.48	369,750.48	-	107,595.00	(262,155.48)
	Revenue Total:	369,750.48	369,750.48	-	107,595.00	(262,155.48)
	Fund: 4012 - SOUTH FIRE DISTRICT Total:	369,750.48	369,750.48	-	107,595.00	(262,155.48)

Detail of Fund Receipts

For Fiscal: 2017-2018 Period Ending: 09/30/2017

		Original Total Budget	Current Total Budget	Period Activity	Fiscal Activity	Variance Favorable (Unfavorable)
Fund: 4014 - PENA BLANCA FIRE DISTRICT						
Revenue						
4014-00-000-33070	STATE FIRE ALLOTMENT	75,062.00	75,062.00	-	19,367.00	(55,695.00)
	Revenue Total:	75,062.00	75,062.00	-	19,367.00	(55,695.00)
	Fund: 4014 - PENA BLANCA FIRE DISTRICT Total:	75,062.00	75,062.00	-	19,367.00	(55,695.00)
Fund: 4015 - PONDEROSA FIRE DEPT						
Revenue						
4015-00-000-33070	STATE FIRE ALLOTMENT	234,036.00	234,036.00	-	66,179.00	(167,857.00)
	Revenue Total:	234,036.00	234,036.00	-	66,179.00	(167,857.00)
	Fund: 4015 - PONDEROSA FIRE DEPT Total:	234,036.00	234,036.00	-	66,179.00	(167,857.00)
Fund: 4016 - LA MADERA FIRE DISTRICT						
Revenue						
4016-00-000-33070	STATE FIRE ALLOTMENT	77,460.00	77,460.00	-	21,519.00	(55,941.00)
	Revenue Total:	77,460.00	77,460.00	-	21,519.00	(55,941.00)
	Fund: 4016 - LA MADERA FIRE DISTRICT Total:	77,460.00	77,460.00	-	21,519.00	(55,941.00)
Fund: 4017 - LA CUEVA FIRE DISTRICT						
Revenue						
4017-00-000-33070	STATE FIRE ALLOTMENT	191,832.00	191,832.00	-	49,498.00	(142,334.00)
	Revenue Total:	191,832.00	191,832.00	-	49,498.00	(142,334.00)
	Fund: 4017 - LA CUEVA FIRE DISTRICT Total:	191,832.00	191,832.00	-	49,498.00	(142,334.00)
Fund: 4019 - TORREON FIRE						
Revenue						
4019-00-000-33070	STATE FIRE ALLOTMENT	52,824.00	52,824.00	-	13,629.00	(39,195.00)
	Revenue Total:	52,824.00	52,824.00	-	13,629.00	(39,195.00)
	Fund: 4019 - TORREON FIRE Total:	52,824.00	52,824.00	-	13,629.00	(39,195.00)
Fund: 4020 - ZIA PUEBLO FIRE DEPT						
Revenue						
4020-00-000-33070	STATE FIRE ALLOTMENT	47,479.00	47,479.00	-	13,629.00	(33,850.00)
	Revenue Total:	47,479.00	47,479.00	-	13,629.00	(33,850.00)
	Fund: 4020 - ZIA PUEBLO FIRE DEPT Total:	47,479.00	47,479.00	-	13,629.00	(33,850.00)
Fund: 4021 - REGINA FIRE DISTRICT						
Revenue						
4021-00-000-33070	STATE FIRE ALLOTMENT	158,118.00	158,118.00	-	43,038.00	(115,080.00)
	Revenue Total:	158,118.00	158,118.00	-	43,038.00	(115,080.00)
	Fund: 4021 - REGINA FIRE DISTRICT Total:	158,118.00	158,118.00	-	43,038.00	(115,080.00)
Fund: 4035 - SANDOVAL COUNTY EMS						
Revenue						
4035-00-000-33130	LOCAL SYSTEM IMPROVEMENT	-	-	-	26,500.00	26,500.00
4035-00-000-33140	EMS FUND ACT	13,598.00	13,598.00	-	13,621.00	23.00
	Revenue Total:	13,598.00	13,598.00	-	40,121.00	26,523.00
	Fund: 4035 - SANDOVAL COUNTY EMS Total:	13,598.00	13,598.00	-	40,121.00	26,523.00
Fund: 4037 - SANTO DOMINGO EMS						
Revenue						
4037-00-000-33140	EMS FUND ACT	9,065.00	9,065.00	-	9,073.00	8.00
	Revenue Total:	9,065.00	9,065.00	-	9,073.00	8.00
	Fund: 4037 - SANTO DOMINGO EMS Total:	9,065.00	9,065.00	-	9,073.00	8.00
Fund: 4038 - JEMEZ PUEBLO EMS						
Revenue						
4038-00-000-33140	EMS FUND ACT	8,782.00	8,782.00	-	8,788.00	6.00
	Revenue Total:	8,782.00	8,782.00	-	8,788.00	6.00
	Fund: 4038 - JEMEZ PUEBLO EMS Total:	8,782.00	8,782.00	-	8,788.00	6.00

Detail of Fund Receipts

For Fiscal: 2017-2018 Period Ending: 09/30/2017

		Original Total Budget	Current Total Budget	Period Activity	Fiscal Activity	Variance Favorable (Unfavorable)
Fund: 4039 - LA CUEVA EMS						
Revenue						
<u>4039-00-000-33140</u>	EMS FUND ACT	7,214.00	7,214.00	-	7,214.00	-
	Revenue Total:	7,214.00	7,214.00	-	7,214.00	-
	Fund: 4039 - LA CUEVA EMS Total:	7,214.00	7,214.00	-	7,214.00	-
Fund: 4041 - PONDEROSA EMS						
Revenue						
<u>4041-00-000-33140</u>	EMS FUND	7,039.00	7,039.00	-	7,040.00	1.00
	Revenue Total:	7,039.00	7,039.00	-	7,040.00	1.00
	Fund: 4041 - PONDEROSA EMS Total:	7,039.00	7,039.00	-	7,040.00	1.00
Fund: 4042 - LA MADERA EMS						
Revenue						
<u>4042-00-000-33140</u>	EMS FUND ACT	5,056.00	5,056.00	-	5,056.00	-
	Revenue Total:	5,056.00	5,056.00	-	5,056.00	-
	Fund: 4042 - LA MADERA EMS Total:	5,056.00	5,056.00	-	5,056.00	-
Fund: 4043 - REGINA EMS						
Revenue						
<u>4043-00-000-33140</u>	EMS FUND ACT	5,091.00	5,091.00	-	5,091.00	-
	Revenue Total:	5,091.00	5,091.00	-	5,091.00	-
	Fund: 4043 - REGINA EMS Total:	5,091.00	5,091.00	-	5,091.00	-
Fund: 4044 - PENA BLANCA EMS						
Revenue						
<u>4044-00-000-33140</u>	EMS FUND ACT	5,033.00	5,033.00	-	5,033.00	-
	Revenue Total:	5,033.00	5,033.00	-	5,033.00	-
	Fund: 4044 - PENA BLANCA EMS Total:	5,033.00	5,033.00	-	5,033.00	-
Fund: 4045 - TORREON EMS						
Revenue						
<u>4045-00-000-33140</u>	EMS FUND ACT	7,037.00	7,037.00	-	7,037.00	-
	Revenue Total:	7,037.00	7,037.00	-	7,037.00	-
	Fund: 4045 - TORREON EMS Total:	7,037.00	7,037.00	-	7,037.00	-
Fund: 4049 - NAVAJO NATION EMS						
Revenue						
<u>4049-00-000-33140</u>	EMS FUNDS	6,415.00	6,415.00	-	6,420.00	5.00
	Revenue Total:	6,415.00	6,415.00	-	6,420.00	5.00
	Fund: 4049 - NAVAJO NATION EMS Total:	6,415.00	6,415.00	-	6,420.00	5.00
Fund: 4170 - FIRE PROTECTION FUND						
Revenue						
<u>4170-00-000-33070</u>	STATE FIRE ALLOTMENT	79,232.00	79,232.00	-	19,669.00	(59,563.00)
	Revenue Total:	79,232.00	79,232.00	-	19,669.00	(59,563.00)
	Fund: 4170 - FIRE PROTECTION FUND Total:	79,232.00	79,232.00	-	19,669.00	(59,563.00)
Fund: 4241 - WILDLAND FUNDING						
Revenue						
<u>4241-00-000-31760</u>	REFUNDS/REIMBURSEMENTS	-	-	-	6,000.00	6,000.00
	Revenue Total:	-	-	-	6,000.00	6,000.00
	Fund: 4241 - WILDLAND FUNDING Total:	-	-	-	6,000.00	6,000.00
Fund: 4450 - HOMELAND SECURITY GRANTS						
Revenue						
<u>4450-99-000-31764</u>	NMDOH-CRI GRANTS-STATE	18,500.00	18,500.00	-	18,500.00	-
<u>4450-99-000-31939</u>	2016 SHSGP GRANT - FEDERAL	220,000.00	220,000.00	-	-	(220,000.00)
	Revenue Total:	238,500.00	238,500.00	-	18,500.00	(220,000.00)
	Fund: 4450 - HOMELAND SECURITY GRANTS Total:	238,500.00	238,500.00	-	18,500.00	(220,000.00)

Detail of Fund Receipts

For Fiscal: 2017-2018 Period Ending: 09/30/2017

		Original	Current	Period	Fiscal	Variance
		Total Budget	Total Budget	Activity	Activity	Favorable (Unfavorable)
Fund: 5000 - COMMUNITY HEALTH SERVICES						
Revenue						
<u>5000-00-000-31766</u>	HEALTH EXCHANGE REIMB. - STATE	5,000.00	5,000.00	-	-	(5,000.00)
<u>5000-99-000-30010</u>	ACCTS RECV-PREV FISCAL YR	-	-	-	18,344.23	18,344.23
<u>5000-99-000-31764</u>	GRANT INCOME-DETENTION-FEDER/	15,000.00	15,000.00	-	-	(15,000.00)
<u>5000-99-000-34346</u>	NMPCA - MEP - FEDERAL	60,000.00	60,000.00	6,923.62	6,923.62	(53,076.38)
	Revenue Total:	80,000.00	80,000.00	6,923.62	25,267.85	(54,732.15)
<u>5000-99-000-39998</u>	TRANSFER IN	112,931.00	112,931.00	-	-	(112,931.00)
	Fund: 5000 - COMMUNITY HEALTH SERVICES Total:	192,931.00	192,931.00	6,923.62	25,267.85	(167,663.15)
Fund: 5010 - SUBSTANCE ABUSE PREV.						
Revenue						
<u>5010-99-000-30010</u>	ACCTS RECV-PREV FISCAL YR	-	-	-	20,110.39	20,110.39
<u>5010-99-000-35376</u>	BHSD 12 TO 17-State	100,000.00	100,000.00	2,785.18	2,785.59	(97,214.41)
	Revenue Total:	100,000.00	100,000.00	2,785.18	22,895.98	(77,104.02)
	Fund: 5010 - SUBSTANCE ABUSE PREV. Total:	100,000.00	100,000.00	2,785.18	22,895.98	(77,104.02)
Fund: 5020 - DWI GRANT						
Revenue						
<u>5020-00-000-31684</u>	TREATMENTBOOK FEES -Misc	-	-	960.00	2,217.00	2,217.00
<u>5020-99-000-30110</u>	ACCTS RECV-PREV FISCAL YR	561.76	561.76	-	170,772.02	170,210.26
<u>5020-99-000-31680</u>	DRUG TESTING FEE-Misc	1,390.00	1,390.00	120.00	320.00	(1,070.00)
<u>5020-99-000-31681</u>	SCRAM CLIENT FEES-Misc	7,809.00	7,809.00	1,264.00	2,505.00	(5,304.00)
<u>5020-99-000-31682</u>	COMPLIANCE PROBATION FEES-Misc	37,833.00	37,833.00	2,220.00	6,960.00	(30,873.00)
<u>5020-99-000-31683</u>	D.W.I. SCREENING FEES-Misc	22,611.00	22,611.00	1,980.00	6,280.00	(16,331.00)
<u>5020-99-000-31684</u>	TREATMENT BOOKS	9,699.00	9,699.00	-	-	(9,699.00)
<u>5020-99-000-31685</u>	JUVENILE ADJUDICATION GRANT-Ste	35,000.00	35,000.00	-	-	(35,000.00)
<u>5020-99-000-31760</u>	REFUNDS AND REIMBURSEMENTS	-	-	10.46	10.46	10.46
<u>5020-99-000-34046</u>	CDWI-TSB State	9,656.00	9,656.00	-	-	(9,656.00)
<u>5020-99-000-34048</u>	TSD-UAD- State	38,200.00	38,200.00	-	-	(38,200.00)
<u>5020-99-000-34052</u>	NM DFA-DWI PROGRAM GRANT-Sta	286,000.00	286,000.00	-	-	(286,000.00)
<u>5020-99-000-34054</u>	NM DFA-DWI DETOX GRANT-State	150,000.00	150,000.00	-	-	(150,000.00)
<u>5020-99-000-34060</u>	NM DFA-DWI DISTRIBUTION GRANT	505,550.00	505,550.00	100,548.60	100,548.60	(405,001.40)
	Revenue Total:	1,104,309.76	1,104,309.76	107,103.06	289,613.08	(814,696.68)
<u>5020-99-000-39998</u>	TRANSFER IN	234,254.00	234,254.00	-	-	(234,254.00)
	Fund: 5020 - DWI GRANT Total:	1,338,563.76	1,338,563.76	107,103.06	289,613.08	(1,048,950.68)
Fund: 5050 - PERMANENT SUPPORTIVE HOUSING PROGRAM						
Revenue						
<u>5050-99-000-30010</u>	ACCTS RECV-PREV FISCAL YR	27,955.00	27,955.00	-	27,955.00	-
<u>5050-99-000-31764</u>	PSH-RIO RANCHO CDBG-Federal	14,032.00	14,032.00	-	-	(14,032.00)
<u>5050-99-000-31939</u>	PSH-MFA COG GRANT-State	29,595.00	29,595.00	-	-	(29,595.00)
<u>5050-99-000-31940</u>	PSH-NMCEH-Misc	1,500.00	1,500.00	-	-	(1,500.00)
<u>5050-99-000-35012</u>	PSH-Grant B - Federal	132,606.00	132,606.00	18,031.00	18,031.00	(114,575.00)
<u>5050-99-000-35014</u>	PSH GRANT A - Federal	241,060.00	241,060.00	35,443.00	35,443.00	(205,617.00)
	Revenue Total:	446,748.00	446,748.00	53,474.00	81,429.00	(365,319.00)
<u>5050-99-000-39998</u>	TRANSFER IN	27,068.00	27,068.00	6,000.00	6,000.00	(21,068.00)
	Fund: 5050 - PERMANENT SUPPORTIVE HOUSING PROGRAM Total:	473,816.00	473,816.00	59,474.00	87,429.00	(386,387.00)
Fund: 5100 - COMMUNITY SERVICES - GRANTS						
Revenue						
<u>5100-99-000-31940</u>	GRANT - NMDOH	20,000.00	20,000.00	-	20,000.00	-
	Revenue Total:	20,000.00	20,000.00	-	20,000.00	-
	Fund: 5100 - COMMUNITY SERVICES - GRANTS Total:	20,000.00	20,000.00	-	20,000.00	-
Fund: 5250 - SENIOR SUPPORT PROGRAM						
Revenue						
<u>5250-00-000-30010</u>	ACCTS RECV-PREV FISCAL YR	-	-	-	705.18	705.18
<u>5250-99-000-31760</u>	REFUNDS AND REIMBURSEMENTS	-	-	-	551.88	551.88

Detail of Fund Receipts

For Fiscal: 2017-2018 Period Ending: 09/30/2017

		Original Total Budget	Current Total Budget	Period Activity	Fiscal Activity	Variance Favorable (Unfavorable)
Revenue Total:		-	-	-	1,257.06	1,257.06
5250-99-000-39998	TRANSFER IN	1,792,718.00	1,792,718.00	-	-	(1,792,718.00)
Fund: 5250 - SENIOR SUPPORT PROGRAM Total:		1,792,718.00	1,792,718.00	-	1,257.06	(1,791,460.94)
Fund: 5260 - SENIOR CITIZENS						
Revenue						
5260-99-000-30010	SENIOR CITIZENS PRIOR-YR REV	-	-	-	79,906.06	79,906.06
5260-99-000-30020	DAILY COLLECTIONS	-	-	-	(273.25)	(273.25)
5260-99-000-31760	REFUNDS AND REIMBURSEMENTS	-	-	10.23	10.23	10.23
5260-99-000-31941	SR CITIZENS HOME DELIVERED-PI - N	55,000.00	55,000.00	3,512.00	12,878.95	(42,121.05)
5260-99-000-31942	HOMEMAKER SERVICES-Program Inc	5,250.00	5,250.00	341.50	1,119.20	(4,130.80)
5260-99-000-31944	SR CITIZENS TRANSPORTATION-PI - F	14,000.00	14,000.00	1,648.28	3,992.98	(10,007.02)
5260-99-000-31945	SR CITIZENS CONGREGATE-PI - Misc.	116,000.00	116,000.00	7,030.83	25,977.88	(90,022.12)
5260-99-000-31946	III-E RESPITE-PI - Misc	2,250.00	2,250.00	108.50	335.75	(1,914.25)
5260-99-000-34302	SENIOR CITIZENS STATE HB-2	398,789.00	398,789.00	42,892.21	42,892.21	(355,896.79)
5260-99-000-34310	SR EMPLOYMENT - TITLE 5 - State	42,039.00	42,039.00	6,011.52	6,011.52	(36,027.48)
5260-99-000-35302	SENIOR CITIZENS FED-III-B	32,500.00	32,500.00	2,624.28	2,624.28	(29,875.72)
5260-99-000-35304	SENIORS FEDERAL IIIE	22,440.00	22,440.00	2,397.00	2,397.00	(20,043.00)
5260-99-000-35306	SENIOR CITIZENS FED-C-I	104,640.00	104,640.00	9,505.18	9,505.18	(95,134.82)
5260-99-000-35308	SENIOR CITIZENS FED-C-2	30,608.00	30,608.00	2,710.52	2,710.52	(27,897.48)
5260-99-000-35310	NSIP-FEDERAL	100,000.00	100,000.00	-	-	(100,000.00)
5260-99-000-35311	TITLE IIIB CASE MANAGEMENT - Fed	4,185.00	4,185.00	526.41	526.41	(3,658.59)
5260-99-000-35312	TITLE IIIB - HOMEMAKER-Federal	12,000.00	12,000.00	1,488.63	1,488.63	(10,511.37)
Revenue Total:		939,701.00	939,701.00	80,807.09	192,103.55	(747,597.45)
5260-99-000-39998	TRANSFER IN	201,631.00	201,631.00	-	-	(201,631.00)
Fund: 5260 - SENIOR CITIZENS Total:		1,141,332.00	1,141,332.00	80,807.09	192,103.55	(949,228.45)
Fund: 5270 - SENIOR ANCILLARY						
Revenue						
5270-00-000-30010	SENIOR CITIZENS PRIOR-YR REV	-	-	-	9,794.90	9,794.90
5270-00-000-34304	SENIOR COMPANION PROGRAM-Sta	65,075.00	65,075.00	4,109.91	6,661.99	(58,413.01)
5270-00-000-34306	SENIOR CITIZENS RSVP PROG-State	46,075.00	46,075.00	2,874.36	5,853.37	(40,221.63)
5270-00-000-34312	FOSTER GRANDPARENT PROGRAM-§	50,125.00	50,125.00	3,955.01	6,159.80	(43,965.20)
Revenue Total:		161,275.00	161,275.00	10,939.28	28,470.06	(132,804.94)
5270-99-000-39998	TRANSFER IN	60,926.00	60,926.00	-	-	(60,926.00)
Fund: 5270 - SENIOR ANCILLARY Total:		222,201.00	222,201.00	10,939.28	28,470.06	(193,730.94)
Fund: 6020 - EL ZOCALO						
Revenue						
6020-00-000-31640	RENTAL	88,459.00	88,459.00	10,370.34	22,357.34	(66,101.66)
Revenue Total:		88,459.00	88,459.00	10,370.34	22,357.34	(66,101.66)
Fund: 6020 - EL ZOCALO Total:		88,459.00	88,459.00	10,370.34	22,357.34	(66,101.66)
Fund: 6030 - COUNTY FAIRGROUNDS MANAGEMENT						
Revenue						
6030-99-000-31640	RENTAL	10,000.00	10,000.00	50.00	1,050.00	(8,950.00)
6030-99-000-31940	CDBG GRANT INCOME - FEDERAL	490,000.00	490,000.00	-	-	(490,000.00)
Revenue Total:		500,000.00	500,000.00	50.00	1,050.00	(498,950.00)
6030-99-000-39998	TRANSFER IN	63,525.00	63,525.00	-	-	(63,525.00)
Fund: 6030 - COUNTY FAIRGROUNDS MANAGEMENT Total:		563,525.00	563,525.00	50.00	1,050.00	(562,475.00)
Fund: 6110 - LODGERS TAX						
Revenue						
6110-99-000-31760	REFUNDS AND REIMBURSEMENTS	-	-	42.78	42.78	42.78
6110-99-000-32000	LODGER'S TAX	13,000.00	13,000.00	568.30	11,580.77	(1,419.23)
Revenue Total:		13,000.00	13,000.00	611.08	11,623.55	(1,376.45)
Fund: 6110 - LODGERS TAX Total:		13,000.00	13,000.00	611.08	11,623.55	(1,376.45)

Detail of Fund Receipts

For Fiscal: 2017-2018 Period Ending: 09/30/2017

		Original Total Budget	Current Total Budget	Period Activity	Fiscal Activity	Variance Favorable (Unfavorable)
Fund: 6500 - LEGISLATIVE FUNDING						
Revenue						
<u>6500-99-000-30010</u>	ACCTS RECV-PREV FISCAL YR	140,282.06	140,282.06	-	140,282.06	-
<u>6500-99-000-34100</u>	LEGISLATIVE-SR. PROGRAM	2,090,069.00	2,090,069.00	-	-	(2,090,069.00)
	Revenue Total:	2,230,351.06	2,230,351.06	-	140,282.06	(2,090,069.00)
Fund: 6500 - LEGISLATIVE FUNDING	Total:	2,230,351.06	2,230,351.06	-	140,282.06	(2,090,069.00)
Fund: 6502 - 2015 GO LIBRARY BOND						
Revenue						
<u>6502-00-000-32020</u>	INTEREST INCOME	400.00	400.00	48.43	151.77	(248.23)
	Revenue Total:	400.00	400.00	48.43	151.77	(248.23)
Fund: 6502 - 2015 GO LIBRARY BOND	Total:	400.00	400.00	48.43	151.77	(248.23)
Fund: 6503 - 2015 GO E911 COMMUNICATIONS BOND						
Revenue						
<u>6503-00-000-32020</u>	INTEREST INCOME	-	-	-	0.07	0.07
	Revenue Total:	-	-	-	0.07	0.07
<u>6503-99-000-39999</u>	TRANSFER OUT	(21.46)	(21.46)	-	(21.53)	(0.07)
Fund: 6503 - 2015 GO E911 COMMUNICATIONS BOND	Total:	(21.46)	(21.46)	-	(21.46)	-
	Report Total:	55,693,703.42	55,693,703.42	1,858,652.51	6,799,828.04	(48,893,875.38)



Sandoval County, NM

Detail of Fund Receipts Account Summary

For Fiscal: 2017-2018 Period Ending: 09/30/2017

		Original	Current	Period	Fiscal	Variance
		Total Budget	Total Budget	Activity	Activity	Favorable (Unfavorable)
Fund: 8102 - DEBT SERVICE						
Revenue						
<u>8102-00-000-32200</u>	2015 FIRE PROTECTION	429,515.84	429,515.84	39,486.15	117,734.78	(311,781.06)
<u>8102-00-000-32210</u>	2010 INFRASTRUCTURE	193,887.50	193,887.50	19,742.79	58,864.62	(135,022.88)
<u>8102-00-000-32222</u>	2016 GRT REVENUE	-	-	50,028.65	150,085.95	150,085.95
<u>8102-00-000-32224</u>	LANDFILL REVENUES	878,877.66	878,877.66	77,435.57	232,306.71	(646,570.95)
<u>8102-99-000-32020</u>	INTEREST REVENUE	-	-	17.61	173.92	173.92
	Revenue Total:	1,502,281.00	1,502,281.00	186,710.77	559,165.98	(943,115.02)
<u>8102-99-000-39998</u>	TRANSFERS IN	227.09	227.09	-	-	(227.09)
	Fund: 8102 - DEBT SERVICE Total:	1,502,508.09	1,502,508.09	186,710.77	559,165.98	(943,342.11)
Fund: 8104 - GO DEBT SERVICE						
Revenue						
<u>8104-99-000-31020</u>	DEBT-CURR-YR-PROPERTY TAX	3,311,215.53	3,311,215.53	7,653.66	58,337.94	(3,252,877.59)
<u>8104-99-000-32020</u>	INTEREST INCOME	-	-	87.05	752.49	752.49
	Revenue Total:	3,311,215.53	3,311,215.53	7,740.71	59,090.43	(3,252,125.10)
<u>8104-99-000-39998</u>	TRANSFER IN	21.46	21.46	-	21.53	0.07
	Fund: 8104 - GO DEBT SERVICE Total:	3,311,236.99	3,311,236.99	7,740.71	59,111.96	(3,252,125.03)
Fund: 8106 - PLACITAS DEBT SERVICE						
Revenue						
<u>8106-00-000-32020</u>	INTEREST INCOME	-	-	0.20	4.16	4.16
<u>8106-99-000-31020</u>	DEBT-CURR-YR-PROPERTY TAX	23,438.00	23,438.00	-	293.80	(23,144.20)
	Revenue Total:	23,438.00	23,438.00	0.20	297.96	(23,140.04)
	Fund: 8106 - PLACITAS DEBT SERVICE Total:	23,438.00	23,438.00	0.20	297.96	(23,140.04)
Fund: 8108 - INCENTIVE BOND REVENUE						
Revenue						
<u>8108-00-000-31842</u>	INTEL LEASE PAYMENT	9,150,000.00	9,150,000.00	-	-	(9,150,000.00)
<u>8108-00-000-32020</u>	INTEREST REVENUE	-	-	-	126.30	126.30
	Revenue Total:	9,150,000.00	9,150,000.00	-	126.30	(548,861.72)
<u>8108-00-000-39999</u>	TRANSFER OUT	(10,506,209.00)	(10,506,209.00)	-	(1,905,197.02)	8,601,011.98
	Fund: 8108 - INCENTIVE BOND REVENUE Total:	(1,356,209.00)	(1,356,209.00)	-	(1,905,070.72)	(548,861.72)
Fund: 8110 - INCENTIVE BOND DEBT SERVICE						
Revenue						
<u>8110-00-000-32020</u>	INTEREST REVENUE	-	-	53.84	165.07	165.07
	Revenue Total:	-	-	53.84	165.07	165.07
<u>8110-00-000-39998</u>	TRANSFER IN	8,601,138.00	8,601,138.00	-	-	(8,601,138.00)
	Fund: 8110 - INCENTIVE BOND DEBT SERVICE Total:	8,601,138.00	8,601,138.00	53.84	165.07	(8,600,972.93)
Fund: 8112 - NMFA RESERVE - LANDFILL PROJECT LOAN						
Revenue						
<u>8112-00-000-32020</u>	INTEREST INCOME	-	-	739.52	2,259.04	2,259.04
	Revenue Total:	-	-	739.52	2,259.04	2,259.04
	Fund: 8112 - NMFA RESERVE - LANDFILL PROJECT LOAN Total:	-	-	739.52	2,259.04	2,259.04
Fund: 8114 - NMFA RESERVE - LANDFILL SYSTEM LOAN						
Revenue						
<u>8114-00-000-32020</u>	INTEREST INCOME	-	-	225.45	688.70	688.70
	Revenue Total:	-	-	225.45	688.70	688.70
	Fund: 8114 - NMFA RESERVE - LANDFILL SYSTEM LOAN Total:	-	-	225.45	688.70	688.70

Detail of Fund Receipts

For Fiscal: 2017-2018 Period Ending: 09/30/2017

		Original Total Budget	Current Total Budget	Period Activity	Fiscal Activity	Variance Favorable (Unfavorable)
Fund: 8116 - PONDEROSA VFD - NMFA ACCOUNT PP-2479						
Revenue						
<u>8116-99-000-32020</u>	INTEREST INCOME	-	-	45.24	134.13	134.13
<u>8116-99-000-33070</u>	STATE FIRE ALLOTMENT	18,322.00	18,322.00	-	1,086.77	(17,235.23)
	Revenue Total:	18,322.00	18,322.00	45.24	1,220.90	(17,101.10)
Fund: 8116 - PONDEROSA VFD - NMFA ACCOUNT PP-2479 Total:						
		18,322.00	18,322.00	45.24	1,220.90	(17,101.10)
Fund: 8118 - ALGODONES VFD - NMFA ACCOUNT PP-2480						
Revenue						
<u>8118-99-000-32020</u>	INTEREST INCOME	-	-	0.51	1.15	1.15
<u>8118-99-000-33070</u>	STATE FIRE ALLOTMENT	9,200.00	9,200.00	-	545.66	(8,654.34)
	Revenue Total:	9,200.00	9,200.00	0.51	546.81	(8,653.19)
Fund: 8118 - ALGODONES VFD - NMFA ACCOUNT PP-2480 Total:						
		9,200.00	9,200.00	0.51	546.81	(8,653.19)
Fund: 8120 - PLACITAS VFD - NMFA ACCOUNT PP-2481						
Revenue						
<u>8120-99-000-32020</u>	INTEREST INCOME	-	-	58.92	174.72	174.72
<u>8120-99-000-33070</u>	STATE FIRE ALLOTMENT	23,471.00	23,471.00	-	1,392.16	(22,078.84)
	Revenue Total:	23,471.00	23,471.00	58.92	1,566.88	(21,904.12)
Fund: 8120 - PLACITAS VFD - NMFA ACCOUNT PP-2481 Total:						
		23,471.00	23,471.00	58.92	1,566.88	(21,904.12)
Fund: 8122 - LA MADERA VFD - NMFA ACCOUNT PP-2929						
Revenue						
<u>8122-99-000-32020</u>	INTEREST INCOME	-	-	0.04	0.10	0.10
<u>8122-99-000-33070</u>	STATE FIRE ALLOTMENT	5,940.00	5,940.00	-	30.58	(5,909.42)
	Revenue Total:	5,940.00	5,940.00	0.04	30.68	(5,909.32)
Fund: 8122 - LA MADERA VFD - NMFA ACCOUNT PP-2929 Total:						
		5,940.00	5,940.00	0.04	30.68	(5,909.32)
Fund: 8124 - SOUTH FD - NMFA ACCOUNT PP-2930						
Revenue						
<u>8124-99-000-32020</u>	INTEREST INCOME	-	-	0.56	1.18	1.18
<u>8124-99-000-33070</u>	STATE FIRE ALLOTMENT	14,585.00	14,585.00	-	702.44	(13,882.56)
	Revenue Total:	14,585.00	14,585.00	0.56	703.62	(13,881.38)
Fund: 8124 - SOUTH FD - NMFA ACCOUNT PP-2930 Total:						
		14,585.00	14,585.00	0.56	703.62	(13,881.38)
Fund: 8126 - PONDEROSA VFD - NMFA ACCOUT PP-2931						
Revenue						
<u>8126-99-000-32020</u>	INTEREST INCOME	-	-	0.50	1.06	1.06
<u>8126-99-000-33070</u>	STATE FIRE ALLOTMENT	13,137.00	13,137.00	-	632.75	(12,504.25)
	Revenue Total:	13,137.00	13,137.00	0.50	633.81	(12,503.19)
Fund: 8126 - PONDEROSA VFD - NMFA ACCOUT PP-2931 Total:						
		13,137.00	13,137.00	0.50	633.81	(12,503.19)
Fund: 8128 - REGINA VFD - NMFA ACCOUNT PP-2932						
Revenue						
<u>8128-99-000-32020</u>	INTEREST INCOME	-	-	0.33	0.70	0.70
<u>8128-99-000-33070</u>	STATE FIRE ALLOTMENT	8,684.00	8,684.00	-	418.25	(8,265.75)
	Revenue Total:	8,684.00	8,684.00	0.33	418.95	(8,265.05)
Fund: 8128 - REGINA VFD - NMFA ACCOUNT PP-2932 Total:						
		8,684.00	8,684.00	0.33	418.95	(8,265.05)
Fund: 8130 - ZIA PUEBLO VFD - NMFA ACCOUNT PP2933						
Revenue						
<u>8130-99-000-32020</u>	INTEREST INCOME	-	-	0.20	0.42	0.42
<u>8130-99-000-33070</u>	STATE FIRE ALLOTMENT	5,344.00	5,344.00	-	257.38	(5,086.62)
	Revenue Total:	5,344.00	5,344.00	0.20	257.80	(5,086.20)
Fund: 8130 - ZIA PUEBLO VFD - NMFA ACCOUNT PP2933 Total:						
		5,344.00	5,344.00	0.20	257.80	(5,086.20)
Fund: 8132 - 2016 PILT REFUNDING RESERVE						
Revenue						
<u>8132-99-000-32020</u>	INTEREST INCOME	-	-	635.78	1,942.13	1,942.13

Detail of Fund Receipts

For Fiscal: 2017-2018 Period Ending: 09/30/2017

		Original Total Budget	Current Total Budget	Period Activity	Fiscal Activity	Variance Favorable (Unfavorable)
8132-99-000-32190	BOND RESERVE	650,693.00	650,693.00	-	-	(650,693.00)
	Revenue Total:	650,693.00	650,693.00	635.78	1,942.13	(648,750.87)
	Fund: 8132 - 2016 PILT REFUNDING RESERVE Total:	650,693.00	650,693.00	635.78	1,942.13	(648,750.87)
Fund: 8136 - REFUNDING DETENTION CTR CUBA (AMI-KIDS)						
Revenue						
8136-99-000-31640	RENTAL INCOME	-	-	26,466.96	79,400.88	79,400.88
8136-99-000-32020	INTEREST INCOME	-	-	414.82	1,205.31	1,205.31
	Revenue Total:	-	-	26,881.78	80,606.19	80,606.19
	Fund: 8136 - REFUNDING DETENTION CTR CUBA (AMI-KIDS) Total:	-	-	26,881.78	80,606.19	80,606.19
Fund: 8138 - AMI-KIDS RENTAL INCOME						
Revenue						
8138-99-000-31640	RENTAL INCOME	-	-	(0.03)	(0.09)	(0.09)
	Revenue Total:	-	-	(0.03)	(0.09)	(0.09)
	Fund: 8138 - AMI-KIDS RENTAL INCOME Total:	-	-	(0.03)	(0.09)	(0.09)
Fund: 8210 - 2005 INCENTIVE REVENUE						
Revenue						
8210-00-000-39999	TRANSFER OUT	(4.47)	(4.47)	-	(4.47)	-
	Revenue Total:	(4.47)	(4.47)	-	(4.47)	-
	Fund: 8210 - 2005 INCENTIVE REVENUE Total:	(4.47)	(4.47)	-	(4.47)	-
Fund: 8214 - 2007 PILT REVENUE BOND						
Revenue						
8214-00-000-32020	INTEREST INCOME	-	-	19.28	59.11	59.11
	Revenue Total:	-	-	19.28	59.11	59.11
	Fund: 8214 - 2007 PILT REVENUE BOND Total:	-	-	19.28	59.11	59.11
Fund: 8224 - 2010 GRT REFUND & EQUIPMENT						
Revenue						
8224-00-000-32020	INTEREST INCOME	-	-	0.04	0.12	0.12
	Revenue Total:	-	-	0.04	0.12	0.12
8224-00-000-39999	TRANSFER OUT	(227.09)	(227.09)	-	-	227.09
	Fund: 8224 - 2010 GRT REFUND & EQUIPMENT Total:	(227.09)	(227.09)	0.04	0.12	227.21
Fund: 8234 - 2013 LANDFILL PROJECT LOAN						
Revenue						
8234-00-000-32020	INTEREST INCOME	100.00	100.00	62.85	198.50	98.50
	Revenue Total:	100.00	100.00	62.85	198.50	98.50
	Fund: 8234 - 2013 LANDFILL PROJECT LOAN Total:	100.00	100.00	62.85	198.50	98.50
Fund: 8300 - SANDOVAL GENERAL FUND						
Revenue						
8300-99-000-32020	INVESTMENT INCOME (INTEREST)	-	-	(14,062.64)	12,877.95	12,877.95
	Revenue Total:	-	-	(14,062.64)	12,877.95	12,877.95
	Fund: 8300 - SANDOVAL GENERAL FUND Total:	-	-	(14,062.64)	12,877.95	12,877.95
Fund: 8306 - BOND RESERVE FUNDS INVESTMENT						
Revenue						
8306-00-000-32020	INTEREST INCOME	-	-	(698.56)	482.10	482.10
	Revenue Total:	-	-	(698.56)	482.10	482.10
	Fund: 8306 - BOND RESERVE FUNDS INVESTMENT Total:	-	-	(698.56)	482.10	482.10
Fund: 8310 - AMI-KIDS RESERVE FUND						
Revenue						
8310-00-000-32020	INTEREST INCOME	-	-	(1,112.76)	15.24	15.24
	Revenue Total:	-	-	(1,112.76)	15.24	15.24
	Fund: 8310 - AMI-KIDS RESERVE FUND Total:	-	-	(1,112.76)	15.24	15.24

Detail of Fund Receipts

For Fiscal: 2017-2018 Period Ending: 09/30/2017

		Original Total Budget	Current Total Budget	Period Activity	Fiscal Activity	Variance Favorable (Unfavorable)
Fund: 8313 - 2015 LIBRARY INVESTMENT ACCOUNT						
Revenue						
<u>8313-00-000-32020</u>	INTEREST INCOME	-	-	(4,564.14)	4,420.29	4,420.29
	Revenue Total:	-	-	(4,564.14)	4,420.29	4,420.29
	Fund: 8313 - 2015 LIBRARY INVESTMENT ACCOUNT Total:	-	-	(4,564.14)	4,420.29	4,420.29
Fund: 8314 - AMI-KIDS MAINTENANCE ACCT						
Revenue						
<u>8314-00-000-32020</u>	INTEREST INCOME	-	-	(452.46)	539.29	539.29
	Revenue Total:	-	-	(452.46)	539.29	539.29
	Fund: 8314 - AMI-KIDS MAINTENANCE ACCT Total:	-	-	(452.46)	539.29	539.29
Fund: 8316 - INDIGENT INVESTMENT ACCOUNT						
Revenue						
<u>8316-00-000-32020</u>	INTEREST INCOME	-	-	(6,577.75)	7,040.74	7,040.74
	Revenue Total:	-	-	(6,577.75)	7,040.74	7,040.74
	Fund: 8316 - INDIGENT INVESTMENT ACCOUNT Total:	-	-	(6,577.75)	7,040.74	7,040.74
Fund: 8318 - NMB-T CASH MANAGEMENT ACCOUNT						
Revenue						
<u>8318-00-000-32020</u>	INTEREST INCOME	-	-	(23,390.96)	7,551.75	7,551.75
	Revenue Total:	-	-	(23,390.96)	7,551.75	7,551.75
	Fund: 8318 - NMB-T CASH MANAGEMENT ACCOUNT Total:	-	-	(23,390.96)	7,551.75	7,551.75
Fund: 8320 - ECONOMIC DEVELOPMENT INCENITVE ACCOUNT						
Revenue						
<u>8320-00-000-32020</u>	INTEREST INCOME	-	-	(1,208.88)	3,730.16	3,730.16
	Revenue Total:	-	-	(1,208.88)	3,730.16	3,730.16
<u>8320-99-000-39998</u>	TRANSFER IN	-	-	-	1,905,201.49	1,905,201.49
<u>8320-99-000-39999</u>	TRANSFER OUT	(1,064,582.00)	(1,064,582.00)	-	-	1,064,582.00
	und: 8320 - ECONOMIC DEVELOPMENT INCENITVE ACCOUNT Total:	(1,064,582.00)	(1,064,582.00)	(1,208.88)	1,908,931.65	2,973,513.65
	Report Total:	11,766,774.52	11,766,774.52	171,108.34	746,657.94	(11,020,116.58)



Sandoval County, NM

Detail of Fund Receipts

Account Summary

For Fiscal: 2017-2018 Period Ending: 09/30/2017

		Original Total Budget	Current Total Budget	Period Activity	Fiscal Activity	Variance Favorable (Unfavorable)
Fund: 8390 - INMATE CUSTODIAL ACCOUNT						
Revenue						
<u>8390-99-000-31876</u>	INMATE CUSTODIAL DEPOSITS	-	-	53,704.97	175,772.12	175,772.12
	Revenue Total:	-	-	53,704.97	175,772.12	175,772.12
Fund: 8390 - INMATE CUSTODIAL ACCOUNT Total:		-	-	53,704.97	175,772.12	175,772.12
Fund: 8999 - ARCHIVE - EMPLOYEE INSURANCE						
Revenue						
<u>8999-99-000-30150</u>	INSURANCE PREMIUM	-	-	303,373.50	915,356.66	915,356.66
<u>8999-99-000-31760</u>	REFUNDS AND REIMBURSEMENTS	-	-	493.86	1,966.34	1,966.34
	Revenue Total:	-	-	303,867.36	917,323.00	917,323.00
Fund: 8999 - ARCHIVE - EMPLOYEE INSURANCE Total:		-	-	303,867.36	917,323.00	917,323.00
Fund: 9950 - FLEX PAYMENT ACCOUNT (NON COUNTY ACCT)						
Revenue						
<u>9950-00-000-35500</u>	EMPLOYEE CONTRIBUTIONS	-	-	7,593.26	22,960.21	22,960.21
	Revenue Total:	-	-	7,593.26	22,960.21	22,960.21
Fund: 9950 - FLEX PAYMENT ACCOUNT (NON COUNTY ACCT) Total:		-	-	7,593.26	22,960.21	22,960.21
Report Total:		-	-	365,165.59	1,116,055.33	1,116,055.33

**FINANCIAL REPORT OF THE COUNTY TREASURER
TAX SCHEDULE MAINTENANCE REPORT
AS OF SEPTEMBER 29, 2017**

105th FY
SANDOVAL COUNTY

TAX YEAR	TOTAL TAXES CHARGED TO TREASURER	TOTAL NET ADJUSTMENTS TO DATE	NET TAXES CHARGED TO TREASURER	TAXES COLLECTED THIS MONTH	TAXES COLLECTED TO DATE	TAXES UNCOLLECTED TO DATE	PERCENTAGE COLLECTED
2007	\$77,276,665.38	(\$1,802,173.01) *	75,474,492.37	\$579.72	\$75,366,966.85	\$107,525.52	99.86%
2008	\$88,851,913.70	(\$855,389.75) *	87,996,523.95	\$462.54	\$87,796,479.77	\$200,044.18	99.77%
2009	\$113,377,538.50	(\$2,697,786.02) **	110,679,752.48	\$1,299.27	\$110,214,906.27	\$464,846.21	99.58%
2010	\$115,121,965.22	(\$1,377,678.07) **	113,744,287.15	\$1,436.36	\$113,387,008.57	\$357,278.58	99.69%
2011	\$111,937,985.80	\$61,599.50	111,999,585.30	\$2,464.41	\$111,621,922.74	\$377,662.56	99.66%
2012	\$114,443,115.48	(\$82,595.00)	114,360,520.48	\$4,428.29	\$113,901,185.71	\$459,334.77	99.60%
2013	\$115,726,180.71	(\$98,154.86)	115,628,025.85	\$5,348.24	\$115,080,787.89	\$547,237.96	99.53%
2014	\$115,146,019.09	\$775,010.64	115,921,029.73	\$6,026.28	\$115,193,851.47	\$727,178.26	99.37%
2015	\$118,878,983.27	\$160,161.50	119,039,144.77	\$38,959.85	\$117,491,281.25	\$1,547,863.52	98.70%
Sub Total	\$970,760,367.15	-\$5,917,005.07	\$964,843,362.08	\$61,004.96	\$960,054,390.52	\$4,788,971.56	99.50%
2016	\$124,297,473.78	(\$361.46)	124,297,112.32	\$193,759.66	\$121,291,678.68	\$3,005,433.64	97.58%
TOTALS	1,095,057,840.93	(5,917,366.53)	1,089,140,474.40	254,764.62	1,081,346,069.20	7,794,405.20	99.28%

* Total includes abatements and paid taxes on closed accounts before the 2009 conversion.

**Adjustments for 2009 and 2010 include an unusually large number of property tax protests submitted for those tax years.

**FINANCIAL REPORT OF THE COUNTY TREASURER
TAX SCHEDULE MAINTENANCE REPORT
AS OF SEPTEMBER 30, 2017**

105th FY
SANDOVAL COUNTY

TAX YEAR	TOTAL TAXES CHARGED TO TREASURER	TOTAL NET ADJUSTMENTS TO DATE	NET TAXES CHARGED TO TREASURER	TAXES COLLECTED THIS MONTH	TAXES COLLECTED TO DATE	TAXES UNCOLLECTED TO DATE	PERCENTAGE COLLECTED
2008	\$88,851,913.70	(\$855,389.75) *	87,996,523.95	\$462.54	\$87,796,479.77	\$200,044.18	99.77%
2009	\$113,377,538.50	(\$2,697,786.02) **	110,679,752.48	\$1,299.27	\$110,214,906.27	\$464,846.21	99.58%
2010	\$115,121,965.22	(\$1,377,678.07) **	113,744,287.15	\$1,436.36	\$113,387,008.57	\$357,278.58	99.69%
2011	\$111,937,985.80	\$61,599.50	111,999,585.30	\$2,464.41	\$111,621,922.74	\$377,662.56	99.66%
2012	\$114,443,115.48	(\$82,595.00)	114,360,520.48	\$4,428.29	\$113,901,185.71	\$459,334.77	99.60%
2013	\$115,726,180.71	(\$98,154.86)	115,628,025.85	\$5,348.24	\$115,080,787.89	\$547,237.96	99.53%
2014	\$115,146,019.09	\$775,010.64	115,921,029.73	\$6,026.28	\$115,193,851.47	\$727,178.26	99.37%
2015	\$118,878,983.27	\$160,161.50	119,039,144.77	\$38,959.85	\$117,491,281.25	\$1,547,863.52	98.70%
2016	\$124,297,473.78	(\$361.46)	124,297,112.32	\$193,759.66	\$121,291,678.68	\$3,005,433.64	97.58%
Sub Total	\$1,017,781,175.55	-\$4,115,193.52	\$1,013,665,982.03	\$254,184.90	\$1,005,979,102.35	\$7,686,879.68	99.24%
2017	\$114,824,481.20	\$0.00	114,824,481.20	\$365,648.09	\$365,648.09	\$114,458,833.11	0.32%
TOTALS	1,132,605,656.75	(\$5,848,719.13)	1,128,490,463.23	619,832.99	1,006,344,750.44	122,145,712.79	89.18%

* Total includes abatements and paid taxes on closed accounts before the 2009 conversion.

**Adjustments for 2009 and 2010 include an unusually large number of property tax protests submitted for those tax years.

**FINANCIAL REPORT OF THE COUNTY TREASURER
STATEMENT OF DEBT
FOR THE MONTH OF SEPTEMBER 2017**

105th FY
SANDOVAL COUNTY

PURPOSE	DATE OF ISSUE	RATE OR AVERAGE RATE	ORIGINAL AMOUNT OF ISSUE	REDEEMED THIS MONTH	PRINCIPAL AMOUNT OUTSTANDING	TOTAL INTEREST REQUIRED	INTEREST PAID THIS MONTH	INTEREST PAID TO DATE	INTEREST OUT-STANDING
GENERAL OBLIGATION / PROPERTY TAX BASED BONDS AND LOANS									
2016 GO REFUNDING LOAN	12-16	1.40%	1,470,000	0.00	1,470,000	47,801.48	0.00	9,196.06	38,605.42
2015 GO BONDS	05-15	2.00%	5,250,000	0.00	4,190,000	1,300,586.67	0.00	370,386.67	930,200.00
2013 GO BOND	11-13	2.00%	4,775,000	0.00	3,430,000	924,151.67	0.00	496,701.67	427,450.00
2012 GO BOND	11-12	2.00%	5,835,000	0.00	1,260,000	444,855.83	0.00	419,855.83	25,200.00
2011 GO BOND	12-11	2.00%	3,250,000	0.00	900,000	284,600.69	0.00	257,500.69	27,100.00
2000 PLACITAS HOMESTEAD BOND	03-00	6.51%	295,000	0.00	45,000	214,667.71	0.00	210,312.71	4,375.00
			TOTALS	0.00	11,295,000.00	3,216,684.05	0.00	1,763,753.63	1,452,930.42
REVENUE BONDS AND LOANS									
2017 GASOLINE TAX REFUNDING LOAN	03-17	2.25%	1,195,513	106,852.60	983,000	40,725.76	5,532.74	12,257.50	28,468.26
2016 PILT REFUNDING LOAN	12-16	1.44%	6,080,000	0.00	6,080,000	492,058.50	0.00	39,054.00	453,004.50
2016 GRT REVENUE	10-16	4.50%	6,845,000	0.00	6,845,000	2,267,228.10	0.00	153,552.98	2,113,675.14
2015 FIRE PROTECTION BOND	03-15	1.95%	2,025,000	0.00	1,240,000	122,150.99	12,358.67	85,158.67	36,992.32
2014 INCENTIVE PAYMENT REVENUE BOND**	07-14	2.09%	42,935,000	0.00	24,635,000	3,365,081.48	0.00	2,140,448.58	1,224,632.90
2013 NMFA LANDFILL PROJECT LOAN	11-13	2.10%	7,040,000	0.00	6,120,000	2,754,909.50	0.00	1,062,555.00	1,692,354.50
2013 NMFA LANDFILL REFUNDING LOAN	08-13	0.31%	2,146,263	0.00	461,491	52,440.76	0.00	47,225.92	5,214.84
2012 DETENTION REFUNDING LOAN - CUBA	10-12	3.84%	4,339,661	0.00	3,522,654	1,880,070.75	0.00	638,674.77	1,241,395.98
2010 INFRASTRUCTURE REFUNDING BOND	05-10	4.00%	2,850,000	0.00	1,915,000	1,246,454.59	0.00	634,723.33	611,731.26
			TOTALS	106,852.60	51,802,144.79	12,221,120.43	17,891.41	4,813,650.73	7,407,469.70

FINANCIAL REPORT OF THE COUNTY TREASURER
STATEMENT OF DEBT
FOR THE MONTH OF SEPTEMBER 2017

105th FY
SANDOVAL COUNTY

PURPOSE	DATE OF ISSUE	RATE OR AVERAGE RATE	ORIGINAL AMOUNT OF ISSUE	REDEEMED THIS MONTH	PRINCIPAL AMOUNT OUTSTANDING	TOTAL INTEREST REQUIRED	INTEREST PAID THIS MONTH	INTEREST PAID TO DATE	INTEREST OUT- STANDING		
NEW MEXICO FINANCE AUTHORITY LOANS FOR FIRE EQUIPMENT											
2013 NMFA FIRE EQUIP LOAN (ZIA VFD)	06-13	1.63%	48,363	0.00	30,018.00	4,336.22	0.00	2,290.06	2,046.16		
2013 NMFA FIRE EQUIP LOAN (REGINA VFD)	06-13	1.63%	78,590	0.00	48,780.00	7,046.52	0.00	3,721.38	3,325.14		
2013 NMFA FIRE EQUIP LOAN (PONDEROSAVFD)	06-13	1.63%	118,892	0.00	73,796.00	10,660.23	0.00	5,629.85	5,030.38		
2013 NMFA FIRE EQUIP LOAN (SOUTH VFD)	06-13	1.63%	131,990	0.00	81,925.00	11,834.45	0.00	6,249.99	5,584.46		
2013 NMFA FIRE EQUIP LOAN (LA MADERA VFD)	06-13	0.81%	28,212	0.00	5,880.00	665.53	0.00	604.37	61.16		
2010 NMFA FIRE EQUIP LOAN (SOUTH VFD)	08-10	2.80%	201,985	0.00	86,637.00	36,131.60	0.00	26,867.42	7,244.18		
2010 NMFA FIRE EQUIP LOAN (ALGODONES VFD)	08-10	2.80%	79,170	0.00	33,958.00	14,162.09	0.00	11,322.69	2,839.40		
2010 NMFA FIRE EQUIP LOAN (PONDEROSA VFD)	08-10	2.80%	157,675	0.00	67,632.00	26,205.35	0.00	22,550.21	5,655.14		
			TOTALS		844,877.00	0.00	428,626.00	113,041.99	0.00	81,255.97	31,786.02
			GRAND TOTAL		96,976,313.98	106,852.60	63,525,770.79	15,550,846.47	17,891.41	6,658,660.33	8,892,186.14

MATURED AND REFUNDED BONDS

2010 ACQUISITION AND REFUNDING BOND (1)	04-10	3.00%	2,150,000	0.00	0.00	197,550.00	0.00	197,550.00	0.00
2005 FIRE PROTECTION BOND (2)	03-05	3.00%	5,000,000	0.00	0.00	1,461,106.28	0.00	1,461,106.28	0.00
2005 INCENTIVE PAYMENT REVENUE BOND (3)	09-05	3.50%	55,000,000	0.00	0.00	31,449,404.11	0.00	24,039,935.35	0.00
1999 GRT REFUNDING & IMPROVEMENT (4)	03-99	4.55%	4,800,000	0.00	0.00	2,054,139.47	0.00	2,054,139.47	0.00
2006 GO BOND (5)	12-06	4.00%	3,250,000	0.00	0.00	1,225,964.21	0.00	1,084,021.71	0.00
2007 PILT REVENUE BOND (6)	03-07	4.50%	10,000,000	0.00	0.00	4,728,746.83	0.00	3,267,389.33	0.00
2007 GRT REVENUE (7)	06-07	4.50%	10,000,000	0.00	0.00	3,859,544.76	0.00	3,859,544.76	0.00

** Payments for the Incentive Revenue Bonds are provided by the Intel Corporation under agreement.

- (1) 2010 Acquisition Bond matured 4/1/2015
- (2) 2005 Fire Protection Bond refunded 3/15/2015 with proceeds from the 2015 Fire Protection Bond
- (3) 2005 Incentive Revenue Bonds refunded 6/1/2015 with proceeds from the 2014 Incentive Payment Revenue Bonds
- (4) 1999 GRT Refunding & Improvement Bond matured 3/15/2015
- (5) 2006 GO Bond refunded 12/15/16 with proceeds from the 2016 GO Refunding Loan
- (6) 2007 PILT Revenue Bond refunded 12/15/16 with proceeds from the 2016 PILT Refunding Loan
- (7) 2007 GRT Revenue Bond refunded 6/1/17 with proceeds from 2016 GRT Refunding Loan

**SEPTEMBER 2017
INVESTMENT ACCOUNTS SUMMARY**

NEW MEXICO BANK & TRUST WEALTH MANAGEMENT - JANUARY 1, 2017 THROUGH DECEMBER 31, 2017

ALL ACCOUNTS	TOTAL OF ALL GENERAL FUND ACCOUNTS	SANDOVAL BOND RESERVE ACCOUNT*	2012 AMI KIDS BOND	AMI KIDS MAINTENANCE FUND	2015 LIBRARY BOND	TOTAL OF ALL INVESTMENT ACCOUNTS
Beginning Value	YEAR TO DATE	YEAR TO DATE	YEAR TO DATE	YEAR TO DATE	YEAR TO DATE	YEAR TO DATE
as of January 1, 2017	\$ 15,268,334.42	\$ 351,118.85	\$ 392,401.81	\$ 90,588.00	\$ 2,291,624.63	\$ 18,394,067.71
Cash/Security Transfers	\$ 123,115.11	\$ (124,626.54)	\$ (32.33)	\$ (10.01)	\$ (142.32)	\$ (1,696.09)
Contributions	\$ 1,905,201.49	\$ -	\$ -	\$ -	\$ -	\$ 1,905,201.49
Income	\$ 146,492.69	\$ 1,449.99	\$ 2,321.46	\$ 1,192.08	\$ 21,062.64	\$ 172,518.86
Fees	\$ (21,076.93)	\$ (304.95)	\$ (443.42)	\$ (137.34)	\$ (1,814.89)	\$ (23,777.53)
Withdrawals	\$ -	\$ -	\$ -	\$ -	\$ (1,190,274.67)	\$ (1,190,274.67)
Change in account value	\$ 27,140.50	\$ 360.34	\$ 856.05	\$ 696.26	\$ 19,903.47	\$ 48,956.62
Market Value as of September 31, 2017	\$ 17,449,207.28	\$ 227,997.69	\$ 395,103.57	\$ 92,328.99	\$ 1,140,358.86	\$ 19,304,996.39

*Summary does not include the PILT Bond Reserve Account which was closed in December 2016. The account held a balance of \$808,539.26 at the time of closing and is not reflected in the year-to-date values.

**SEPTEMBER 2017
INVESTMENT ACCOUNTS SUMMARY**

NEW MEXICO BANK & TRUST WEALTH MANAGEMENT - JANUARY 1, 2017 THROUGH DECEMBER 31, 2017

ALL ACCOUNTS	SANDOVAL BOND RESERVE ACCOUNT*	2012 AMI KIDS BOND	AMI KIDS MAINTENANCE FUND	2015 LIBRARY BOND	TOTAL OF ALL RESERVE, BOND, AND AGENCY FUND ACCOUNTS
	YEAR TO DATE	YEAR TO DATE	YEAR TO DATE	YEAR TO DATE	YEAR TO DATE
Beginning Value as of January 1, 2017	\$ 351,118.85	\$ 392,401.81	\$ 90,588.00	\$ 2,291,624.63	\$ 3,125,733.29
Cash/Security Transfers	\$ (124,626.54)	\$ (32.33)	\$ (10.01)	\$ (142.32)	\$ (124,811.20)
Contributions	\$ -	\$ -	\$ -	\$ -	\$ -
Income	\$ 1,449.99	\$ 2,321.46	\$ 1,192.08	\$ 21,062.64	\$ 26,026.17
Fees	\$ (304.95)	\$ (443.42)	\$ (137.34)	\$ (1,814.89)	\$ (2,700.60)
Withdrawals	\$ -	\$ -	\$ -	\$ (1,190,274.67)	\$ (1,190,274.67)
Change in account value	\$ 360.34	\$ 856.05	\$ 696.26	\$ 19,903.47	\$ 21,816.12
Market Value as of September 31, 2017	\$ 227,997.69	\$ 395,103.57	\$ 92,328.99	\$ 1,140,358.86	\$ 1,855,789.11

**Cash Management account combined with NMB-T Cash Management ALM account September 2015.

NEW MEXICO BANK & TRUST WEALTH MANAGEMENT - JANUARY 1, 2017 THROUGH DECEMBER 31, 2017

ALL ACCOUNTS	SANDOVAL GENERAL FUND ACCOUNT	SANDOVAL CASH MANAGEMENT **ACCOUNT*	ECONOMIC DEVELOPMENT INCENTIVE FUND	SANDOVAL COUNTY INDIGENT FUND	TOTAL OF ALL GENERAL FUND ACCOUNTS	TOTAL OF ALL INVESTMENT ACCOUNTS
	YEAR TO DATE	YEAR TO DATE	YEAR TO DATE	YEAR TO DATE	YEAR TO DATE	YEAR TO DATE
Beginning Value as of January 1, 2017	\$ 4,499,096.70	\$ 6,698,794.42	\$ 1,057,509.64	\$ 3,012,933.66	\$ 15,268,334.42	\$ 18,394,067.71
Cash/Security Transfers	\$ (371.02)	\$ 123,928.60	\$ (110.94)	\$ (331.53)	\$ 123,115.11	\$ (1,696.09)
Contributions	\$ -	\$ -	\$ 1,905,201.49	\$ -	\$ 1,905,201.49	\$ 1,905,201.49
Income	\$ 42,777.87	\$ 65,156.99	\$ 6,384.04	\$ 32,173.79	\$ 146,492.69	\$ 172,518.86
Fees	\$ (5,090.32)	\$ (9,686.76)	\$ (1,750.97)	\$ (4,548.88)	\$ (21,076.93)	\$ (23,777.53)
Withdrawals	\$ -	\$ -	\$ -	\$ -	\$ -	\$ (1,190,274.67)
Change in account value	\$ 5,935.75	\$ 9,450.50	\$ 6,280.12	\$ 5,474.13	\$ 27,140.50	\$ 48,956.62
Market Value as of September 31, 2017	\$ 4,542,348.98	\$ 6,887,643.75	\$ 2,973,513.38	\$ 3,045,701.17	\$ 17,449,207.28	\$ 19,304,996.39

*** PILT Revenue Bond Reserve Fund closed December 15, 2016 with the transfer of \$739,226.26 toward the refunding of the 2007 PILT Revenue Bond. Remaining balance deposited to Cash Management Account.

Overview of your account - County of Sandoval - Bond Reserve

Activity summary

	This period (\$)	Year to date (\$)
Beginning market value	228,696.25	351,118.85
Cash and security transfers	-2.14	-124,626.54
Contributions	0.00	0.00
Income & Capital Gain Distributions	3.16	1,449.99
Fees	-28.58	-304.95
Withdrawals	0.00	0.00
Change in account value	-671.00	360.34
Market value on Sep 30, 2017	\$227,997.69	\$227,997.69

Income earned

	This period (\$)	Year to date (\$)
Taxable income	3.16	1,449.99
Tax-exempt income	0.00	0.00
Tax-deferred income	0.00	0.00
Total income earned	\$3.16	\$1,449.99
Total short term realized capital gain/loss	\$0.00	-\$600.00
Total long term realized capital gain/loss	\$0.00	\$0.00
Total realized capital gain/loss	\$0.00	-\$600.00

This summary is for your reference. It is not intended for tax-reporting purposes. Taxable income is taxable at the federal level and may be taxable at the state level.

Asset Allocation on September 30, 2017

	Market value (\$)	Percent
■ Fixed Income	224,253.75	98%
■ Cash and Cash Equivalents	3,743.94	2%
Total of your account	\$227,997.69	100%

Pending Transactions could include any of the following items: overdrawn portfolios within the account, cash transfers posted after the last sweep run at month end, purchases placed after the last sweep run at month end, non marketable securities that are classified as liabilities or assets in the account with negative market value.



Overview of your account - County of Sandoval - 2012 AMI Kids Bond

Activity summary

	This period (\$)	Year to date (\$)
Beginning market value	396,216.33	392,401.81
Cash and security transfers	-3.71	-32.33
Contributions	0.00	0.00
Income & Capital Gain Distributions	3.87	2,321.46
Fees	-49.51	-443.42
Withdrawals	0.00	0.00
Change in account value	-1,063.41	856.05
Market value on Sep 30, 2017	\$395,103.57	\$395,103.57

Income earned


	This period (\$)	Year to date (\$)
Taxable income	3.87	2,321.46
Tax-exempt income	0.00	0.00
Tax-deferred income	0.00	0.00
Total income earned	\$3.87	\$2,321.46
Total short term realized capital gain/loss	\$0.00	\$0.00
Total long term realized capital gain/loss	\$0.00	\$0.00
Total realized capital gain/loss	\$0.00	\$0.00

This summary is for your reference. It is not intended for tax-reporting purposes. Taxable income is taxable at the federal level and may be taxable at the state level.

Asset Allocation on September 30, 2017

	Market value (\$)	Percent
■ Fixed Income	388,832.90	98%
■ Cash and Cash Equivalents	6,270.67	2%
Total of your account	\$395,103.57	100%

Pending Transactions could include any of the following items: overdrawn portfolios within the account, cash transfers posted after the last sweep run at month end, purchases placed after the last sweep run at month end, non marketable securities that are classified as liabilities or assets in the account with negative market value.



Overview of your account -

County of Sandoval-2012 AMI Kids Maint R

Activity summary

	This period (\$)	Year to date (\$)
Beginning market value	92,781.45	90,588.00
Cash and security transfers	-1.16	-10.01
Contributions	0.00	0.00
Income & Capital Gain Distributions	2.70	1,192.08
Fees	-15.46	-137.34
Withdrawals	0.00	0.00
Change in account value	-438.54	696.26
Market value on Sep 30, 2017	\$92,328.99	\$92,328.99

Income earned


	This period (\$)	Year to date (\$)
Taxable income	0.00	0.00
Tax-exempt income	2.70	1,192.08
Tax-deferred income	0.00	0.00
Total income earned	\$2.70	\$1,192.08
Total short term realized capital gain/loss	\$0.00	\$0.00
Total long term realized capital gain/loss	\$0.00	\$0.00
Total realized capital gain/loss	\$0.00	\$0.00

This summary is for your reference. It is not intended for tax-reporting purposes. Taxable income is taxable at the federal level and may be taxable at the state level.

Asset Allocation on September 30, 2017

	Market value (\$)	Percent
■ Fixed Income	88,409.90	96%
■ Cash and Cash Equivalents	3,919.09	4%
Total of your account	\$92,328.99	100%

Pending Transactions could include any of the following items: overdrawn portfolios within the account, cash transfers posted after the last sweep run at month end, purchases placed after the last sweep run at month end, non marketable securities that are classified as liabilities or assets in the account with negative market value.



Overview of your account - County of Sandoval - 2015 Library Bond Fund

Activity summary

	This period (\$)	Year to date (\$)
Beginning market value	1,144,923.00	2,291,624.63
Cash and security transfers	-11.72	-142.32
Contributions	0.00	0.00
Income & Capital Gain Distributions	6.64	21,062.64
Fees	-146.06	-1,814.89
Withdrawals	0.00	-1,190,274.67
Change in account value	-4,413.00	19,903.47
Market value on Sep 30, 2017	\$1,140,358.86	\$1,140,358.86

Income earned


	This period (\$)	Year to date (\$)
Taxable income	6.64	21,062.64
Tax-exempt income	0.00	0.00
Tax-deferred income	0.00	0.00
Total income earned	\$6.64	\$21,062.64
Total short term realized capital gain/loss	\$0.00	\$7,897.63
Total long term realized capital gain/loss	\$0.00	\$0.00
Total realized capital gain/loss	\$0.00	\$7,897.63

This summary is for your reference. It is not intended for tax-reporting purposes. Taxable income is taxable at the federal level and may be taxable at the state level.

Asset Allocation on September 30, 2017

	Market value (\$)	Percent
■ Fixed Income	1,138,992.50	100%
■ Cash and Cash Equivalents	1,366.36	0%
Total of your account	\$1,140,358.86	100%

Pending Transactions could include any of the following items: overdrawn portfolios within the account, cash transfers posted after the last sweep run at month end, purchases placed after the last sweep run at month end, non marketable securities that are classified as liabilities or assets in the account with negative market value.



Overview of your account - County of Sandoval - General Fund

Activity summary

	This period (\$)	Year to date (\$)
Beginning market value	4,556,411.62	4,499,096.70
Cash and security transfers	-42.62	-371.02
Contributions	0.00	0.00
Income & Capital Gain Distributions	3,421.64	42,777.87
Fees	-569.25	-5,090.32
Withdrawals	0.00	0.00
Change in account value	-16,872.41	5,935.75
Market value on Sep 30, 2017	\$4,542,348.98	\$4,542,348.98

Income earned

	This period (\$)	Year to date (\$)
Taxable income	3,421.64	42,777.87
Tax-exempt income	0.00	0.00
Tax-deferred income	0.00	0.00
Total income earned	\$3,421.64	\$42,777.87
Total short term realized capital gain/loss	\$0.00	\$0.00
Total long term realized capital gain/loss	-\$285.32	-\$4,582.53
Total realized capital gain/loss	-\$285.32	-\$4,582.53

This summary is for your reference. It is not intended for tax-reporting purposes. Taxable income is taxable at the federal level and may be taxable at the state level.

Asset Allocation on September 30, 2017

	Market value (\$)	Percent
■ Fixed Income	4,485,948.37	99%
■ Cash and Cash Equivalents	56,400.61	1%
Total of your account	\$4,542,348.98	100%

Pending Transactions could include any of the following items: overdrawn portfolios within the account, cash transfers posted after the last sweep run at month end, purchases placed after the last sweep run at month end, non marketable securities that are classified as liabilities or assets in the account with negative market value.



Overview of your account - County of Sandoval Cash Management ALM

Activity summary

	This period (\$)	Year to date (\$)
Beginning market value	6,911,034.71	6,698,794.42
Cash and security transfers	-81.50	123,928.60
Contributions	0.00	0.00
Income & Capital Gain Distributions	2,062.29	65,156.99
Fees	-1,087.72	-9,686.76
Withdrawals	0.00	0.00
Change in account value	-24,284.03	9,450.50
Market value on Sep 30, 2017	\$6,887,643.75	\$6,887,643.75

Income earned


	This period (\$)	Year to date (\$)
Taxable income	2,062.29	65,156.99
Tax-exempt income	0.00	0.00
Tax-deferred income	0.00	0.00
Total income earned	\$2,062.29	\$65,156.99
Total short term realized capital gain/loss	\$0.00	\$0.00
Total long term realized capital gain/loss	\$0.00	-\$53,956.48
Total realized capital gain/loss	\$0.00	-\$53,956.48

This summary is for your reference. It is not intended for tax-reporting purposes. Taxable income is taxable at the federal level and may be taxable at the state level.

Asset Allocation on September 30, 2017

	Market value (\$)	Percent
■ Fixed Income	6,856,832.80	100%
■ Cash and Cash Equivalents	30,810.95	0%
Total of your account	\$6,887,643.75	100%

Pending Transactions could include any of the following items: overdrawn portfolios within the account, cash transfers posted after the last sweep run at month end, purchases placed after the last sweep run at month end, non marketable securities that are classified as liabilities or assets in the account with negative market value.



Overview of your account - County of Sandoval - New Economic Development Incentive Account

Activity summary

	This period (\$)	Year to date (\$)
Beginning market value	2,974,722.26	1,057,509.64
Cash and security transfers	-27.86	-110.94
Contributions	0.00	1,905,201.49
Income & Capital Gain Distributions	23.06	6,384.04
Fees	-371.86	-1,750.97
Withdrawals	0.00	0.00
Change in account value	-832.22	6,280.12
Market value on Sep 30, 2017	\$2,973,513.38	\$2,973,513.38


Income earned

	This period (\$)	Year to date (\$)
Taxable income	23.06	6,384.04
Tax-exempt income	0.00	0.00
Tax-deferred income	0.00	0.00
Total income earned	\$23.06	\$6,384.04
Total short term realized capital gain/loss	\$0.00	\$0.00
Total long term realized capital gain/loss	\$0.00	\$0.00
Total realized capital gain/loss	\$0.00	\$0.00

This summary is for your reference. It is not intended for tax-reporting purposes. Taxable income is taxable at the federal level and may be taxable at the state level.

Asset Allocation on September 30, 2017

	Market value (\$)	Percent
■ Fixed Income	2,941,147.42	99%
■ Cash and Cash Equivalents	32,365.96	1%
Total of your account	\$2,973,513.38	100%



Pending Transactions could include any of the following items: overdrawn portfolios within the account, cash transfers posted after the last sweep run at month end, purchases placed after the last sweep run at month end, non marketable securities that are classified as liabilities or assets in the account with negative market value.

Overview of your account - @County of Sandoval Indigent Needs ALM

Activity summary

	This period (\$)	Year to date (\$)
Beginning market value	3,052,278.92	3,012,933.66
Cash and security transfers	-38.09	-331.53
Contributions	0.00	0.00
Income & Capital Gain Distributions	886.49	32,173.79
Fees	-508.59	-4,548.88
Withdrawals	0.00	0.00
Change in account value	-6,917.56	5,474.13
Market value on Sep 30, 2017	\$3,045,701.17	\$3,045,701.17

Income earned

	This period (\$)	Year to date (\$)
Taxable income	886.49	32,173.79
Tax-exempt income	0.00	0.00
Tax-deferred income	0.00	0.00
Total income earned	\$886.49	\$32,173.79
Total short term realized capital gain/loss	\$0.00	\$0.00
Total long term realized capital gain/loss	\$0.00	-\$28,305.89
Total realized capital gain/loss	\$0.00	-\$28,305.89

This summary is for your reference. It is not intended for tax-reporting purposes. Taxable income is taxable at the federal level and may be taxable at the state level.

Asset Allocation on September 30, 2017

	Market value (\$)	Percent
■ Fixed Income	3,037,180.35	100%
■ Cash and Cash Equivalents	8,520.82	0%
Total of your account	\$3,045,701.17	100%

Pending Transactions could include any of the following items: overdrawn portfolios within the account, cash transfers posted after the last sweep run at month end, purchases placed after the last sweep run at month end, non marketable securities that are classified as liabilities or assets in the account with negative market value.

