


# Sandoval County Treasurer's Financial Report



## For the Month of June 2017

### July 20, 2017

**\*\*The final version of the June Treasurer's Report could not be finalized or distributed until the final budget was approved during the July 27, 2017 County Commission Meeting.**

  
\_\_\_\_\_  
Treasury Controller / Treasury Accountant

  
\_\_\_\_\_  
Sandoval County Treasurer



**SANDOVAL COUNTY TREASURER'S FINANCIAL REPORT**  
**JUNE 2017**

Detail of Fund Balances	01-03
Detail of Fund Receipts	04-19
Tax Maintenance Schedule	20
Statement of Bonded Debt	21-22
Record of County Investments	23-31

FINANCIAL REPORT OF THE COUNTY TREASURER

DETAIL OF FUNDS

FOR THE MONTH OF JUNE 2017

104th FY  
SANDOVAL COUNTY

FUND	CODE	BALANCE July 1, 2016	RECEIPTS TO DATE	TRANSFERS TO DATE	DISBURSED TO DATE	TREASURER'S BALANCE
<b>SECTION A1 (BUDGETED FUNDS-LIMITED)</b>						
GENERAL FUND (401)	1010	8,767,804.13	33,705,432.71	(15,286,361.79)	(18,017,261.92)	9,169,413.13
ROAD FUND (402)	2010	4,028,769.18	1,277,808.29	3,311,938.00	(4,825,982.00)	3,990,533.47
FARM & RANGE FUND (403)	2020	30,108.02	14,458.42	-	-	44,562.44
BUILDING MAINT & CONSTRUCTION (458)	2040	3,667,872.10	-	1,200,175.00	(966,720.65)	3,901,326.45
SACO CAPITAL OUTLAY PROJECTS (462)	2041	6,176,396.98	27,186.77	550,000.00	(220,705.41)	6,532,881.34
SOLID WASTE (504)	2050	1,373,942.62	2,711,050.30	67,881.00	(1,800,807.64)	2,352,066.28
LANDFILL CLOSURE (505)	2060	930,438.20	-	-	-	930,438.20
CLERKS EQUIPMENT RECORDING FEES (415)	2070	925,795.75	194,278.00	-	(88,165.11)	1,031,908.64
DETENTION (609)	2090	371,799.70	6,468,204.13	4,766,475.45	(10,537,720.56)	1,068,758.72
E-911 COMMUNICATIONS (418)	2130	482,273.30	139,500.07	916,161.00	(1,534,764.11)	3,170.26
INDIGENT FUND (406)	2250	5,557,351.90	1,970,674.76	-	(1,231,225.47)	6,296,801.19
PROPERTY VALUATION (499)	2300	683,827.90	1,152,684.75	-	(1,203,472.95)	633,039.70
JUVENILE DETENTION (608)	2350	257,332.46	244,163.50	804,892.00	(1,082,224.00)	244,163.96
JUVENILE CONTINUUM (607)	2351	(50,105.92)	321,048.67	41,672.00	(310,777.74)	1,837.01
RECREATION FUND (404)	2380	15,897.12	836.85	-	-	16,733.97
SW YOUTH SOCCER COMPLEX (405)	2390	-	80,000.00	-	(80,000.00)	-
SACO PROJECT FUND (420)	3010	89,122.25	-	(4,850.00)	(18,958.42)	65,313.83
SACO DEPARTMENTAL GRANTS	3020	-	7,314.58	-	(7,313.82)	0.76
SHERIFF'S OVERTIME GRANTS (421)	3040	9,017.81	136,697.31	-	(144,851.05)	864.07
SHERIFF'S CARE FUND (416)	3050	435.93	-	-	(426.36)	9.57
LAW ENFORCEMENT PROTECTION (423)	3080	19,533.94	55,800.00	-	(60,237.14)	15,096.80
COMCAST CABLE COMMUNICATIONS (425)	3200	32,753.76	15,332.75	-	(5,500.00)	42,586.51
GIS MAPPING (450)	3210	15,582.81	6,761.85	22,000.00	(3,449.88)	40,894.78
FOREST RESERVE TITLE III (467)	3220	1,250.28	-	-	-	1,250.28
EMS/FIRE DEPARTMENT (610)	4010	36,630.86	1,520,949.32	1,188,815.00	(2,504,250.24)	242,144.94
SANDOVAL COUNTY 1/4 CENT (440)	4011	35,364.89	62,705.89	-	(20,417.22)	77,653.56
PLACITAS FIRE (408)	4012	121,667.66	350,994.00	-	(368,746.59)	103,915.07
ALGODONES FIRE (409)	4013	30,749.21	-	(0.21)	(30,749.00)	-
PENA BLANCA FIRE (410)	4014	48,673.77	67,703.00	-	(65,858.36)	48,518.41
PONDEROSA FIRE (411)	4015	182,218.96	222,091.00	-	(110,323.19)	293,986.77
LA MADERA FIRE (412)	4016	33,426.79	61,763.00	-	(72,417.54)	22,772.25
LA CUEVA FIRE (413)	4017	195,094.12	183,200.00	-	(164,841.17)	213,452.95
TORREON FIRE (417)	4019	29,330.40	50,448.00	-	(65,291.70)	14,486.70
ZIA PUEBLO FIRE (426)	4020	33,458.43	45,104.00	-	(27,582.22)	51,000.21
REGINA FIRE (407)	4021	54,102.72	150,616.00	-	(94,577.82)	110,140.90
SACO EMS (414)	4035	421.52	17,770.00	-	(18,143.45)	48.07
SANTO DOMINGO EMS (427)	4037	311.10	10,381.00	-	(10,562.73)	129.37
JEMEZ PUEBLO EMS (428)	4038	0.00	9,705.00	-	(9,458.43)	246.57
LA CUEVA EMS (430)	4039	92.82	7,420.00	-	(7,512.00)	0.82
PONDEROSA EMS (432)	4041	311.08	7,261.00	-	(7,564.69)	7.39
LA MADERA EMS (433)	4042	661.76	5,128.00	-	(5,559.94)	229.82
REGINA EMS (434)	4043	128.99	5,106.00	-	(5,227.58)	7.41
PENA BLANCA EMS (435)	4044	-	7,040.00	-	(6,886.75)	153.25
TORREON EMS (436)	4045	885.51	7,097.00	-	(7,975.97)	6.54
NAVAJO NATION EMS	4049	192.70	7,572.00	-	(7,608.20)	156.50
CUBA WASTEWATER /WATER TRUST BOARD	4071	-	-	-	-	-
FIRE PROTECTION FUND (452)	4170	15,472.61	71,685.00	-	(82,184.81)	4,972.80
<b>SECTION A1 SUBTOTALS</b>		<b>34,202,194.12</b>	<b>51,400,973.92</b>	<b>(2,421,202.55)</b>	<b>-45,614,283.83</b>	<b>37,567,681.66</b>

FINANCIAL REPORT OF THE COUNTY TREASURER  
 DETAIL OF FUNDS  
 FOR THE MONTH OF JUNE 2017

104th FY  
 SANDOVAL COUNTY

FUND	CODE	BALANCE July 1, 2016	RECEIPTS TO DATE	TRANSFERS TO DATE	DISBURSED TO DATE	TREASURER'S BALANCE
<b>SECTION A1 (BUDGETED FUNDS-LIMITED)</b>						
WILDLAND REIMBURSEMENT (451)	4241	144,013.75	102,849.15	-	(137,218.11)	109,444.79
HOMELAND SECURITY (613)	4450	(607,571.32)	655,684.38	-	(9,230.90)	38,882.16
NM DEPT OF HEALTH/MATERNAL (500)	5000	301,965.94	67,719.97	112,931.00	(156,039.98)	328,576.93
SUBSTANCE ABUSE PROGRAM (501)	5010	27,948.37	75,654.61	-	(95,765.80)	7,837.18
D.W.I. GRANT (502)	5020	69,849.77	997,838.53	173,905.00	(1,230,362.06)	1,229.24
SHELTER PLUS CARE PROGRAM (612)	5050	2,071.23	282,665.20	105,281.00	(358,545.66)	31,471.77
COMMUNITY SERVICE-GRANTS	5100	-	4,230.00	3,704.00	(3,466.45)	4,467.55
SENIOR SUPPORT PROGRAM (602)	5250	1,163,590.73	27.59	1,746,965.00	(1,549,625.38)	1,360,957.94
SENIOR CITIZENS (604)	5280	204,927.63	1,042,607.24	197,891.00	(1,301,851.62)	143,374.25
SENIOR ANCILLARY (605)	5270	61,414.76	179,734.20	33,764.00	(201,305.96)	73,607.00
WATER PROJECT FUND (419)	6010	216,090.57	-	-	(101,803.16)	114,287.41
LOCAL ECONOMIC DEV ACT GRANT	6011	225,000.00	-	-	(225,000.00)	-
EL ZOCALO (443)	6020	159,063.99	103,582.00	-	(82,472.40)	180,173.59
COUNTY FAIRGROUNDS MANAGEMENT (449)	6030	832.57	7,018.08	65,193.00	(24,794.07)	48,249.58
FAIRGROUNDS RAID TIRE GRANT	6031	-	-	-	-	-
TOURISM-COOP ADV (506)	6090	27,051.50	31,870.00	-	(38,417.44)	20,504.06
LODGERS TAX (503)	6110	12,772.55	15,999.31	-	(22,694.84)	6,077.02
JEMEZ MTN. TRAIL GRANT (438)	6120	1,232.26	-	-	-	1,232.26
CELL TOWER FUND (444)	6130	134,054.83	51,000.00	(44,577.00)	(40,663.42)	99,814.21
P & Z SUBDIVISION FEE (441)	6131	10,315.78	2,500.00	-	(3,861.14)	8,954.64
LEGISLATIVE FUNDING (611)	6500	(79,562.23)	507,438.21	110,000.00	(534,244.05)	3,831.93
2011 GO LIBRARY BOND	6501	(0.00)	-	-	-	-
2015 LIBRARY BOND	6502	2,745,527.50	520.60	-	(1,201,068.67)	1,544,979.43
E911 COMMUNICATIONS BOND	6503	335,114.84	672.00	-	(335,765.38)	21.46
<b>SECTION A1 SUBTOTALS</b>		<b>5,155,704.82</b>	<b>4,119,409.07</b>	<b>2,504,857.00</b>	<b>(7,654,196.49)</b>	<b>4,125,774.40</b>
<b>COUNTY FUND POOLED TOTALS</b>		<b>39,357,998.94</b>	<b>55,520,382.99</b>	<b>83,654.45</b>	<b>(53,268,480.32)</b>	<b>41,693,456.06</b>

FINANCIAL REPORT OF THE COUNTY TREASURER

DETAIL OF FUNDS

FOR THE MONTH OF JUNE 2017

104th FY  
SANDOVAL COUNTY

FUND	CODE	BALANCE July 1, 2016	RECEIPTS TO DATE	TRANSFERS TO DATE	DISBURSED TO DATE	TREASURER'S BALANCE
<b>SECTION B (BONDS AND INVESTMENTS)</b>						
BOND RESERVE RESTRICTED FUNDS (560)	8100	1,384.54	1.71	(1,366.25)	-	(0.00)
DEBT SERVICE (561)	8102	1,122,030.09	11,583,837.21	(121,893.75)	(11,537,466.85)	1,046,508.70
GO BOND DEBT SERVICE (562)	8104	2,959,997.69	3,383,735.75	-	(3,131,899.58)	3,211,833.86
2000 PLACITAS HMSTD. DEBT SERVICE (567)	8106	22,859.03	24,651.90	-	(24,687.50)	22,823.43
INCENTIVE BOND REVENUE	8108	1,266,723.74	638,346.98	-	-	1,905,070.72
INCENTIVE BOND DEBT SERVICE	8110	353,342.38	8,525,257.35	-	(8,580,972.58)	287,627.17
NMFA RESERVE - LANDFILL PROJECT LOAN	8112	710,510.88	8,879.08	-	(7,149.52)	712,240.54
NMFA RESERVE - LANDFILL SYSTEM LOAN	8114	216,811.29	2,708.94	-	(2,179.66)	217,138.57
NMFA ACCOUNT - PONDEROSA VFD	8116	61,013.80	18,622.90	-	(18,321.66)	61,315.04
NMFA ACCOUNT - ALGODONES VFD	8118	136.85	9,225.88	-	(9,199.80)	162.93
NMFA ACCOUNT - PLACITAS VFD	8120	79,496.61	23,861.94	-	(23,471.06)	79,887.49
NMFA ACCOUNT - LA MADERA VFD	8122	10.88	5,957.19	-	(5,940.54)	27.33
NMFA ACCOUNT - SOUTH FD	8124	24.07	14,625.82	-	(14,585.38)	64.51
NMFA ACCOUNT - PONDEROSA VFD	8126	22.22	13,173.78	-	(13,138.22)	57.78
NMFA ACCOUNT - REGINA VFD	8128	13.55	8,708.32	-	(8,684.10)	37.77
NMFA ACCOUNT - ZIA PUEBLO VFD	8130	9.20	5,358.96	-	(5,344.52)	23.64
NMFA ACCOUNT - 2016 PILT BOND REFUNDING	8132	-	6,084,117.70	862,461.26	(6,334,197.03)	612,381.93
NMFA ACCOUNT - 2016 G.O. BOND REFUNDING	8134	-	1,470,002.90	-	(1,470,002.02)	0.88
NMFA ACCOUNT - REFUNDING DETENTION CTR	8136	-	676,857.52	-	(317,603.20)	359,254.32
NMFA ACCOUNT - AMI-KIDS RENTAL INCOME	8138	-	51,403.90	1,498.08	-	52,901.98
2005 INCENTIVE REVENUE BOND (580)	8210	10,893.54	22.45	-	(10,911.52)	4.47
2007 PILT REVENUE BOND (581)	8214	108,273.50	236.87	-	(1,935.50)	106,574.87
2008 INFRASTRUCTURE BOND (583)	8218	2,347.99	-	-	(2,347.99)	(0.00)
2010 GRT REFUNDING AND EQUIP BOND (584)	8224	58,075.62	83.07	-	(57,931.60)	227.09
2010 AMI-KIDS PROJECT BOND (553)	8226	1,495.34	2.74	(1,498.08)	-	0.00
2013 LANDFILL PROJECT BOND	8234	551,336.99	2,125.79	-	(205,988.67)	347,474.11
SANDOVAL GENERAL FUND**	8300	132,652.24	6,264.11	-	-	138,916.35
SANDOVAL PILT BOND RESERVE (CLOSED)	8302	813,165.62	716.58	(813,882.20)	-	(0.00)
SANDOVAL BOND RESERVE	8306	352,029.57	89.27	(124,603.25)	-	227,515.59
SANDOVAL AMI-KIDS RESERVE	8310	393,633.11	1,455.22	-	-	395,088.33
2011 LIBRARY BOND INVESTMENT	8312	-	-	-	-	-
2015 LIBRARY INVESTMENT ACCOUNT	8313	(183.61)	13,847.98	-	-	13,664.37
SANDOVAL KID MAINTENANCE	8314	91,884.02	(94.32)	-	-	91,789.70
INDIGENT INVESTMENT ACCOUNT	8316	41,748.93	(3,088.50)	-	-	38,660.43
NMB-T CASH MANAGEMENT ACCOUNT	8318	1,175,360.69	5,447.12	199,284.19	-	1,380,092.00
SANDOVAL HOSPITAL EARNINGS	8320	1,060,795.14	3,786.59	-	-	1,064,581.73
SANDOVAL CASH MANAGEMENT	8322	-	-	-	-	-
<b>SECTION B SUBTOTALS</b>		<b>11,587,695.41</b>	<b>32,580,228.70</b>	<b>0.00</b>	<b>(31,783,958.48)</b>	<b>12,383,965.63</b>
<b>SECTION C (MISCELLANEOUS )</b>						
INMATE CUSTODIAL ACCOUNT	8390	-	390,251.19	-	(288,571.81)	121,679.38
INMATE ACTIVITIES ACCOUNT	8392	-	74,745.09	(74,745.09)	-	-
DETENTION BOND ACCOUNT	8394	-	9,222.85	(8,222.85)	(1,000.00)	-
INMATE ACCOUNT	8396	-	7,263.71	(686.51)	(6,577.20)	-
EMPLOYEE INSURANCE (520)	8999	170,781.29	3,920,072.11	-	(3,903,828.57)	187,224.83
FLEXIBLE SPENDING	9950	28,191.80	104,432.29	-	(103,530.00)	29,094.09
<b>SECTION C SUBTOTALS</b>		<b>198,973.09</b>	<b>4,505,987.24</b>	<b>(83,654.45)</b>	<b>(4,283,307.58)</b>	<b>337,998.30</b>
<b>GRAND TOTALS</b>		<b>51,144,567.44</b>	<b>92,606,598.93</b>	<b>0.00</b>	<b>(89,335,746.38)</b>	<b>54,415,419.99</b>



Sandoval County, NM

# Detail of Fund Receipts

## Account Summary

For Fiscal: 2016-2017 Period Ending: 06/30/2017

		Original Total Budget	Current Total Budget	Period Activity	Fiscal Activity	Variance Favorable (Unfavorable)
<b>Fund: 1010 - GENERAL FUND</b>						
<b>Revenue</b>						
<u>1010-99-000-30010</u>	ACCTS RECV-PREV FISCAL YR	2,192.00	19,338.86	3,757.42	19,338.86	-
<u>1010-99-000-30140</u>	INSURANCES RECOVERIES	-	23,392.40	-	23,392.40	-
<u>1010-99-000-31000</u>	OPER-CURR-YR-PROPERTY TAX	23,124,603.00	23,276,800.91	7,121,939.60	23,276,800.91	-
<u>1010-99-000-31010</u>	OPER-DELINQ-YR-PROPERTY TAX	700,000.00	722,742.06	62,242.24	722,742.06	-
<u>1010-99-000-31100</u>	INTEREST-CURRENT YR PROPERTY T	500,000.00	487,561.09	73,557.08	487,561.09	-
<u>1010-99-000-31120</u>	PENALTY- CURRENT YR PROPERTY T	220,000.00	226,760.35	36,369.89	226,760.35	-
<u>1010-99-000-31140</u>	COUNTY COST	500.00	85.00	-	85.00	-
<u>1010-99-000-31142</u>	NON RENDERING FEE	17,000.00	18,933.85	693.71	18,933.85	-
<u>1010-99-000-31162</u>	TREASURERS COLLECTION FEE	10,000.00	20,337.08	8,538.06	20,337.08	-
<u>1010-99-000-31200</u>	GROSS RECEIPTS	900,000.00	1,371,220.78	104,180.47	1,371,220.78	-
<u>1010-99-000-31210</u>	GROSS RECEIPTS EQUALIZATION	2,400,000.00	2,974,434.00	-	2,974,434.00	-
<u>1010-99-000-31250</u>	OIL & GAS PROD & EQUIP	800,000.00	573,169.69	37,915.74	573,169.69	-
<u>1010-99-000-31270</u>	MOTOR VEHICLE GENERAL	820,000.00	1,217,554.17	114,280.05	1,217,554.17	-
<u>1010-99-000-31350</u>	LIQUOR LICENSE	100.00	800.00	200.00	800.00	-
<u>1010-99-000-31390</u>	MERCHANDISE LICENSES	9,000.00	8,930.00	910.00	8,930.00	-
<u>1010-99-000-31426</u>	NSF FEES	1,000.00	1,510.02	343.04	1,510.02	-
<u>1010-99-000-31470</u>	COUNTY CLERK'S FEES	540,000.00	592,627.32	54,125.00	592,627.32	-
<u>1010-99-000-31474</u>	PROBATE FEES	7,000.00	8,932.00	903.00	8,932.00	-
<u>1010-99-000-31520</u>	CABLE TV FRANCHISE	19,500.00	22,999.13	-	22,999.13	-
<u>1010-99-000-31560</u>	ASSESSORS FEES	1,500.00	2,873.50	208.00	2,873.50	-
<u>1010-99-000-31570</u>	SUBDIVISION FEES	29,000.00	26,843.00	1,040.00	26,843.00	-
<u>1010-99-000-31610</u>	TREASURERS OFFICE FEE	250.00	1,854.81	100.00	1,854.81	-
<u>1010-99-000-31640</u>	RENTAL	300,000.00	352,317.79	37,043.80	352,317.79	-
<u>1010-99-000-31660</u>	SHERIFF'S FEES	20,000.00	20,091.16	2,013.00	20,091.16	-
<u>1010-99-000-31760</u>	REFUNDS AND REIMBURSEMENTS	10,000.00	(23,720.93)	141.49	(23,720.93)	-
<u>1010-99-000-31800</u>	MISCELLANEOUS	1,000.00	1,157.25	50.25	1,157.25	-
<u>1010-99-000-31892</u>	ARROWHEAD RIDGE	25,000.00	25,000.00	-	25,000.00	-
<u>1010-99-000-31940</u>	GRANT INCOME	-	56,566.00	2,767.29	56,566.00	-
<u>1010-99-000-31960</u>	STATE LIBRARY GRANT	9,647.00	2,944.56	2,944.56	2,944.56	-
<u>1010-99-000-32020</u>	INTEREST INCOME	60,000.00	73,531.09	9,518.09	73,531.09	-
<u>1010-99-000-35130</u>	PAYMENT IN LIEU OF TAXES	1,380,464.00	1,547,970.00	1,547,970.00	1,547,970.00	-
<u>1010-99-000-35131</u>	EL ZOCALO SPECIAL EVENTS	35,000.00	49,875.77	5,071.87	49,875.77	-
	<b>Revenue Total:</b>	<b>31,942,756.00</b>	<b>33,705,432.71</b>	<b>9,228,823.65</b>	<b>33,705,432.71</b>	<b>-</b>
<u>1010-99-000-39998</u>	TRANSFER IN	-	35,250.21	-	35,250.21	-
<u>1010-99-000-39999</u>	TRANSFER OUT	(15,113,168.00)	(15,321,612.00)	(6,728,440.00)	(15,321,612.00)	-
	<b>Fund: 1010 - GENERAL FUND Total:</b>	<b>16,829,588.00</b>	<b>18,419,070.92</b>	<b>2,500,383.65</b>	<b>18,419,070.92</b>	<b>-</b>
<b>Fund: 2010 - PUBLIC WORKS</b>						
<b>Revenue</b>						
<u>2010-00-000-30140</u>	INSURANCE RECOVERIES	-	17,641.25	-	17,641.25	-
<u>2010-99-000-31270</u>	MOTOR VEHICLE GENERAL	433,323.00	114,005.52	-	114,005.52	-
<u>2010-99-000-31300</u>	GASOLINE TAX DISTRIBUTION	498,830.00	499,890.08	42,690.45	499,890.08	-
<u>2010-99-000-31420</u>	EXCAVATING PERMITS	-	210.00	60.00	210.00	-
<u>2010-99-000-31760</u>	REFUNDS AND REIMBURSEMENTS	-	956.86	-	956.86	-
<u>2010-99-000-31850</u>	REIMBURSEMENT BY AGREEMENT	110,000.00	100,020.52	9,253.27	100,020.52	-
<u>2010-99-000-31852</u>	RIO RANCHO FUEL ADMIN FEE	10,000.00	9,901.90	925.33	9,901.90	-
<u>2010-99-000-34102</u>	SB-CURRENT FY	169,250.00	169,250.00	-	169,250.00	-
<u>2010-99-000-34104</u>	SP-CURRENT FY	109,500.00	109,500.00	-	109,500.00	-
<u>2010-99-000-34106</u>	CAP-CURRENT FY	227,035.00	227,035.00	-	227,035.00	-
<u>2010-99-000-35000</u>	BANKHEAD -JONES	6,310.00	8,737.29	-	8,737.29	-
<u>2010-99-000-35080</u>	FOREST RESERVE	150,000.00	20,659.87	-	20,659.87	-

Detail of Fund Receipts

For Fiscal: 2016-2017 Period Ending: 06/30/2017

		Original Total Budget	Current Total Budget	Period Activity	Fiscal Activity	Variance Favorable (Unfavorable)
	Revenue Total:	1,714,248.00	1,277,808.29	52,929.05	1,277,808.29	-
2010-99-000-39998	TRANSFER IN	3,311,938.00	3,311,938.00	1,655,969.00	3,311,938.00	-
	<b>Fund: 2010 - PUBLIC WORKS</b>	<b>Total: 5,026,186.00</b>	<b>4,589,746.29</b>	<b>1,708,898.05</b>	<b>4,589,746.29</b>	<b>-</b>
<b>Fund: 2020 - FARM &amp; RANGE</b>						
	Revenue					
2020-99-000-35120	TAYLOR GRAZING-Federal	9,000.00	14,456.42	-	14,456.42	-
	Revenue Total:	9,000.00	14,456.42	-	14,456.42	-
	<b>Fund: 2020 - FARM &amp; RANGE</b>	<b>Total: 9,000.00</b>	<b>14,456.42</b>	<b>-</b>	<b>14,456.42</b>	<b>-</b>
<b>Fund: 2040 - BLDG. MAINT/CONSTRUCTION</b>						
	Revenue					
2040-99-000-39998	TRANSFER IN	1,390,000.00	1,390,000.00	695,000.00	1,390,000.00	-
2040-99-000-39999	TRANSFER OUT	-	(189,825.00)	-	(189,825.00)	-
	Revenue Total:	1,390,000.00	1,200,175.00	695,000.00	1,200,175.00	-
	<b>Fund: 2040 - BLDG. MAINT/CONSTRUCTION</b>	<b>Total: 1,390,000.00</b>	<b>1,200,175.00</b>	<b>695,000.00</b>	<b>1,200,175.00</b>	<b>-</b>
<b>Fund: 2041 - SACO CAPITAL OUTLAY PROJECTS</b>						
	Revenue					
2041-99-000-31640	RENTAL	27,190.00	27,189.77	-	27,189.77	-
	Revenue Total:	27,190.00	27,189.77	-	27,189.77	-
2041-99-000-39998	TRANSFER IN	550,000.00	550,000.00	275,000.00	550,000.00	-
	<b>Fund: 2041 - SACO CAPITAL OUTLAY PROJECTS</b>	<b>Total: 577,190.00</b>	<b>577,189.77</b>	<b>275,000.00</b>	<b>577,189.77</b>	<b>-</b>
<b>Fund: 2050 - SOLID WASTE</b>						
	Revenue					
2050-00-000-31524	TV FEES	-	19.00	-	19.00	-
2050-00-000-31526	RECYCLING CENTER REVENUES	15,500.00	18,925.62	1,824.02	18,925.62	-
2050-99-000-30010	ACCTS RECV-PREV FISCAL YR	250,000.00	310,919.95	-	310,919.95	-
2050-99-000-31200	GROSS RECEIPTS	237,000.00	230,281.66	14,836.30	230,281.66	-
2050-99-000-31220	GOVERNMENTAL GROSS RECEIPTS	-	99,335.54	8,415.92	99,335.54	-
2050-99-000-31512	LANDFILL FEES	1,500,000.00	2,050,562.92	191,747.99	2,050,562.92	-
2050-99-000-31760	REFUNDS AND REIMBURSEMENTS	-	1,005.61	-	1,005.61	-
	Revenue Total:	2,002,500.00	2,711,050.30	216,824.23	2,711,050.30	-
2050-99-000-39998	TRANSFER IN	67,881.00	67,881.00	33,940.00	67,881.00	-
	<b>Fund: 2050 - SOLID WASTE</b>	<b>Total: 2,070,381.00</b>	<b>2,778,931.30</b>	<b>250,764.23</b>	<b>2,778,931.30</b>	<b>-</b>
<b>Fund: 2070 - COUNTY CLERK EQUIPMENT RECORDI</b>						
	Revenue					
2070-99-000-31502	EQUIPMENT RECORDING	180,000.00	194,278.00	17,871.00	194,278.00	-
	Revenue Total:	180,000.00	194,278.00	17,871.00	194,278.00	-
	<b>Fund: 2070 - COUNTY CLERK EQUIPMENT RECORDI</b>	<b>Total: 180,000.00</b>	<b>194,278.00</b>	<b>17,871.00</b>	<b>194,278.00</b>	<b>-</b>
<b>Fund: 2090 - DETENTION</b>						
	Revenue					
2090-00-000-30140	INSURANCES RECOVERIES	-	4,056.00	-	4,056.00	-
2090-99-000-31430	VENDOR FEE REVENUE	73,764.00	79,764.00	-	79,764.00	-
2090-99-000-31760	REFUNDS AND REIMBURSEMENTS	-	67.07	-	67.07	-
2090-99-000-31800	MISCELLANEOUS	800.00	695.00	55.00	695.00	-
2090-99-000-31811	INMATE ACVTIVITIES ACCOUNT	-	41,190.94	5,819.04	41,190.94	-
2090-99-000-31870	CARE OF LOCAL PRISONERS	1,267,750.00	1,101,252.00	67,314.00	1,101,252.00	-
2090-99-000-31940	GRANT INCOME	275,000.00	275,000.00	108,089.31	275,000.00	-
2090-99-000-34020	CORRECTION FEES	235,000.00	241,602.11	31,879.97	241,602.11	-
2090-99-000-35020	CARE OF FEDERAL PRISONERS	3,800,000.00	4,724,577.01	431,379.50	4,724,577.01	-
	Revenue Total:	5,652,314.00	6,468,204.13	644,536.82	6,468,204.13	-
2090-99-000-39998	TRANSFER IN	4,528,246.00	4,766,475.45	1,512,384.51	4,766,475.45	-
	<b>Fund: 2090 - DETENTION</b>	<b>Total: 10,180,560.00</b>	<b>11,234,679.58</b>	<b>2,156,921.33</b>	<b>11,234,679.58</b>	<b>-</b>
<b>Fund: 2130 - E-911 COMMUNICATIONS</b>						
	Revenue					
2130-99-000-33210	SAN YSIDRO	3,170.00	3,170.00	3,170.00	3,170.00	-

Detail of Fund Receipts

For Fiscal: 2016-2017 Period Ending: 06/30/2017

		Original Total Budget	Current Total Budget	Period Activity	Fiscal Activity	Variance Favorable (Unfavorable)
<u>2130-99-000-33220</u>	CUBA	62,518.00	-	-	-	-
<u>2130-99-000-33222</u>	SANDIA PUEBLO	136,330.00	136,330.07	61,031.49	136,330.07	-
<u>2130-99-000-33230</u>	JEMEZ PUEBLO	52,953.00	-	-	-	-
<u>2130-99-000-33240</u>	JEMEZ SPRINGS	3,865.00	-	-	-	-
	<b>Revenue Total:</b>	<b>258,836.00</b>	<b>139,500.07</b>	<b>64,201.49</b>	<b>139,500.07</b>	<b>-</b>
<u>2130-99-000-39998</u>	TRANSFER IN	843,788.00	916,161.00	260,743.00	916,161.00	-
	<b>Fund: 2130 - E-911 COMMUNICATIONS Total:</b>	<b>1,102,624.00</b>	<b>1,055,661.07</b>	<b>324,944.49</b>	<b>1,055,661.07</b>	<b>-</b>
<b>Fund: 2250 - INDIGENT CLAIMS</b>						
<b>Revenue</b>						
<u>2250-99-000-31200</u>	GROSS RECEIPTS	2,000,000.00	1,970,674.76	154,209.13	1,970,674.76	-
	<b>Revenue Total:</b>	<b>2,000,000.00</b>	<b>1,970,674.76</b>	<b>154,209.13</b>	<b>1,970,674.76</b>	<b>-</b>
	<b>Fund: 2250 - INDIGENT CLAIMS Total:</b>	<b>2,000,000.00</b>	<b>1,970,674.76</b>	<b>154,209.13</b>	<b>1,970,674.76</b>	<b>-</b>
<b>Fund: 2300 - COUNTY PROPERTY VALUATION</b>						
<b>Revenue</b>						
<u>2300-99-000-31160</u>	RE-APPRAISAL ADMIN FEE	1,156,790.00	1,151,834.18	364,682.51	1,151,834.18	-
<u>2300-99-000-31760</u>	REFUNDS AND REIMBURSEMENTS	-	850.57	-	850.57	-
	<b>Revenue Total:</b>	<b>1,156,790.00</b>	<b>1,152,684.75</b>	<b>364,682.51</b>	<b>1,152,684.75</b>	<b>-</b>
	<b>Fund: 2300 - COUNTY PROPERTY VALUATION Total:</b>	<b>1,156,790.00</b>	<b>1,152,684.75</b>	<b>364,682.51</b>	<b>1,152,684.75</b>	<b>-</b>
<b>Fund: 2350 - JUVENILE DETENTION</b>						
<b>Revenue</b>						
<u>2350-99-000-30010</u>	ACCTS RECV-PREV FISCAL YR	-	86,856.00	-	86,856.00	-
<u>2350-99-000-31872</u>	TRI-COUNTY JUVENILE DETENTION	185,000.00	157,307.50	-	157,307.50	-
	<b>Revenue Total:</b>	<b>185,000.00</b>	<b>244,163.50</b>	<b>-</b>	<b>244,163.50</b>	<b>-</b>
<u>2350-99-000-39998</u>	TRANSFER IN	804,892.00	804,892.00	402,446.00	804,892.00	-
	<b>Fund: 2350 - JUVENILE DETENTION Total:</b>	<b>989,892.00</b>	<b>1,049,055.50</b>	<b>402,446.00</b>	<b>1,049,055.50</b>	<b>-</b>
<b>Fund: 2351 - JUVENILE CONTINUUM</b>						
<b>Revenue</b>						
<u>2351-99-000-30010</u>	ACCTS RECV-PREV FISCAL YR	50,106.00	79,915.42	-	79,915.42	-
<u>2351-99-000-31940</u>	GRANT INCOME-State	300,000.00	241,133.25	72,326.57	241,133.25	-
	<b>Revenue Total:</b>	<b>350,106.00</b>	<b>321,048.67</b>	<b>72,326.57</b>	<b>321,048.67</b>	<b>-</b>
<u>2351-99-000-39998</u>	TRANSFER IN	55,234.00	55,234.00	-	55,234.00	-
<u>2351-99-000-39999</u>	TRANSFER OUT	-	(13,562.00)	-	(13,562.00)	-
	<b>Fund: 2351 - JUVENILE CONTINUUM Total:</b>	<b>405,340.00</b>	<b>362,720.67</b>	<b>72,326.57</b>	<b>362,720.67</b>	<b>-</b>
<b>Fund: 2380 - RECREATION</b>						
<b>Revenue</b>						
<u>2380-00-000-31810</u>	VENDING MACHINE REVENUE	-	413.85	413.85	413.85	-
<u>2380-00-000-31947</u>	CELL PHONE RECYCLING PROJ	-	423.00	-	423.00	-
	<b>Revenue Total:</b>	<b>-</b>	<b>836.85</b>	<b>413.85</b>	<b>836.85</b>	<b>-</b>
	<b>Fund: 2380 - RECREATION Total:</b>	<b>-</b>	<b>836.85</b>	<b>413.85</b>	<b>836.85</b>	<b>-</b>
<b>Fund: 2390 - SW YOUTH SOCCER</b>						
<b>Revenue</b>						
<u>2390-99-000-31890</u>	SW SOCCER COMPLEX REVENUE	80,000.00	80,000.00	-	80,000.00	-
	<b>Revenue Total:</b>	<b>80,000.00</b>	<b>80,000.00</b>	<b>-</b>	<b>80,000.00</b>	<b>-</b>
	<b>Fund: 2390 - SW YOUTH SOCCER Total:</b>	<b>80,000.00</b>	<b>80,000.00</b>	<b>-</b>	<b>80,000.00</b>	<b>-</b>
<b>Fund: 3010 - SANDOVAL COUNTY PROJECT</b>						
<b>Revenue</b>						
<u>3010-99-000-39999</u>	TRANSFER OUT	(4,850.00)	(4,850.00)	-	(4,850.00)	-
	<b>Revenue Total:</b>	<b>(4,850.00)</b>	<b>(4,850.00)</b>	<b>-</b>	<b>(4,850.00)</b>	<b>-</b>
	<b>Fund: 3010 - SANDOVAL COUNTY PROJECT Total:</b>	<b>(4,850.00)</b>	<b>(4,850.00)</b>	<b>-</b>	<b>(4,850.00)</b>	<b>-</b>



Detail of Fund Receipts

For Fiscal: 2016-2017 Period Ending: 06/30/2017

		Original Total Budget	Current Total Budget	Period Activity	Fiscal Activity	Variance Favorable (Unfavorable)
<b>Fund: 3020 - SACO DEPARTMENTAL GRANTS</b>						
<b>Revenue</b>						
<u>3020-99-000-31960</u>	TORREON LIBRARY GRANT 1-STATE	-	7,314.58	-	7,314.58	-
	<b>Revenue Total:</b>	<b>-</b>	<b>7,314.58</b>	<b>-</b>	<b>7,314.58</b>	<b>-</b>
	<b>Fund: 3020 - SACO DEPARTMENTAL GRANTS Total:</b>	<b>-</b>	<b>7,314.58</b>	<b>-</b>	<b>7,314.58</b>	<b>-</b>
<b>Fund: 3040 - SHERIFF'S OVERTIME</b>						
<b>Revenue</b>						
<u>3040-99-000-30010</u>	PRIOR YEAR	-	30,170.31	4,963.16	30,170.31	-
<u>3040-99-000-31662</u>	SHERIFF'S CONTRACTED OT	10,000.00	29,244.95	-	29,244.95	-
<u>3040-99-000-31663</u>	JOINT LAW ENFORCEMENT OPS-FEC	10,000.00	-	-	-	-
<u>3040-99-000-31666</u>	SHERIFF'S CDWI/LDWI/UAD-State &	25,000.00	8,317.05	-	8,317.05	-
<u>3040-99-000-31668</u>	100 DAYS - Federal	16,310.00	16,190.22	-	16,190.22	-
<u>3040-99-000-31672</u>	REGION I-Federal	9,990.00	2,295.01	-	2,295.01	-
<u>3040-99-000-34044</u>	ENDWI - Federal	18,200.00	5,858.03	-	5,858.03	-
<u>3040-99-000-34052</u>	BLKUP CIOT - Federal	8,365.00	3,295.34	-	3,295.34	-
<u>3040-99-000-34056</u>	DNTXT-Federal	2,030.00	1,494.18	-	1,494.18	-
<u>3040-99-000-35072</u>	JEMEZ FOREST SERVICE/SANTA FE-F	37,635.00	23,205.20	-	23,205.20	-
<u>3040-99-000-35074</u>	SANDIA/CIBOLA NATL FOREST	-	2,858.94	-	2,858.94	-
<u>3040-99-000-35160</u>	CORPS OF ENGINEERS-Federal	14,600.00	3,768.08	-	3,768.08	-
<u>3040-99-000-35162</u>	US MARSHALLS JTF OVERTIME - Fed	-	10,000.00	-	10,000.00	-
	<b>Revenue Total:</b>	<b>152,130.00</b>	<b>136,697.31</b>	<b>4,963.16</b>	<b>136,697.31</b>	<b>-</b>
	<b>Fund: 3040 - SHERIFF'S OVERTIME Total:</b>	<b>152,130.00</b>	<b>136,697.31</b>	<b>4,963.16</b>	<b>136,697.31</b>	<b>-</b>
<b>Fund: 3080 - LAW ENFORCEMENT</b>						
<b>Revenue</b>						
<u>3080-99-000-31940</u>	DFA-LAW ENFORCEMENT GRANT	55,800.00	55,800.00	-	55,800.00	-
	<b>Revenue Total:</b>	<b>55,800.00</b>	<b>55,800.00</b>	<b>-</b>	<b>55,800.00</b>	<b>-</b>
	<b>Fund: 3080 - LAW ENFORCEMENT Total:</b>	<b>55,800.00</b>	<b>55,800.00</b>	<b>-</b>	<b>55,800.00</b>	<b>-</b>
<b>Fund: 3200 - COMCAST CABLE COMMUNICATIONS</b>						
<b>Revenue</b>						
<u>3200-99-000-31520</u>	FRANCHISE FEES	12,000.00	15,332.75	-	15,332.75	-
	<b>Revenue Total:</b>	<b>12,000.00</b>	<b>15,332.75</b>	<b>-</b>	<b>15,332.75</b>	<b>-</b>
	<b>Fund: 3200 - COMCAST CABLE COMMUNICATIONS Total:</b>	<b>12,000.00</b>	<b>15,332.75</b>	<b>-</b>	<b>15,332.75</b>	<b>-</b>
<b>Fund: 3210 - GIS MAPPING FEES</b>						
<b>Revenue</b>						
<u>3210-00-000-31940</u>	GRANT INCOME-State	6,000.00	-	-	-	-
<u>3210-99-000-31582</u>	GIS MAPPING FEES	1,000.00	6,761.85	-	6,761.85	-
	<b>Revenue Total:</b>	<b>7,000.00</b>	<b>6,761.85</b>	<b>-</b>	<b>6,761.85</b>	<b>-</b>
<u>3210-99-000-39998</u>	TRANSFER IN	-	22,000.00	-	22,000.00	-
	<b>Fund: 3210 - GIS MAPPING FEES Total:</b>	<b>7,000.00</b>	<b>28,761.85</b>	<b>-</b>	<b>28,761.85</b>	<b>-</b>
<b>Fund: 4010 - EMS/FIRE DEPARTMENT</b>						
<b>Revenue</b>						
<u>4010-00-000-33194</u>	TOWN OF BERNALILLO	100,000.00	75,000.00	-	75,000.00	-
<u>4010-99-000-30010</u>	ACCT REC - PRIOR YR	-	10,163.72	-	10,163.72	-
<u>4010-99-000-31200</u>	GROSS RECEIPTS	575,000.00	460,485.14	29,675.17	460,485.14	-
<u>4010-99-000-31760</u>	REFUNDS AND REIMBURSEMENTS	-	12,873.39	-	12,873.39	-
<u>4010-99-000-33000</u>	EMERGENCY MANAGEMENT - FEMA	38,345.00	36,581.29	-	36,581.29	-
<u>4010-99-000-33010</u>	AMBULANCE REVENUE FEES	550,000.00	674,344.82	52,411.73	674,344.82	-
<u>4010-99-000-33012</u>	HELICOPTER REVENUES	30,000.00	15,000.00	-	15,000.00	-
<u>4010-99-000-33120</u>	FEMA VOLUNTEER COORDINATOR	83,417.00	63,339.00	22,047.00	63,339.00	-
<u>4010-99-000-33130</u>	WILDLAND FIRE REIMBURSEMENT	6,000.00	23,161.96	-	23,161.96	-
<u>4010-99-000-33200</u>	SANTA ANA	150,000.00	150,000.00	-	150,000.00	-
	<b>Revenue Total:</b>	<b>1,532,762.00</b>	<b>1,520,949.32</b>	<b>104,133.90</b>	<b>1,520,949.32</b>	<b>-</b>
<u>4010-99-000-39998</u>	TRANSFER IN	1,188,815.00	1,188,815.00	594,407.00	1,188,815.00	-
	<b>Fund: 4010 - EMS/FIRE DEPARTMENT Total:</b>	<b>2,721,577.00</b>	<b>2,709,764.32</b>	<b>698,540.90</b>	<b>2,709,764.32</b>	<b>-</b>

Detail of Fund Receipts

For Fiscal: 2016-2017 Period Ending: 06/30/2017

		Original	Current	Period	Fiscal	Variance
		Total Budget	Total Budget	Activity	Activity	Favorable (Unfavorable)
<b>Fund: 4011 - SACO 1/4% FIRE</b>						
<b>Revenue</b>						
<u>4011-00-000-31200</u>	GROSS RECEIPTS	108,663.00	55,662.40	-	55,662.40	-
<u>4011-00-000-31806</u>	CELL TOWER REVENUE	6,489.00	7,043.49	-	7,043.49	-
	<b>Revenue Total:</b>	<b>115,152.00</b>	<b>62,705.89</b>	<b>-</b>	<b>62,705.89</b>	<b>-</b>
	<b>Fund: 4011 - SACO 1/4% FIRE Total:</b>	<b>115,152.00</b>	<b>62,705.89</b>	<b>-</b>	<b>62,705.89</b>	<b>-</b>
<b>Fund: 4012 - SOUTH FIRE DISTRICT</b>						
<b>Revenue</b>						
<u>4012-00-000-33070</u>	STATE FIRE ALLOTMENT	350,994.00	350,994.00	-	350,994.00	-
	<b>Revenue Total:</b>	<b>350,994.00</b>	<b>350,994.00</b>	<b>-</b>	<b>350,994.00</b>	<b>-</b>
	<b>Fund: 4012 - SOUTH FIRE DISTRICT Total:</b>	<b>350,994.00</b>	<b>350,994.00</b>	<b>-</b>	<b>350,994.00</b>	<b>-</b>
<b>Fund: 4013 - ALGODONES FIRE DISTRICT</b>						
<b>Revenue</b>						
<u>4013-00-000-39999</u>	TRANSFER OUT	-	(0.21)	-	(0.21)	-
	<b>Revenue Total:</b>	<b>-</b>	<b>(0.21)</b>	<b>-</b>	<b>(0.21)</b>	<b>-</b>
	<b>Fund: 4013 - ALGODONES FIRE DISTRICT Total:</b>	<b>-</b>	<b>(0.21)</b>	<b>-</b>	<b>(0.21)</b>	<b>-</b>
<b>Fund: 4014 - PENA BLANCA FIRE DISTRICT</b>						
<b>Revenue</b>						
<u>4014-00-000-33070</u>	STATE FIRE ALLOTMENT	67,703.00	67,703.00	-	67,703.00	-
	<b>Revenue Total:</b>	<b>67,703.00</b>	<b>67,703.00</b>	<b>-</b>	<b>67,703.00</b>	<b>-</b>
	<b>Fund: 4014 - PENA BLANCA FIRE DISTRICT Total:</b>	<b>67,703.00</b>	<b>67,703.00</b>	<b>-</b>	<b>67,703.00</b>	<b>-</b>
<b>Fund: 4015 - PONDEROSA FIRE DEPT</b>						
<b>Revenue</b>						
<u>4015-00-000-33070</u>	STATE FIRE ALLOTMENT	222,091.00	222,091.00	-	222,091.00	-
	<b>Revenue Total:</b>	<b>222,091.00</b>	<b>222,091.00</b>	<b>-</b>	<b>222,091.00</b>	<b>-</b>
	<b>Fund: 4015 - PONDEROSA FIRE DEPT Total:</b>	<b>222,091.00</b>	<b>222,091.00</b>	<b>-</b>	<b>222,091.00</b>	<b>-</b>
<b>Fund: 4016 - LA MADERA FIRE DISTRICT</b>						
<b>Revenue</b>						
<u>4016-00-000-33070</u>	STATE FIRE ALLOTMENT	61,763.00	61,763.00	-	61,763.00	-
	<b>Revenue Total:</b>	<b>61,763.00</b>	<b>61,763.00</b>	<b>-</b>	<b>61,763.00</b>	<b>-</b>
	<b>Fund: 4016 - LA MADERA FIRE DISTRICT Total:</b>	<b>61,763.00</b>	<b>61,763.00</b>	<b>-</b>	<b>61,763.00</b>	<b>-</b>
<b>Fund: 4017 - LA CUEVA FIRE DISTRICT</b>						
<b>Revenue</b>						
<u>4017-00-000-33070</u>	STATE FIRE ALLOTMENT	183,200.00	183,200.00	-	183,200.00	-
	<b>Revenue Total:</b>	<b>183,200.00</b>	<b>183,200.00</b>	<b>-</b>	<b>183,200.00</b>	<b>-</b>
	<b>Fund: 4017 - LA CUEVA FIRE DISTRICT Total:</b>	<b>183,200.00</b>	<b>183,200.00</b>	<b>-</b>	<b>183,200.00</b>	<b>-</b>
<b>Fund: 4019 - TORREON FIRE</b>						
<b>Revenue</b>						
<u>4019-00-000-33070</u>	STATE FIRE ALLOTMENT	50,448.00	50,448.00	-	50,448.00	-
	<b>Revenue Total:</b>	<b>50,448.00</b>	<b>50,448.00</b>	<b>-</b>	<b>50,448.00</b>	<b>-</b>
	<b>Fund: 4019 - TORREON FIRE Total:</b>	<b>50,448.00</b>	<b>50,448.00</b>	<b>-</b>	<b>50,448.00</b>	<b>-</b>
<b>Fund: 4020 - ZIA PUEBLO FIRE DEPT</b>						
<b>Revenue</b>						
<u>4020-00-000-33070</u>	STATE FIRE ALLOTMENT	45,104.00	45,104.00	-	45,104.00	-
	<b>Revenue Total:</b>	<b>45,104.00</b>	<b>45,104.00</b>	<b>-</b>	<b>45,104.00</b>	<b>-</b>
	<b>Fund: 4020 - ZIA PUEBLO FIRE DEPT Total:</b>	<b>45,104.00</b>	<b>45,104.00</b>	<b>-</b>	<b>45,104.00</b>	<b>-</b>
<b>Fund: 4021 - REGINA FIRE DISTRICT</b>						
<b>Revenue</b>						
<u>4021-00-000-33070</u>	STATE FIRE ALLOTMENT	150,616.00	150,616.00	-	150,616.00	-
	<b>Revenue Total:</b>	<b>150,616.00</b>	<b>150,616.00</b>	<b>-</b>	<b>150,616.00</b>	<b>-</b>
	<b>Fund: 4021 - REGINA FIRE DISTRICT Total:</b>	<b>150,616.00</b>	<b>150,616.00</b>	<b>-</b>	<b>150,616.00</b>	<b>-</b>

Detail of Fund Receipts

For Fiscal: 2016-2017 Period Ending: 06/30/2017

		Original	Current	Period	Fiscal	Variance
		Total Budget	Total Budget	Activity	Activity	Favorable (Unfavorable)
<b>Fund: 4035 - SANDOVAL COUNTY EMS</b>						
<b>Revenue</b>						
<u>4035-00-000-33140</u>	EMS FUND ACT	17,639.00	17,770.00	-	17,770.00	-
	<b>Revenue Total:</b>	<b>17,639.00</b>	<b>17,770.00</b>	<b>-</b>	<b>17,770.00</b>	<b>-</b>
	<b>Fund: 4035 - SANDOVAL COUNTY EMS Total:</b>	<b>17,639.00</b>	<b>17,770.00</b>	<b>-</b>	<b>17,770.00</b>	<b>-</b>
<b>Fund: 4037 - SANTO DOMINGO EMS</b>						
<b>Revenue</b>						
<u>4037-00-000-33140</u>	EMS FUND ACT	10,340.00	10,381.00	-	10,381.00	-
	<b>Revenue Total:</b>	<b>10,340.00</b>	<b>10,381.00</b>	<b>-</b>	<b>10,381.00</b>	<b>-</b>
	<b>Fund: 4037 - SANTO DOMINGO EMS Total:</b>	<b>10,340.00</b>	<b>10,381.00</b>	<b>-</b>	<b>10,381.00</b>	<b>-</b>
<b>Fund: 4038 - JEMEZ PUEBLO EMS</b>						
<b>Revenue</b>						
<u>4038-00-000-33140</u>	EMS FUND ACT	9,672.00	9,705.00	-	9,705.00	-
	<b>Revenue Total:</b>	<b>9,672.00</b>	<b>9,705.00</b>	<b>-</b>	<b>9,705.00</b>	<b>-</b>
	<b>Fund: 4038 - JEMEZ PUEBLO EMS Total:</b>	<b>9,672.00</b>	<b>9,705.00</b>	<b>-</b>	<b>9,705.00</b>	<b>-</b>
<b>Fund: 4039 - LA CUEVA EMS</b>						
<b>Revenue</b>						
<u>4039-00-000-33140</u>	EMS FUND ACT	7,414.00	7,420.00	-	7,420.00	-
	<b>Revenue Total:</b>	<b>7,414.00</b>	<b>7,420.00</b>	<b>-</b>	<b>7,420.00</b>	<b>-</b>
	<b>Fund: 4039 - LA CUEVA EMS Total:</b>	<b>7,414.00</b>	<b>7,420.00</b>	<b>-</b>	<b>7,420.00</b>	<b>-</b>
<b>Fund: 4041 - PONDEROSA EMS</b>						
<b>Revenue</b>						
<u>4041-00-000-33140</u>	EMS FUND	7,258.00	7,261.00	-	7,261.00	-
	<b>Revenue Total:</b>	<b>7,258.00</b>	<b>7,261.00</b>	<b>-</b>	<b>7,261.00</b>	<b>-</b>
	<b>Fund: 4041 - PONDEROSA EMS Total:</b>	<b>7,258.00</b>	<b>7,261.00</b>	<b>-</b>	<b>7,261.00</b>	<b>-</b>
<b>Fund: 4042 - LA MADERA EMS</b>						
<b>Revenue</b>						
<u>4042-00-000-33140</u>	EMS FUND ACT	5,126.00	5,128.00	-	5,128.00	-
	<b>Revenue Total:</b>	<b>5,126.00</b>	<b>5,128.00</b>	<b>-</b>	<b>5,128.00</b>	<b>-</b>
	<b>Fund: 4042 - LA MADERA EMS Total:</b>	<b>5,126.00</b>	<b>5,128.00</b>	<b>-</b>	<b>5,128.00</b>	<b>-</b>
<b>Fund: 4043 - REGINA EMS</b>						
<b>Revenue</b>						
<u>4043-00-000-33140</u>	EMS FUND ACT	5,104.00	5,106.00	-	5,106.00	-
	<b>Revenue Total:</b>	<b>5,104.00</b>	<b>5,106.00</b>	<b>-</b>	<b>5,106.00</b>	<b>-</b>
	<b>Fund: 4043 - REGINA EMS Total:</b>	<b>5,104.00</b>	<b>5,106.00</b>	<b>-</b>	<b>5,106.00</b>	<b>-</b>
<b>Fund: 4044 - PENA BLANCA EMS</b>						
<b>Revenue</b>						
<u>4044-00-000-33140</u>	EMS FUND ACT	7,040.00	7,040.00	-	7,040.00	-
	<b>Revenue Total:</b>	<b>7,040.00</b>	<b>7,040.00</b>	<b>-</b>	<b>7,040.00</b>	<b>-</b>
	<b>Fund: 4044 - PENA BLANCA EMS Total:</b>	<b>7,040.00</b>	<b>7,040.00</b>	<b>-</b>	<b>7,040.00</b>	<b>-</b>
<b>Fund: 4045 - TORREON EMS</b>						
<b>Revenue</b>						
<u>4045-00-000-33140</u>	EMS FUND ACT	7,096.00	7,097.00	-	7,097.00	-
	<b>Revenue Total:</b>	<b>7,096.00</b>	<b>7,097.00</b>	<b>-</b>	<b>7,097.00</b>	<b>-</b>
	<b>Fund: 4045 - TORREON EMS Total:</b>	<b>7,096.00</b>	<b>7,097.00</b>	<b>-</b>	<b>7,097.00</b>	<b>-</b>
<b>Fund: 4049 - NAVAJO NATION EMS</b>						
<b>Revenue</b>						
<u>4049-00-000-33140</u>	EMS FUNDS	7,540.00	7,572.00	-	7,572.00	-
	<b>Revenue Total:</b>	<b>7,540.00</b>	<b>7,572.00</b>	<b>-</b>	<b>7,572.00</b>	<b>-</b>
	<b>Fund: 4049 - NAVAJO NATION EMS Total:</b>	<b>7,540.00</b>	<b>7,572.00</b>	<b>-</b>	<b>7,572.00</b>	<b>-</b>

Detail of Fund Receipts

For Fiscal: 2016-2017 Period Ending: 06/30/2017

		Original	Current	Period	Fiscal	Variance
		Total Budget	Total Budget	Activity	Activity	Favorable (Unfavorable)
<b>Fund: 4071 - CUBA WASTEWATER PROJECT</b>						
<b>Revenue</b>						
<u>4071-00-000-31940</u>	GRANT INCOME-State	212,410.00	-	-	-	-
	<b>Revenue Total:</b>	<b>212,410.00</b>	<b>-</b>	<b>-</b>	<b>-</b>	<b>-</b>
	<b>Fund: 4071 - CUBA WASTEWATER PROJECT Total:</b>	<b>212,410.00</b>	<b>-</b>	<b>-</b>	<b>-</b>	<b>-</b>
<b>Fund: 4170 - FIRE PROTECTION FUND</b>						
<b>Revenue</b>						
<u>4170-00-000-33070</u>	STATE FIRE ALLOTMENT	71,685.00	71,685.00	-	71,685.00	-
	<b>Revenue Total:</b>	<b>71,685.00</b>	<b>71,685.00</b>	<b>-</b>	<b>71,685.00</b>	<b>-</b>
	<b>Fund: 4170 - FIRE PROTECTION FUND Total:</b>	<b>71,685.00</b>	<b>71,685.00</b>	<b>-</b>	<b>71,685.00</b>	<b>-</b>
<b>Fund: 4241 - WILDLAND FUNDING</b>						
<b>Revenue</b>						
<u>4241-00-000-31898</u>	REIMBURSEMENT BY AGREEMENT	-	102,649.15	-	102,649.15	-
	<b>Revenue Total:</b>	<b>-</b>	<b>102,649.15</b>	<b>-</b>	<b>102,649.15</b>	<b>-</b>
	<b>Fund: 4241 - WILDLAND FUNDING Total:</b>	<b>-</b>	<b>102,649.15</b>	<b>-</b>	<b>102,649.15</b>	<b>-</b>
<b>Fund: 4450 - HOMELAND SECURITY GRANTS</b>						
<b>Revenue</b>						
<u>4450-00-000-35051</u>	FEDERAL GRANT - SIMULCAST	565,953.00	565,953.59	-	565,953.59	-
<u>4450-99-000-30010</u>	ACCTS RECV-PREV FISCAL YR	41,618.00	89,730.79	-	89,730.79	-
<u>4450-99-000-31940</u>	GRANT INCOME	9,238.00	-	-	-	-
	<b>Revenue Total:</b>	<b>616,809.00</b>	<b>655,684.38</b>	<b>-</b>	<b>655,684.38</b>	<b>-</b>
	<b>Fund: 4450 - HOMELAND SECURITY GRANTS Total:</b>	<b>616,809.00</b>	<b>655,684.38</b>	<b>-</b>	<b>655,684.38</b>	<b>-</b>
<b>Fund: 5000 - COMMUNITY HEALTH SERVICES</b>						
<b>Revenue</b>						
<u>5000-00-000-31766</u>	HEALTH EXCHANGE REIMB. - STATE	-	3,200.00	150.00	3,200.00	-
<u>5000-99-000-30010</u>	ACCTS RECV-PREV FISCAL YR	-	14,216.78	-	14,216.78	-
<u>5000-99-000-31764</u>	GRANT INCOME- DETENTION-FEDER.	-	6,273.04	2,318.05	6,273.04	-
<u>5000-99-000-34346</u>	NMPCA 500-M4	-	44,030.15	4,809.92	44,030.15	-
<u>5000-99-000-34354</u>	NMPCA OUTREACH-Federal	60,000.00	-	-	-	-
	<b>Revenue Total:</b>	<b>60,000.00</b>	<b>67,719.97</b>	<b>7,277.97</b>	<b>67,719.97</b>	<b>-</b>
<u>5000-99-000-39998</u>	TRANSFER IN	112,931.00	112,931.00	56,465.00	112,931.00	-
	<b>Fund: 5000 - COMMUNITY HEALTH SERVICES Total:</b>	<b>172,931.00</b>	<b>180,650.97</b>	<b>63,742.97</b>	<b>180,650.97</b>	<b>-</b>
<b>Fund: 5010 - SUBSTANCE ABUSE PREV.</b>						
<b>Revenue</b>						
<u>5010-99-000-35376</u>	BHSD 12 TO 17-State	100,000.00	75,654.61	8,474.71	75,654.61	-
	<b>Revenue Total:</b>	<b>100,000.00</b>	<b>75,654.61</b>	<b>8,474.71</b>	<b>75,654.61</b>	<b>-</b>
	<b>Fund: 5010 - SUBSTANCE ABUSE PREV. Total:</b>	<b>100,000.00</b>	<b>75,654.61</b>	<b>8,474.71</b>	<b>75,654.61</b>	<b>-</b>
<b>Fund: 5020 - DWI GRANT</b>						
<b>Revenue</b>						
<u>5020-00-000-31684</u>	TREATMENTBOOK FEES -Misc	9,699.00	10,730.00	860.00	10,730.00	-
<u>5020-00-000-31710</u>	DONATIONS AND OTHER REVENUE	-	100.00	-	100.00	-
<u>5020-99-000-30110</u>	ACCTS RECV-PREV FISCAL YR	-	202,731.92	-	202,731.92	-
<u>5020-99-000-31680</u>	DRUG TESTING FEE-Misc	690.00	2,150.00	80.00	2,150.00	-
<u>5020-99-000-31681</u>	SCRAM CLIENT FEES-Misc	16,853.00	14,420.99	544.00	14,420.99	-
<u>5020-99-000-31682</u>	COMPLIANCE PROBATION FEES-Misc	46,551.00	34,051.50	3,456.00	34,051.50	-
<u>5020-99-000-31683</u>	D.W.I. SCREENING FEES-Misc	19,711.00	25,640.00	2,270.00	25,640.00	-
<u>5020-99-000-31685</u>	JUVENILE ADJUDICATION GRANT-St	35,000.00	14,063.03	-	14,063.03	-
<u>5020-99-000-31760</u>	REFUNDS AND REIMBURSEMENTS	-	28.05	-	28.05	-
<u>5020-99-000-34046</u>	CDWI-TSB State	23,420.00	-	-	-	-
<u>5020-99-000-34048</u>	TSD-UAD- State	38,200.00	20,216.55	-	20,216.55	-
<u>5020-99-000-34052</u>	NM DFA-DWI PROGRAM GRANT-Sta	327,000.00	214,994.32	-	214,994.32	-
<u>5020-99-000-34054</u>	NM DFA-DWI DETOX GRANT-State	150,000.00	104,390.93	-	104,390.93	-
<u>5020-99-000-34060</u>	NM DFA-DWI DISTRIBUTION GRANT	594,677.00	344,319.24	67,808.08	344,319.24	-

Detail of Fund Receipts

For Fiscal: 2016-2017 Period Ending: 06/30/2017

		Original	Current	Period	Fiscal	Variance
		Total Budget	Total Budget	Activity	Activity	Favorable (Unfavorable)
<b>Revenue Total:</b>		<b>1,261,801.00</b>	<b>987,836.53</b>	<b>75,018.08</b>	<b>987,836.53</b>	<b>-</b>
<u>5020-99-000-39998</u>	TRANSFER IN	160,343.00	173,905.00	34,000.00	173,905.00	-
<b>Fund: 5020 - DWI GRANT Total:</b>		<b>1,422,144.00</b>	<b>1,161,741.53</b>	<b>109,018.08</b>	<b>1,161,741.53</b>	<b>-</b>
<b>Fund: 5050 - PERMANENT SUPPORTIVE HOUSING PROGRAM</b>						
<b>Revenue</b>						
<u>5050-00-000-35014</u>	SPECIAL NEEDS ASST PROGRAM	241,408.00	184,591.75	56,959.01	184,591.75	-
<u>5050-99-000-35012</u>	SHELTER PLUS CARE PROGRAM (HUI)	132,606.00	98,073.45	29,862.94	98,073.45	-
<b>Revenue Total:</b>		<b>374,014.00</b>	<b>282,665.20</b>	<b>86,821.95</b>	<b>282,665.20</b>	<b>-</b>
<u>5050-99-000-39998</u>	TRANSFER IN	56,633.00	105,281.00	76,964.00	105,281.00	-
<b>Fund: 5050 - PERMANENT SUPPORTIVE HOUSING PROGRAM Total:</b>		<b>430,647.00</b>	<b>387,946.20</b>	<b>163,785.95</b>	<b>387,946.20</b>	<b>-</b>
<b>Fund: 5100 - COMMUNITY SERVICES - GRANTS</b>						
<b>Revenue</b>						
<u>5100-99-000-31940</u>	GRANT - NMDOH	9,400.00	4,230.00	4,230.00	4,230.00	-
<b>Revenue Total:</b>		<b>9,400.00</b>	<b>4,230.00</b>	<b>4,230.00</b>	<b>4,230.00</b>	<b>-</b>
<u>5100-99-000-39998</u>	TRANSFER IN	3,704.00	3,704.00	-	3,704.00	-
<b>Fund: 5100 - COMMUNITY SERVICES - GRANTS Total:</b>		<b>13,104.00</b>	<b>7,934.00</b>	<b>4,230.00</b>	<b>7,934.00</b>	<b>-</b>
<b>Fund: 5250 - SENIOR SUPPORT PROGRAM</b>						
<b>Revenue</b>						
<u>5250-99-000-31760</u>	REFUNDS AND REIMBURSEMENTS	-	27.59	27.59	27.59	-
<b>Revenue Total:</b>		<b>-</b>	<b>27.59</b>	<b>27.59</b>	<b>27.59</b>	<b>-</b>
<u>5250-99-000-39998</u>	TRANSFER IN	1,746,965.00	1,746,965.00	873,483.00	1,746,965.00	-
<b>Fund: 5250 - SENIOR SUPPORT PROGRAM Total:</b>		<b>1,746,965.00</b>	<b>1,746,992.59</b>	<b>873,510.59</b>	<b>1,746,992.59</b>	<b>-</b>
<b>Fund: 5260 - SENIOR CITIZENS</b>						
<b>Revenue</b>						
<u>5260-99-000-30010</u>	SENIOR CITIZENS PRIOR-YR REV	-	13,198.50	-	13,198.50	-
<u>5260-99-000-30020</u>	DAILY COLLECTIONS	-	0.06	0.06	0.06	-
<u>5260-99-000-31760</u>	REFUNDS AND REIMBURSEMENTS	-	212.14	-	212.14	-
<u>5260-99-000-31941</u>	SR CITIZENS HOME DELIVERED-PI - A	57,000.00	54,466.57	4,954.71	54,466.57	-
<u>5260-99-000-31942</u>	HOMEMAKER SERVICES-Program Inr	5,000.00	4,925.26	398.00	4,925.26	-
<u>5260-99-000-31944</u>	SR CITIZENS TRANSPORTATION-PI - I	13,500.00	14,901.24	1,253.90	14,901.24	-
<u>5260-99-000-31945</u>	SR CITIZENS CONGREGATE-PI - Misc.	116,000.00	119,746.50	11,026.17	119,746.50	-
<u>5260-99-000-31946</u>	III-E RESPITE-PI - Misc	2,000.00	1,664.30	125.00	1,664.30	-
<u>5260-99-000-34302</u>	SENIOR CITIZENS STATE HB-2	406,627.00	351,616.46	29,533.41	351,616.46	-
<u>5260-99-000-34310</u>	SR EMPLOYMENT - TITLE 5 - State	52,236.00	38,206.00	3,213.00	38,206.00	-
<u>5260-99-000-35302</u>	SENIOR CITIZENS FED-III-B	40,060.00	65,414.95	8,989.86	65,414.95	-
<u>5260-99-000-35304</u>	SENIORS FEDERAL IIIE	22,440.00	30,243.22	-	30,243.22	-
<u>5260-99-000-35306</u>	SENIOR CITIZENS FED-C-1	124,640.00	111,060.89	9,388.36	111,060.89	-
<u>5260-99-000-35308</u>	SENIOR CITIZENS FED-C-2	40,608.00	45,713.50	-	45,713.50	-
<u>5260-99-000-35310</u>	NSIP-FEDERAL	127,205.00	151,504.00	-	151,504.00	-
<u>5260-99-000-35311</u>	TITLE IIIB CASE MANAGEMENT - Fed	4,185.00	10,596.81	1,352.69	10,596.81	-
<u>5260-99-000-35312</u>	TITLE IIIB - HOMEMAKER-Federal	12,000.00	29,136.84	4,391.69	29,136.84	-
<b>Revenue Total:</b>		<b>1,023,501.00</b>	<b>1,042,607.24</b>	<b>74,626.85</b>	<b>1,042,607.24</b>	<b>-</b>
<u>5260-99-000-39998</u>	TRANSFER IN	197,691.00	197,691.00	98,846.00	197,691.00	-
<b>Fund: 5260 - SENIOR CITIZENS Total:</b>		<b>1,221,192.00</b>	<b>1,240,298.24</b>	<b>173,472.85</b>	<b>1,240,298.24</b>	<b>-</b>
<b>Fund: 5270 - SENIOR ANCILLARY</b>						
<b>Revenue</b>						
<u>5270-00-000-30010</u>	SENIOR CITIZENS PRIOR-YR REV	-	21,345.00	-	21,345.00	-
<u>5270-00-000-31760</u>	REFUNDS AND REIMBURSEMENTS	-	74.39	74.39	74.39	-
<u>5270-00-000-34304</u>	SENIOR COMPANION PROGRAM-Sta	69,875.00	62,795.44	12,202.98	62,795.44	-
<u>5270-00-000-34306</u>	SENIOR CITIZENS RSVP PROG-State	48,500.00	45,408.95	7,535.29	45,408.95	-
<u>5270-00-000-34312</u>	FOSTER GRANDPARENT PROGRAM-!	53,625.00	49,110.42	8,249.83	49,110.42	-
<u>5270-99-000-35314</u>	RSVP-FED RETIRED SR VOLUNTEER P	-	1,000.00	-	1,000.00	-

Detail of Fund Receipts

For Fiscal: 2016-2017 Period Ending: 06/30/2017

		Original	Current	Period	Fiscal	Variance
		Total Budget	Total Budget	Activity	Activity	Favorable (Unfavorable)
<b>Revenue Total:</b>		<b>172,000.00</b>	<b>179,734.20</b>	<b>28,062.49</b>	<b>179,734.20</b>	<b>-</b>
<u>5270-99-000-39998</u>	TRANSFER IN	33,764.00	33,764.00	16,882.00	33,764.00	-
<b>Fund: 5270 - SENIOR ANCILLARY Total:</b>		<b>205,764.00</b>	<b>213,498.20</b>	<b>44,944.49</b>	<b>213,498.20</b>	<b>-</b>
<b>Fund: 6020 - EL ZOCALO</b>						
<b>Revenue</b>						
<u>6020-00-000-31640</u>	RENTAL	88,459.00	98,582.00	7,043.50	98,582.00	-
<u>6020-00-000-31940</u>	GRANT - STATE	5,000.00	5,000.00	-	5,000.00	-
<b>Revenue Total:</b>		<b>93,459.00</b>	<b>103,582.00</b>	<b>7,043.50</b>	<b>103,582.00</b>	<b>-</b>
<b>Fund: 6020 - EL ZOCALO Total:</b>		<b>93,459.00</b>	<b>103,582.00</b>	<b>7,043.50</b>	<b>103,582.00</b>	<b>-</b>
<b>Fund: 6030 - COUNTY FAIRGROUNDS MANAGEMENT</b>						
<b>Revenue</b>						
<u>6030-99-000-31640</u>	RENTAL	3,500.00	7,018.08	-	7,018.08	-
<b>Revenue Total:</b>		<b>3,500.00</b>	<b>7,018.08</b>	<b>-</b>	<b>7,018.08</b>	<b>-</b>
<u>6030-99-000-39998</u>	TRANSFER IN	65,193.00	65,193.00	32,597.00	65,193.00	-
<b>Fund: 6030 - COUNTY FAIRGROUNDS MANAGEMENT Total:</b>		<b>68,693.00</b>	<b>72,211.08</b>	<b>32,597.00</b>	<b>72,211.08</b>	<b>-</b>
<b>Fund: 6090 - COUNTY BUSINESS DEVELOPMENT</b>						
<b>Revenue</b>						
<u>6090-00-000-31938</u>	PARTNERSHIP REVENUE	-	30,000.00	-	30,000.00	-
<u>6090-00-000-31940</u>	GRANT INCOME	20,000.00	1,870.00	1,870.00	1,870.00	-
<b>Revenue Total:</b>		<b>20,000.00</b>	<b>31,870.00</b>	<b>1,870.00</b>	<b>31,870.00</b>	<b>-</b>
<b>Fund: 6090 - COUNTY BUSINESS DEVELOPMENT Total:</b>		<b>20,000.00</b>	<b>31,870.00</b>	<b>1,870.00</b>	<b>31,870.00</b>	<b>-</b>
<b>Fund: 6110 - LODGERS TAX</b>						
<b>Revenue</b>						
<u>6110-99-000-32000</u>	LODGER'S TAX	13,000.00	15,999.31	526.83	15,999.31	-
<b>Revenue Total:</b>		<b>13,000.00</b>	<b>15,999.31</b>	<b>526.83</b>	<b>15,999.31</b>	<b>-</b>
<b>Fund: 6110 - LODGERS TAX Total:</b>		<b>13,000.00</b>	<b>15,999.31</b>	<b>526.83</b>	<b>15,999.31</b>	<b>-</b>
<b>Fund: 6130 - CELL TOWER</b>						
<b>Revenue</b>						
<u>6130-99-000-31802</u>	CELL TOWER HOLDING ACCT	-	51,000.00	-	51,000.00	-
<b>Revenue Total:</b>		<b>-</b>	<b>51,000.00</b>	<b>-</b>	<b>51,000.00</b>	<b>-</b>
<u>6130-99-000-30090</u>	TRANSFER OUT	-	(44,577.00)	-	(44,577.00)	-
<b>Fund: 6130 - CELL TOWER Total:</b>		<b>-</b>	<b>6,423.00</b>	<b>-</b>	<b>6,423.00</b>	<b>-</b>
<b>Fund: 6131 - SUBDIVISION ENGINEERING FEES</b>						
<b>Revenue</b>						
<u>6131-00-000-31572</u>	SUBDIVISION ENGINEERING FEES	-	2,500.00	-	2,500.00	-
<b>Revenue Total:</b>		<b>-</b>	<b>2,500.00</b>	<b>-</b>	<b>2,500.00</b>	<b>-</b>
<b>Fund: 6131 - SUBDIVISION ENGINEERING FEES Total:</b>		<b>-</b>	<b>2,500.00</b>	<b>-</b>	<b>2,500.00</b>	<b>-</b>
<b>Fund: 6500 - LEGISLATIVE FUNDING</b>						
<b>Revenue</b>						
<u>6500-00-000-34343</u>	LEGISLATIVE - SHERIFF'S OFFICE	-	195,000.00	-	195,000.00	-
<u>6500-99-000-30010</u>	ACCTS RECV-PREV FISCAL YR	79,562.00	113,476.22	-	113,476.22	-
<u>6500-99-000-34100</u>	LEGISLATIVE-SR. PROGRAM	2,350,735.00	198,961.99	7,139.55	198,961.99	-
<u>6500-99-000-34101</u>	LEGISLATIVE - CO BUSINESS DEV	1,698.00	-	-	-	-
<b>Revenue Total:</b>		<b>2,431,995.00</b>	<b>507,438.21</b>	<b>7,139.55</b>	<b>507,438.21</b>	<b>-</b>
<u>6500-99-000-39998</u>	TRANSFER IN	-	110,000.00	110,000.00	110,000.00	-
<b>Fund: 6500 - LEGISLATIVE FUNDING Total:</b>		<b>2,431,995.00</b>	<b>617,438.21</b>	<b>117,139.55</b>	<b>617,438.21</b>	<b>-</b>
<b>Fund: 6502 - 2015 GO LIBRARY BOND</b>						
<b>Revenue</b>						
<u>6502-00-000-32020</u>	INTEREST INCOME	2,000.00	520.60	27.03	520.60	-
<b>Revenue Total:</b>		<b>2,000.00</b>	<b>520.60</b>	<b>27.03</b>	<b>520.60</b>	<b>-</b>
<b>Fund: 6502 - 2015 GO LIBRARY BOND Total:</b>		<b>2,000.00</b>	<b>520.60</b>	<b>27.03</b>	<b>520.60</b>	<b>-</b>

Detail of Fund Receipts

For Fiscal: 2016-2017 Period Ending: 06/30/2017

		Original Total Budget	Current Total Budget	Period Activity	Fiscal Activity	Variance Favorable (Unfavorable)
<b>Fund: 6503 - 2015 GO E911 COMMUNICATIONS BOND</b>						
<b>Revenue</b>						
<u>6503-00-000-32020</u>	INTEREST INCOME	-	672.00	20.17	672.00	-
	<b>Revenue Total:</b>	-	672.00	20.17	672.00	-
	<b>Fund: 6503 - 2015 GO E911 COMMUNICATIONS BOND Total:</b>	-	672.00	20.17	672.00	-
	<b>Report Total:</b>	55,115,306.00	55,604,037.44	11,227,768.59	55,604,037.44	-



Sandoval County, NM

# Detail of Fund Receipts Account Summary

For Fiscal: 2016-2017 Period Ending: 06/30/2017

		Original	Current	Period	Fiscal	Variance
		Total Budget	Total Budget	Activity	Activity	Favorable (Unfavorable)
<b>Fund: 8100 - BOND RESERVE</b>						
<b>Revenue</b>						
<u>8100-99-000-32020</u>	INTEREST INCOME	-	1.71	-	1.71	-
	<b>Revenue Total:</b>	-	1.71	-	1.71	-
<u>8100-99-000-39999</u>	TRANSFERS OUT	-	(1,366.25)	-	(1,366.25)	-
	<b>Fund: 8100 - BOND RESERVE Total:</b>	-	(1,364.54)	-	(1,364.54)	-
<b>Fund: 8102 - DEBT SERVICE</b>						
<b>Revenue</b>						
<u>8102-00-000-32200</u>	2015 FIRE PROTECTION	427,325.00	404,929.81	29,675.17	404,929.81	-
<u>8102-00-000-32210</u>	2010 INFRASTRUCTURE	197,625.00	191,702.58	14,836.30	191,702.58	-
<u>8102-00-000-32222</u>	2016 GRT REVENUE	-	203,581.61	50,028.65	203,581.61	-
<u>8102-00-000-32224</u>	LANDFILL REVENUES	929,496.00	929,452.14	77,435.57	929,452.14	-
<u>8102-00-000-32230</u>	PILT REVENUE LOAN (NMFA)	735,520.00	689,747.00	689,747.00	689,747.00	-
<u>8102-00-000-32232</u>	2007 GRT REVENUE	675,295.00	434,451.39	-	434,451.39	-
<u>8102-99-000-31760</u>	REFUNDS AND REIMBURSEMENTS	-	9,450.00	-	9,450.00	-
<u>8102-99-000-32020</u>	INTEREST REVENUE	-	(4.40)	(29.90)	(4.40)	-
<u>8102-99-000-32180</u>	BOND PROCEEDS	-	8,720,527.08	-	8,720,527.08	-
	<b>Revenue Total:</b>	2,965,261.00	11,583,837.21	861,692.79	11,583,837.21	-
<u>8102-99-000-39998</u>	TRANSFERS IN	-	1,366.25	-	1,366.25	-
<u>8102-99-000-39999</u>	TRANSFERS OUT	-	(123,260.00)	-	(123,260.00)	-
	<b>Fund: 8102 - DEBT SERVICE Total:</b>	2,965,261.00	11,461,943.46	861,692.79	11,461,943.46	-
<b>Fund: 8104 - GO DEBT SERVICE</b>						
<b>Revenue</b>						
<u>8104-99-000-31020</u>	DEBT-CURR-YR-PROPERTY TAX	3,151,145.00	3,380,927.36	1,073,039.85	3,380,927.36	-
<u>8104-99-000-32020</u>	INTEREST INCOME	-	2,808.39	458.44	2,808.39	-
	<b>Revenue Total:</b>	3,151,145.00	3,383,735.75	1,073,498.29	3,383,735.75	-
	<b>Fund: 8104 - GO DEBT SERVICE Total:</b>	3,151,145.00	3,383,735.75	1,073,498.29	3,383,735.75	-
<b>Fund: 8106 - PLACITAS DEBT SERVICE</b>						
<b>Revenue</b>						
<u>8106-00-000-32020</u>	INTEREST INCOME	-	19.95	3.40	19.95	-
<u>8106-99-000-31020</u>	DEBT-CURR-YR-PROPERTY TAX	24,688.00	24,631.95	6,330.26	24,631.95	-
	<b>Revenue Total:</b>	24,688.00	24,651.90	6,333.66	24,651.90	-
	<b>Fund: 8106 - PLACITAS DEBT SERVICE Total:</b>	24,688.00	24,651.90	6,333.66	24,651.90	-
<b>Fund: 8108 - INCENTIVE BOND REVENUE</b>						
<b>Revenue</b>						
<u>8108-00-000-31842</u>	INTEL LEASE PAYMENT	569,299.00	634,471.25	-	634,471.25	-
<u>8108-00-000-32020</u>	INTEREST REVENUE	-	3,875.73	344.41	3,875.73	-
	<b>Revenue Total:</b>	569,299.00	638,346.98	344.41	638,346.98	-
	<b>Fund: 8108 - INCENTIVE BOND REVENUE Total:</b>	569,299.00	638,346.98	344.41	638,346.98	-
<b>Fund: 8110 - INCENTIVE BOND DEBT SERVICE</b>						
<b>Revenue</b>						
<u>8110-00-000-31842</u>	INCENTIVE LEASE PAYMENT	8,580,701.00	8,515,528.75	-	8,515,528.75	-
<u>8110-00-000-32020</u>	INTEREST REVENUE	-	9,728.60	53.81	9,728.60	-
	<b>Revenue Total:</b>	8,580,701.00	8,525,257.35	53.81	8,525,257.35	-
	<b>Fund: 8110 - INCENTIVE BOND DEBT SERVICE Total:</b>	8,580,701.00	8,525,257.35	53.81	8,525,257.35	-



Detail of Fund Receipts

For Fiscal: 2016-2017 Period Ending: 06/30/2017

		Original Total Budget	Current Total Budget	Period Activity	Fiscal Activity	Variance Favorable (Unfavorable)
<b>Fund: 8112 - NMFA RESERVE - LANDFILL PROJECT LOAN</b>						
<b>Revenue</b>						
<u>8112-00-000-32020</u>	INTEREST INCOME	-	8,879.08	715.54	8,879.08	-
	<b>Revenue Total:</b>	<b>-</b>	<b>8,879.08</b>	<b>715.54</b>	<b>8,879.08</b>	<b>-</b>
	<b>Fund: 8112 - NMFA RESERVE - LANDFILL PROJECT LOAN Total:</b>	<b>-</b>	<b>8,879.08</b>	<b>715.54</b>	<b>8,879.08</b>	<b>-</b>
<b>Fund: 8114 - NMFA RESERVE - LANDFILL SYSTEM LOAN</b>						
<b>Revenue</b>						
<u>8114-00-000-32020</u>	INTEREST INCOME	-	2,706.94	218.14	2,706.94	-
	<b>Revenue Total:</b>	<b>-</b>	<b>2,706.94</b>	<b>218.14</b>	<b>2,706.94</b>	<b>-</b>
	<b>Fund: 8114 - NMFA RESERVE - LANDFILL SYSTEM LOAN Total:</b>	<b>-</b>	<b>2,706.94</b>	<b>218.14</b>	<b>2,706.94</b>	<b>-</b>
<b>Fund: 8116 - PONDEROSA VFD - NMFA ACCOUNT PP-2479</b>						
<b>Revenue</b>						
<u>8116-99-000-32020</u>	INTEREST INCOME	-	300.90	23.80	300.90	-
<u>8116-99-000-33070</u>	STATE FIRE ALLOTMENT	18,321.00	18,322.00	-	18,322.00	-
	<b>Revenue Total:</b>	<b>18,321.00</b>	<b>18,622.90</b>	<b>23.80</b>	<b>18,622.90</b>	<b>-</b>
	<b>Fund: 8116 - PONDEROSA VFD - NMFA ACCOUNT PP-2479 Total:</b>	<b>18,321.00</b>	<b>18,622.90</b>	<b>23.80</b>	<b>18,622.90</b>	<b>-</b>
<b>Fund: 8118 - ALGODONES VFD - NMFA ACCOUNT PP-2480</b>						
<b>Revenue</b>						
<u>8118-99-000-32020</u>	INTEREST INCOME	-	25.88	0.07	25.88	-
<u>8118-99-000-33070</u>	STATE FIRE ALLOTMENT	9,200.00	9,200.00	-	9,200.00	-
	<b>Revenue Total:</b>	<b>9,200.00</b>	<b>9,225.88</b>	<b>0.07</b>	<b>9,225.88</b>	<b>-</b>
	<b>Fund: 8118 - ALGODONES VFD - NMFA ACCOUNT PP-2480 Total:</b>	<b>9,200.00</b>	<b>9,225.88</b>	<b>0.07</b>	<b>9,225.88</b>	<b>-</b>
<b>Fund: 8120 - PLACITAS VFD - NMFA ACCOUNT PP-2481</b>						
<b>Revenue</b>						
<u>8120-99-000-32020</u>	INTEREST INCOME	-	390.94	31.00	390.94	-
<u>8120-99-000-33070</u>	STATE FIRE ALLOTMENT	5,435.00	23,471.00	-	23,471.00	-
	<b>Revenue Total:</b>	<b>5,435.00</b>	<b>23,861.94</b>	<b>31.00</b>	<b>23,861.94</b>	<b>-</b>
	<b>Fund: 8120 - PLACITAS VFD - NMFA ACCOUNT PP-2481 Total:</b>	<b>5,435.00</b>	<b>23,861.94</b>	<b>31.00</b>	<b>23,861.94</b>	<b>-</b>
<b>Fund: 8122 - LA MADERA VFD - NMFA ACCOUNT PP-2929</b>						
<b>Revenue</b>						
<u>8122-99-000-32020</u>	INTEREST INCOME	-	17.19	0.01	17.19	-
<u>8122-99-000-33070</u>	STATE FIRE ALLOTMENT	5,940.00	5,940.00	-	5,940.00	-
	<b>Revenue Total:</b>	<b>5,940.00</b>	<b>5,957.19</b>	<b>0.01</b>	<b>5,957.19</b>	<b>-</b>
	<b>Fund: 8122 - LA MADERA VFD - NMFA ACCOUNT PP-2929 Total:</b>	<b>5,940.00</b>	<b>5,957.19</b>	<b>0.01</b>	<b>5,957.19</b>	<b>-</b>
<b>Fund: 8124 - SOUTH FD - NMFA ACCOUNT PP-2930</b>						
<b>Revenue</b>						
<u>8124-99-000-32020</u>	INTEREST INCOME	-	40.82	0.03	40.82	-
<u>8124-99-000-33070</u>	STATE FIRE ALLOTMENT	32,621.00	14,585.00	-	14,585.00	-
	<b>Revenue Total:</b>	<b>32,621.00</b>	<b>14,625.82</b>	<b>0.03</b>	<b>14,625.82</b>	<b>-</b>
	<b>Fund: 8124 - SOUTH FD - NMFA ACCOUNT PP-2930 Total:</b>	<b>32,621.00</b>	<b>14,625.82</b>	<b>0.03</b>	<b>14,625.82</b>	<b>-</b>
<b>Fund: 8126 - PONDEROSA VFD - NMFA ACCOUNT PP-2931</b>						
<b>Revenue</b>						
<u>8126-99-000-32020</u>	INTEREST INCOME	-	36.78	0.02	36.78	-
<u>8126-99-000-33070</u>	STATE FIRE ALLOTMENT	13,138.00	13,137.00	-	13,137.00	-
	<b>Revenue Total:</b>	<b>13,138.00</b>	<b>13,173.78</b>	<b>0.02</b>	<b>13,173.78</b>	<b>-</b>
	<b>Fund: 8126 - PONDEROSA VFD - NMFA ACCOUNT PP-2931 Total:</b>	<b>13,138.00</b>	<b>13,173.78</b>	<b>0.02</b>	<b>13,173.78</b>	<b>-</b>
<b>Fund: 8128 - REGINA VFD - NMFA ACCOUNT PP-2932</b>						
<b>Revenue</b>						
<u>8128-99-000-32020</u>	INTEREST INCOME	-	24.32	0.01	24.32	-
<u>8128-99-000-33070</u>	STATE FIRE ALLOTMENT	8,684.00	8,684.00	-	8,684.00	-
	<b>Revenue Total:</b>	<b>8,684.00</b>	<b>8,708.32</b>	<b>0.01</b>	<b>8,708.32</b>	<b>-</b>
	<b>Fund: 8128 - REGINA VFD - NMFA ACCOUNT PP-2932 Total:</b>	<b>8,684.00</b>	<b>8,708.32</b>	<b>0.01</b>	<b>8,708.32</b>	<b>-</b>

Detail of Fund Receipts

For Fiscal: 2016-2017 Period Ending: 06/30/2017

		Original Total Budget	Current Total Budget	Period Activity	Fiscal Activity	Variance Favorable (Unfavorable)
<b>Fund: 8130 - ZIA PUEBLO VFD - NMFA ACCOUNT PP2933</b>						
<b>Revenue</b>						
<u>8130-99-000-32020</u>	INTEREST INCOME	-	14.96	0.01	14.96	-
<u>8130-99-000-33070</u>	STATE FIRE ALLOTMENT	5,344.00	5,344.00	-	5,344.00	-
	<b>Revenue Total:</b>	<b>5,344.00</b>	<b>5,358.96</b>	<b>0.01</b>	<b>5,358.96</b>	<b>-</b>
<b>Fund: 8130 - ZIA PUEBLO VFD - NMFA ACCOUNT PP2933 Total:</b>						
		<b>5,344.00</b>	<b>5,358.96</b>	<b>0.01</b>	<b>5,358.96</b>	<b>-</b>
<b>Fund: 8132 - 2016 PILT REFUNDING RESERVE</b>						
<b>Revenue</b>						
<u>8132-99-000-32020</u>	INTEREST INCOME	-	4,117.70	616.02	4,117.70	-
<u>8132-99-000-32180</u>	BOND PROCEEDS	-	6,080,000.00	-	6,080,000.00	-
	<b>Revenue Total:</b>	<b>-</b>	<b>6,084,117.70</b>	<b>616.02</b>	<b>6,084,117.70</b>	<b>-</b>
<u>8132-99-000-39998</u>	TRANSFERS IN	-	862,461.26	-	862,461.26	-
	<b>Revenue Total:</b>	<b>-</b>	<b>862,461.26</b>	<b>-</b>	<b>862,461.26</b>	<b>-</b>
<b>Fund: 8132 - 2016 PILT REFUNDING RESERVE Total:</b>						
		<b>-</b>	<b>6,946,578.96</b>	<b>616.02</b>	<b>6,946,578.96</b>	<b>-</b>
<b>Fund: 8134 - 2016 G.O. REFUNDING LOAN</b>						
<b>Revenue</b>						
<u>8134-99-000-32020</u>	INTEREST INCOME	-	2.90	0.20	2.90	-
<u>8134-99-000-32180</u>	LOAN PROCEEDS	-	1,470,000.00	-	1,470,000.00	-
	<b>Revenue Total:</b>	<b>-</b>	<b>1,470,002.90</b>	<b>0.20</b>	<b>1,470,002.90</b>	<b>-</b>
<b>Fund: 8134 - 2016 G.O. REFUNDING LOAN Total:</b>						
		<b>-</b>	<b>1,470,002.90</b>	<b>0.20</b>	<b>1,470,002.90</b>	<b>-</b>
<b>Fund: 8136 - REFUNDING DETENTION CTR CUBA (AMI-KIDS)</b>						
<b>Revenue</b>						
<u>8136-99-000-30030</u>	INITIATING BALANCE	-	374,729.23	-	374,729.23	-
<u>8136-99-000-31640</u>	RENTAL INCOME	-	297,603.22	26,466.96	297,603.22	-
<u>8136-99-000-32020</u>	INTEREST INCOME	-	4,525.07	336.16	4,525.07	-
	<b>Revenue Total:</b>	<b>-</b>	<b>676,857.52</b>	<b>26,803.12</b>	<b>676,857.52</b>	<b>-</b>
<b>Fund: 8136 - REFUNDING DETENTION CTR CUBA (AMI-KIDS) Total:</b>						
		<b>-</b>	<b>676,857.52</b>	<b>26,803.12</b>	<b>676,857.52</b>	<b>-</b>
<b>Fund: 8138 - AMI-KIDS RENTAL INCOME</b>						
<b>Revenue</b>						
<u>8138-99-000-30030</u>	INITIATING BALANCE	-	31,403.96	-	31,403.96	-
<u>8138-99-000-31640</u>	RENTAL INCOME	-	19,999.97	(0.03)	19,999.97	-
<u>8138-99-000-32020</u>	INTEREST INCOME	-	(0.03)	-	(0.03)	-
	<b>Revenue Total:</b>	<b>-</b>	<b>51,403.90</b>	<b>(0.03)</b>	<b>51,403.90</b>	<b>-</b>
<u>8138-99-000-39998</u>	TRANSFER IN	-	1,498.08	-	1,498.08	-
	<b>Revenue Total:</b>	<b>-</b>	<b>1,498.08</b>	<b>-</b>	<b>1,498.08</b>	<b>-</b>
<b>Fund: 8138 - AMI-KIDS RENTAL INCOME Total:</b>						
		<b>-</b>	<b>52,901.98</b>	<b>(0.03)</b>	<b>52,901.98</b>	<b>-</b>
<b>Fund: 8210 - 2005 INCENTIVE REVENUE</b>						
<b>Revenue</b>						
<u>8210-00-000-32020</u>	INTEREST INCOME	0	22.45	0.46	22.45	0
	<b>Revenue Total:</b>	<b>0</b>	<b>22.45</b>	<b>0.46</b>	<b>22.45</b>	<b>0</b>
<b>Fund: 8210 - 2005 INCENTIVE REVENUE Total:</b>						
		<b>0</b>	<b>22.45</b>	<b>0.46</b>	<b>22.45</b>	<b>0</b>
<b>Fund: 8214 - 2007 PILT REVENUE BOND</b>						
<b>Revenue</b>						
<u>8214-00-000-32020</u>	INTEREST INCOME	-	236.87	19.27	236.87	-
	<b>Revenue Total:</b>	<b>-</b>	<b>236.87</b>	<b>19.27</b>	<b>236.87</b>	<b>-</b>
<b>Fund: 8214 - 2007 PILT REVENUE BOND Total:</b>						
		<b>-</b>	<b>236.87</b>	<b>19.27</b>	<b>236.87</b>	<b>-</b>
<b>Fund: 8218 - 2008 INFRASTRUCTURE BON</b>						
<b>Revenue</b>						
<u>8218-00-000-32020</u>	INTEREST INCOME	-	-	69.19	-	-
	<b>Revenue Total:</b>	<b>-</b>	<b>-</b>	<b>69.19</b>	<b>-</b>	<b>-</b>
<b>Fund: 8218 - 2008 INFRASTRUCTURE BON Total:</b>						
		<b>-</b>	<b>-</b>	<b>69.19</b>	<b>-</b>	<b>-</b>

Detail of Fund Receipts

For Fiscal: 2016-2017 Period Ending: 06/30/2017

		Original Total Budget	Current Total Budget	Period Activity	Fiscal Activity	Variance Favorable (Unfavorable)
<b>Fund: 8224 - 2010 GRT REFUND &amp; EQUIPMENT</b>						
Revenue						
<u>8224-00-000-32020</u>	INTEREST INCOME	-	83.07	0.04	83.07	-
	Revenue Total:	-	83.07	0.04	83.07	-
<b>Fund: 8224 - 2010 GRT REFUND &amp; EQUIPMENT Total:</b>						
		-	83.07	0.04	83.07	-
<b>Fund: 8226 - 2010 GRT SUBORDINATE</b>						
Revenue						
<u>8226-00-000-32020</u>	INTEREST INCOME	-	2.74	-	2.74	-
	Revenue Total:	-	2.74	-	2.74	-
<u>8226-99-000-39999</u>	TRANSFER OUT	-	(1,498.08)	-	(1,498.08)	-
	Fund: 8226 - 2010 GRT SUBORDINATE Total:	-	(1,495.34)	-	(1,495.34)	-
<b>Fund: 8234 - 2013 LANDFILL PROJECT LOAN</b>						
Revenue						
<u>8234-00-000-31760</u>	REFUNDS AND REIMBURSEMENTS	-	1,050.00	-	1,050.00	-
<u>8234-00-000-32020</u>	INTEREST INCOME	200.00	1,075.79	73.67	1,075.79	-
	Revenue Total:	200.00	2,125.79	73.67	2,125.79	-
<b>Fund: 8234 - 2013 LANDFILL PROJECT LOAN Total:</b>						
		200.00	2,125.79	73.67	2,125.79	-
<b>Fund: 8300 - SANDOVAL GENERAL FUND</b>						
Revenue						
<u>8300-99-000-32020</u>	INVESTMENT INCOME (INTEREST)	-	6,264.11	(2,478.98)	6,264.11	-
	Revenue Total:	-	6,264.11	(2,478.98)	6,264.11	-
<b>Fund: 8300 - SANDOVAL GENERAL FUND Total:</b>						
		-	6,264.11	(2,478.98)	6,264.11	-
<b>Fund: 8302 - SANDOVAL PILT BOND RESERVE</b>						
Revenue						
<u>8302-99-000-32020</u>	INVESTMENT INCOME (INTEREST)	-	716.58	-	716.58	-
	Revenue Total:	-	716.58	-	716.58	-
<u>8302-99-000-39999</u>	TRANSFER OUT	-	(813,882.20)	-	(813,882.20)	-
	Fund: 8302 - SANDOVAL PILT BOND RESERVE Total:	-	(813,165.62)	-	(813,165.62)	-
<b>Fund: 8306 - BOND RESERVE FUNDS INVESTMENT</b>						
Revenue						
<u>8306-00-000-32020</u>	INTEREST INCOME	-	89.27	422.86	89.27	-
	Revenue Total:	-	89.27	422.86	89.27	-
<u>8306-99-000-39999</u>	TRANSFER OUT	-	(124,603.25)	-	(124,603.25)	-
	Fund: 8306 - BOND RESERVE FUNDS INVESTMENT Total:	-	(124,513.98)	422.86	(124,513.98)	-
<b>Fund: 8310 - AMI-KIDS RESERVE FUND</b>						
Revenue						
<u>8310-00-000-32020</u>	INTEREST INCOME	-	1,455.22	(288.31)	1,455.22	-
	Revenue Total:	-	1,455.22	(288.31)	1,455.22	-
<b>Fund: 8310 - AMI-KIDS RESERVE FUND Total:</b>						
		-	1,455.22	(288.31)	1,455.22	-
<b>Fund: 8313 - 2015 LIBRARY INVESTMENT ACCOUNT</b>						
Revenue						
<u>8313-00-000-32020</u>	INTEREST INCOME	-	13,847.98	11,695.06	13,847.98	-
	Revenue Total:	-	13,847.98	11,695.06	13,847.98	-
<b>Fund: 8313 - 2015 LIBRARY INVESTMENT ACCOUNT Total:</b>						
		-	13,847.98	11,695.06	13,847.98	-
<b>Fund: 8314 - AMI-KIDS MAINTENANCE ACCT</b>						
Revenue						
<u>8314-00-000-32020</u>	INTEREST INCOME	-	(94.32)	215.95	(94.32)	-
	Revenue Total:	-	(94.32)	215.95	(94.32)	-
<b>Fund: 8314 - AMI-KIDS MAINTENANCE ACCT Total:</b>						
		-	(94.32)	215.95	(94.32)	-

Detail of Fund Receipts

For Fiscal: 2016-2017 Period Ending: 06/30/2017

		Original Total Budget	Current Total Budget	Period Activity	Fiscal Activity	Variance Favorable (Unfavorable)
<b>Fund: 8316 - INDIGENT INVESTMENT ACCOUNT</b>						
<b>Revenue</b>						
<u>8316-00-000-32020</u>	INTEREST INCOME	-	(3,088.50)	6,320.89	(3,088.50)	-
	<b>Revenue Total:</b>	-	(3,088.50)	6,320.89	(3,088.50)	-
	<b>Fund: 8316 - INDIGENT INVESTMENT ACCOUNT Total:</b>	-	(3,088.50)	6,320.89	(3,088.50)	-
<b>Fund: 8318 - NMB-T CASH MANAGEMENT ACCOUNT</b>						
<b>Revenue</b>						
<u>8318-00-000-32020</u>	INTEREST INCOME	-	5,447.12	9,533.06	5,447.12	-
	<b>Revenue Total:</b>	-	5,447.12	9,533.06	5,447.12	-
<u>8318-99-000-39998</u>	TRANSFER IN	-	199,284.19	-	199,284.19	-
	<b>Fund: 8318 - NMB-T CASH MANAGEMENT ACCOUNT Total:</b>	-	204,731.31	9,533.06	204,731.31	-
<b>Fund: 8320 - ECONOMIC DEVELOPMENT INCENTIVE ACCOUNT</b>						
<b>Revenue</b>						
<u>8320-00-000-32020</u>	INTEREST INCOME	-	3,786.59	(670.85)	3,786.59	-
	<b>Revenue Total:</b>	-	3,786.59	(670.85)	3,786.59	-
	<b>Fund: 8320 - ECONOMIC DEVELOPMENT INCENTIVE ACCOUNT Total:</b>	-	3,786.59	(670.85)	3,786.59	-
	<b>Report Total:</b>	15,389,977.00	32,580,228.70	1,995,243.21	32,580,228.70	-



Sandoval County, NM

# Detail of Fund Receipts

## Account Summary

For Fiscal: 2016-2017 Period Ending: 06/30/2017

		Original Total Budget	Current Total Budget	Period Activity	Fiscal Activity	Variance Favorable (Unfavorable)
<b>Fund: 8390 - INMATE CUSTODIAL ACCOUNT</b>						
<b>Revenue</b>						
<u>8390-99-000-30030</u>	INITIATING BALANCE	-	-	-	73,331.74	73,331.74
<u>8390-99-000-31876</u>	INMATE CUSTODIAL DEPOSITS	-	-	54,413.99	316,919.45	316,919.45
	<b>Revenue Total:</b>	-	-	<b>54,413.99</b>	<b>390,251.19</b>	<b>390,251.19</b>
	<b>Fund: 8390 - INMATE CUSTODIAL ACCOUNT Total:</b>	-	-	<b>54,413.99</b>	<b>390,251.19</b>	<b>390,251.19</b>
<b>Fund: 8392 - INMATE ACTIVITIES ACCOUNT</b>						
<b>Revenue</b>						
<u>8392-99-000-30030</u>	INITIATING BALANCE	-	74,705.09	-	74,705.09	-
<u>8392-99-000-31432</u>	COMMISSARY COMMISSIONS	-	40.00	-	40.00	-
	<b>Revenue Total:</b>	-	<b>74,745.09</b>	-	<b>74,745.09</b>	-
<u>8392-99-000-39999</u>	TRANSFER OUT	-	(74,745.09)	-	(74,745.09)	-
	<b>Fund: 8392 - INMATE ACTIVITIES ACCOUNT Total:</b>	-	-	-	-	-
<b>Fund: 8394 - DETENTION BOND ACCOUNT</b>						
<b>Revenue</b>						
<u>8394-99-000-30030</u>	INITIATING BALANCE	-	-	-	9,222.85	9,222.85
	<b>Revenue Total:</b>	-	-	-	<b>9,222.85</b>	<b>9,222.85</b>
<u>8394-99-000-39999</u>	TRANSFER OUT	-	(8,222.85)	-	(8,222.85)	-
	<b>Fund: 8394 - DETENTION BOND ACCOUNT Total:</b>	-	<b>(8,222.85)</b>	-	<b>1,000.00</b>	<b>9,222.85</b>
<b>Fund: 8396 - INMATE ACCOUNT (PRIOR ACCT)</b>						
<b>Revenue</b>						
<u>8396-99-000-30030</u>	INITIATING BALANCE	-	-	-	7,263.71	7,263.71
	<b>Revenue Total:</b>	-	-	-	<b>7,263.71</b>	<b>7,263.71</b>
<u>8396-99-000-39999</u>	TRANSFER OUT	-	(686.51)	(686.51)	(686.51)	-
	<b>Fund: 8396 - INMATE ACCOUNT (PRIOR ACCT) Total:</b>	-	<b>(686.51)</b>	<b>(686.51)</b>	<b>6,577.20</b>	<b>7,263.71</b>
<b>Fund: 8999 - ARCHIVE - EMPLOYEE INSURANCE</b>						
<b>Revenue</b>						
<u>8999-99-000-30150</u>	INSURANCE PREMIUM	-	-	304,313.71	3,915,792.42	3,915,792.42
<u>8999-99-000-31760</u>	REFUNDS AND REIMBURSEMENTS	-	-	509.52	4,279.69	4,279.69
	<b>Revenue Total:</b>	-	-	<b>304,823.23</b>	<b>3,920,072.11</b>	<b>3,920,072.11</b>
	<b>Fund: 8999 - ARCHIVE - EMPLOYEE INSURANCE Total:</b>	-	-	<b>304,823.23</b>	<b>3,920,072.11</b>	<b>3,920,072.11</b>
<b>Fund: 9950 - FLEX PAYMENT ACCOUNT (NON COUNTY ACCT)</b>						
<b>Revenue</b>						
<u>9950-00-000-31760</u>	REFUNDS AND REIMBURSEMENTS	-	-	20.00	50.00	50.00
<u>9950-00-000-35500</u>	EMPLOYEE CONTRIBUTIONS	-	-	7,897.03	104,382.29	104,382.29
	<b>Revenue Total:</b>	-	-	<b>7,917.03</b>	<b>104,432.29</b>	<b>104,432.29</b>
	<b>Fund: 9950 - FLEX PAYMENT ACCOUNT (NON COUNTY ACCT) Total:</b>	-	-	<b>7,917.03</b>	<b>104,432.29</b>	<b>104,432.29</b>
	<b>Report Total:</b>	-	<b>(8,909.36)</b>	<b>366,467.74</b>	<b>4,422,332.79</b>	<b>4,431,242.15</b>

**FINANCIAL REPORT OF THE COUNTY TREASURER  
TAX SCHEDULE MAINTENANCE REPORT  
FOR MONTH OF JUNE 2017**

104th FY  
SANDOVAL COUNTY

TAX YEAR	TOTAL TAXES CHARGED TO TREASURER	TOTAL NET ADJUSTMENTS TO DATE	NET TAXES CHARGED TO TREASURER	TAXES COLLECTED THIS MONTH	TAXES COLLECTED TO DATE	TAXES UNCOLLECTED TO DATE	PERCENTAGE COLLECTED
2007	\$77,276,665.38	(1,800,288.40) *	75,476,376.98	\$1,998.55	\$75,365,526.96	\$110,850.02	99.85%
2008	\$88,851,913.70	(853,874.28) *	87,998,039.42	\$1,621.16	\$87,792,685.24	\$205,354.18	99.77%
2009	\$113,377,538.50	(2,695,581.94) **	110,681,956.56	\$2,598.05	\$110,205,864.73	\$476,091.83	99.57%
2010	\$115,121,965.22	(1,371,707.17) **	113,750,258.05	\$2,397.83	\$113,377,889.65	\$372,368.40	99.67%
2011	\$111,937,985.80	66,633.52	112,004,619.32	\$4,182.20	\$111,611,493.02	\$393,126.30	99.65%
2012	\$114,443,115.48	(73,090.38)	114,370,025.10	\$5,630.51	\$113,883,745.52	\$486,279.58	99.57%
2013	\$115,726,180.71	(88,388.50)	115,637,792.21	\$10,292.90	\$115,050,977.81	\$586,814.40	99.49%
2014	\$115,146,019.09	773,301.64	115,919,320.73	\$187,439.84	\$115,072,297.95	\$847,022.78	99.27%
2015	\$118,878,983.27	173,093.40	119,052,076.67	\$105,303.76	\$117,327,161.19	\$1,724,915.48	98.55%
Sub Total	\$970,760,367.15	-\$5,869,902.11	\$964,890,465.04	\$321,464.80	\$959,687,642.07	\$5,202,822.97	99.46%
2016	\$124,297,473.78	21,182.98	124,318,656.76	\$1,024,029.32	\$120,420,512.13	\$3,898,144.63	96.86%
TOTALS	1,095,057,840.93	(5,848,719.13)	1,089,209,121.80	1,345,494.12	1,080,108,154.20	9,100,967.60	99.16%

\* Total includes abatements and paid taxes on closed accounts before the 2009 conversion.

\*\*Adjustments for 2009 and 2010 include an unusually large number of property tax protests submitted for those tax years.

**FINANCIAL REPORT OF THE COUNTY TREASURER  
STATEMENT OF DEBT  
FOR THE MONTH OF JUNE 2017**

104th FY  
SANDOVAL COUNTY

<b>PURPOSE</b>	<b>DATE OF ISSUE</b>	<b>RATE OR AVERAGE RATE</b>	<b>ORIGINAL AMOUNT OF ISSUE</b>	<b>REDEEMED THIS MONTH</b>	<b>PRINCIPAL AMOUNT OUTSTANDING</b>	<b>TOTAL INTEREST REQUIRED</b>	<b>INTEREST PAID THIS MONTH</b>	<b>INTEREST PAID TO DATE</b>	<b>INTEREST OUT-STANDING</b>
<b>GENERAL OBLIGATION / PROPERTY TAX BASED BONDS AND LOANS</b>									
2016 GO REFUNDING LOAN	12-16	1.40%	1,470,000	0.00	1,470,000	47,801.48	9,196.06	9,196.06	38,605.42
2015 GO BONDS	05-15	2.00%	5,250,000	0.00	4,565,000	1,300,586.67	0.00	289,836.67	1,010,750.00
2013 GO BOND	11-13	2.00%	4,775,000	0.00	3,950,000	924,151.67	0.00	433,226.67	490,925.00
2012 GO BOND	11-12	2.00%	5,835,000	0.00	2,530,000	444,855.83	0.00	394,355.83	50,500.00
2011 GO BOND	12-11	2.00%	3,250,000	0.00	1,335,000	284,600.69	0.00	244,150.69	40,450.00
2000 PLACITAS HOMESTEAD BOND	03-00	6.51%	295,000	0.00	65,000	214,687.71	0.00	208,281.46	6,406.25
		<b>TOTALS</b>	<b>20,875,000.00</b>	<b>0.00</b>	<b>13,915,000.00</b>	<b>3,216,684.05</b>	<b>9,196.06</b>	<b>1,579,047.38</b>	<b>1,637,636.67</b>
<b>REVENUE BONDS AND LOANS</b>									
2017 GASOLINE TAX REFUNDING LOAN	03-17	2.25%	1,195,513	105,660.58	1,089,852	40,725.76	6,724.76	6,724.76	34,001.00
2016 PILT REFUNDING LOAN	12-16	1.44%	6,080,000	0.00	6,080,000	492,058.50	39,054.00	39,054.00	453,004.50
2016 GRT REVENUE	10-16	4.50%	6,845,000	0.00	6,845,000	2,267,228.10	0.00	153,552.96	2,113,675.14
2015 FIRE PROTECTION BOND	03-15	1.95%	2,025,000	0.00	1,240,000	122,150.99	0.00	72,800.00	49,350.99
2014 INCENTIVE PAYMENT REVENUE BOND**	07-14	2.09%	42,935,000	0.00	24,635,000	3,365,081.48	0.00	2,140,448.58	1,224,632.90
2013 NMFA LANDFILL PROJECT LOAN	11-13	2.10%	7,040,000	0.00	6,120,000	2,754,909.50	0.00	1,082,555.00	1,692,354.50
2013 NMFA LANDFILL REFUNDING LOAN	08-13	0.31%	2,146,263	0.00	461,491	52,440.76	0.00	47,225.92	5,214.84
2012 DETENTION REFUNDING LOAN - CUBA	10-12	3.84%	4,339,661	0.00	3,522,654	1,880,070.75	0.00	638,674.77	1,241,395.98
2010 INFRASTRUCTURE REFUNDING BOND	05-10	4.00%	2,650,000	0.00	1,915,000	1,246,454.59	0.00	634,723.33	611,731.26
2007 GRT REVENUE	06-07	4.50%	10,000,000	0.00	7,195,000	6,866,897.26	0.00	3,709,457.26	3,157,440.00
		<b>TOTALS</b>	<b>85,256,436.98</b>	<b>105,660.58</b>	<b>59,103,997.42</b>	<b>19,088,017.69</b>	<b>45,778.76</b>	<b>8,505,216.58</b>	<b>10,582,801.11</b>
<b>NEW MEXICO FINANCE AUTHORITY LOANS FOR FIRE EQUIPMENT</b>									
2013 NMFA FIRE EQUIP LOAN (ZIA VFD)	08-13	1.63%	48,363	0.00	30,018.00	4,336.22	0.00	2,290.06	2,046.16

**FINANCIAL REPORT OF THE COUNTY TREASURER  
STATEMENT OF DEBT  
FOR THE MONTH OF JUNE 2017**

104th FY  
SANDOVAL COUNTY

PURPOSE	DATE OF ISSUE	RATE OR AVERAGE RATE	ORIGINAL AMOUNT OF ISSUE	REDEEMED THIS MONTH	PRINCIPAL AMOUNT OUTSTANDING	TOTAL INTEREST REQUIRED	INTEREST PAID THIS MONTH	INTEREST PAID TO DATE	INTEREST OUTSTANDING
2013 NMFA FIRE EQUIP LOAN (REGINA VFD)	06-13	1.63%	78,590	0.00	48,780.00	7,046.52	0.00	3,721.38	3,325.14
2013 NMFA FIRE EQUIP LOAN (PONDEROSAVFD)	06-13	1.63%	118,892	0.00	73,796.00	10,660.23	0.00	5,629.85	5,030.38
2013 NMFA FIRE EQUIP LOAN (SOUTH VFD)	06-13	1.63%	131,990	0.00	81,925.00	11,834.45	0.00	6,249.99	5,584.46
2013 NMFA FIRE EQUIP LOAN (LA MADERA VFD)	06-13	0.81%	28,212	0.00	5,880.00	665.53	0.00	604.37	61.16
2010 NMFA FIRE EQUIP LOAN (SOUTH VFD)	08-10	2.80%	201,985	0.00	86,637.00	36,131.60	0.00	28,887.42	7,244.18
2010 NMFA FIRE EQUIP LOAN (ALGODONES VFD)	08-10	2.80%	79,170	0.00	33,958.00	14,162.09	0.00	11,322.69	2,839.40
2010 NMFA FIRE EQUIP LOAN (PONDEROSA VFD)	08-10	2.80%	157,675	0.00	67,632.00	28,205.35	0.00	22,550.21	5,655.14
<b>TOTALS</b>			<b>844,877.00</b>	<b>0.00</b>	<b>428,626.00</b>	<b>113,041.99</b>	<b>0.00</b>	<b>81,255.97</b>	<b>31,786.02</b>
<b>GRAND TOTAL</b>			<b>106,976,313.98</b>	<b>108,660.58</b>	<b>73,447,623.42</b>	<b>22,417,743.73</b>	<b>54,974.82</b>	<b>10,165,519.93</b>	<b>12,252,223.80</b>

**MATURED AND REFUNDED BONDS**

2010 ACQUISITION AND REFUNDING BOND (1)	04-10	3.00%	2,150,000	0.00	0.00	197,550.00	0.00	197,550.00	0.00
2005 FIRE PROTECTION BOND (2)	03-05	3.00%	5,000,000	0.00	0.00	1,461,106.28	0.00	1,461,106.28	0.00
2005 INCENTIVE PAYMENT REVENUE BOND (3)	09-05	3.50%	55,000,000	0.00	0.00	31,449,404.11	0.00	24,039,935.35	0.00
1999 GRT REFUNDING & IMPROVEMENT (4)	03-99	4.55%	4,800,000	0.00	0.00	2,054,139.47	0.00	2,054,139.47	0.00
2006 GO BOND (5)	12-06	4.00%	3,250,000	0.00	0.00	1,225,964.21	0.00	1,084,021.71	0.00
2007 PILT REVENUE BOND (6)	03-07	4.50%	10,000,000	0.00	0.00	4,728,746.83	0.00	3,267,389.33	0.00

\*\* Payments for the Incentive Revenue Bonds are provided by the Intel Corporation under agreement.

- (1) 2010 Acquisition Bond matured 4/1/2015
- (2) 2005 Fire Protection Bond refunded 3/15/2015 with proceeds from the 2015 Fire Protection Bond
- (3) 2005 Incentive Revenue Bonds refunded 6/1/2015 with proceeds from the 2014 Incentive Payment Revenue Bonds
- (4) 1999 GRT Refunding & Improvement Bond matured 3/15/2015
- (5) 2006 GO Bond refunded 12/15/16 with proceeds from the 2016 GO Refunding Loan
- (6) 2007 PILT Revenue Bond refunded 12/15/16 with proceeds from the 2016 PILT Refunding Loan



**JUNE 2017**  
**INVESTMENT ACCOUNTS SUMMARY**

**NEW MEXICO BANK & TRUST WEALTH MANAGEMENT - JANUARY 1, 2017 THROUGH DECEMBER 31, 2017**

ALL ACCOUNTS	SANDOVAL BOND RESERVE ACCOUNT*	2012 AMI KIDS BOND	AMI KIDS MAINTENANCE FUND	2015 LIBRARY BOND	SANDOVAL PILT REV BOND RESERVE FUND Closed 12/15/16	TOTAL OF ALL RESERVE, BOND, AND AGENCY FUND ACCOUNTS
	YEAR TO DATE	YEAR TO DATE	YEAR TO DATE	YEAR TO DATE	YEAR TO DATE	YEAR TO DATE
Beginning Value as of January 1, 2017	\$ 351,118.85	\$ 392,401.81	\$ 90,588.00	\$ 2,291,624.63	\$ 808,539.26	\$ 3,934,272.55
Cash/Security Transfers	\$ (124,620.19)	\$ (21.29)	\$ (6.58)	\$ (103.34)	\$ (74,773.42)	\$ (199,524.82)
Contributions	\$ -	\$ -	\$ -	\$ -	\$ -	\$ -
Income	\$ 941.97	\$ 2,310.38	\$ 623.73	\$ 16,339.38	\$ 5,406.12	\$ 25,621.58
Fees	\$ (219.38)	\$ (295.04)	\$ (91.16)	\$ (1,356.90)	\$ (1,185.70)	\$ (3,148.18)
Withdrawals	\$ -	\$ -	\$ -	\$ (1,083,274.67)	\$ (739,226.26)	\$ (1,822,500.93)
Change in account value	\$ 294.34	\$ 692.47	\$ 675.71	\$ 19,709.47	\$ 1,240.00	\$ 22,611.99
Market Value as of May 31, 2017	\$ 227,515.59	\$ 395,088.33	\$ 91,789.70	\$ 1,242,938.57	***closed	\$ 1,957,332.19

\*\*Cash Management account combined with NMB-T Cash Management ALM account September 2015.

**NEW MEXICO BANK & TRUST WEALTH MANAGEMENT - JANUARY 1, 2017 THROUGH DECEMBER 31, 2017**

ALL ACCOUNTS	SANDOVAL GENERAL FUND ACCOUNT	SANDOVAL CASH MANAGEMENT **ACCOUNT*	ECONOMIC DEVELOPMENT INCENTIVE FUND	SANDOVAL COUNTY INDIGENT FUND	TOTAL OF ALL GENERAL FUND ACCOUNTS	TOTAL OF ALL INVESTMENT ACCOUNTS
	YEAR TO DATE	YEAR TO DATE	YEAR TO DATE	YEAR TO DATE	YEAR TO DATE	YEAR TO DATE
Beginning Value as of January 1, 2017	\$ 4,499,096.70	\$ 6,698,794.42	\$ 1,057,509.64	\$ 3,012,933.66	\$ 15,268,334.42	\$ 19,202,606.97
Cash/Security Transfers	\$ (244.46)	\$ 124,170.64	\$ (57.40)	\$ (218.47)	\$ 123,650.31	\$ (75,874.51)
Contributions	\$ -	\$ -	\$ -	\$ -	\$ -	\$ -
Income	\$ 25,924.52	\$ 52,010.14	\$ 6,125.05	\$ 25,470.20	\$ 109,529.91	\$ 135,151.49
Fees	\$ (3,386.29)	\$ (6,428.16)	\$ (795.08)	\$ (3,025.87)	\$ (13,635.40)	\$ (16,783.58)
Withdrawals	\$ -	\$ -	\$ -	\$ -	\$ -	\$ (1,822,500.93)
Change in account value	\$ 8,080.56	\$ 11,544.96	\$ 1,799.52	\$ 3,500.91	\$ 24,925.95	\$ 47,537.94
Market Value as of May 31, 2017	\$ 4,529,471.03	\$ 6,880,092.00	\$ 1,064,581.73	\$ 3,038,660.43	\$ 15,512,805.19	\$ 17,470,137.38

\*\*\* PILT Revenue Bond Reserve Fund closed December 15, 2016 with the transfer of \$739,226.26 toward the refunding of the 2007 PILT Revenue Bond.

Remaining balance deposited to Cash Management Account.

Overview of your account -  County of Sandoval - Bond Reserve

### Activity summary

	This period (\$)	Year to date (\$)
Beginning market value	227,092.73	351,118.85
Cash and security transfers	-2.07	-124,620.19
Contributions	0.00	0.00
Income & Capital Gain Distributions	876.61	941.97
Fees	-28.43	-219.38
Withdrawals	0.00	0.00
Change in account value	-423.25	294.34
<b>Market value on Jun 30, 2017</b>	<b>\$227,515.59</b>	<b>\$227,515.59</b>

### Income earned


	This period (\$)	Year to date (\$)
Taxable income	876.61	941.97
Tax-exempt income	0.00	0.00
Tax-deferred income	0.00	0.00
<b>Total income earned</b>	<b>\$876.61</b>	<b>\$941.97</b>
<b>Total short term realized capital gain/loss</b>	<b>\$0.00</b>	<b>-\$600.00</b>
<b>Total long term realized capital gain/loss</b>	<b>\$0.00</b>	<b>\$0.00</b>
<b>Total realized capital gain/loss</b>	<b>\$0.00</b>	<b>-\$600.00</b>

*This summary is for your reference. It is not intended for tax-reporting purposes. Taxable income is taxable at the federal level and may be taxable at the state level.*

### Asset Allocation on June 30, 2017

	Market value (\$)	Percent
■ Fixed Income	224,187.75	99%
■ Cash and Cash Equivalents	3,327.84	1%
<b>Total of your account</b>	<b>\$227,515.59</b>	<b>100%</b>

*Pending Transactions could include any of the following items: overdrawn portfolios within the account, cash transfers posted after the last sweep run at month end, purchases placed after the last sweep run at month end, non marketable securities that are classified as liabilities or assets in the account with negative market value.*



Overview of your account - XXXXXXXXXX County of Sandoval - 2012 AMI Kids Bond

### Activity summary

	This period (\$)	Year to date (\$)
Beginning market value	395,376.64	392,401.81
Cash and security transfers	-3.61	-21.29
Contributions	0.00	0.00
Income & Capital Gain Distributions	379.19	2,310.38
Fees	-49.44	-295.04
Withdrawals	0.00	0.00
Change in account value	-614.45	692.47
<b>Market value on Jun 30, 2017</b>	<b>\$895,088.88</b>	<b>\$895,088.88</b>

### Income earned


	This period (\$)	Year to date (\$)
Taxable income	379.19	2,310.38
Tax-exempt income	0.00	0.00
Tax-deferred income	0.00	0.00
<b>Total income earned</b>	<b>\$879.19</b>	<b>\$2,310.38</b>
Total short term realized capital gain/loss	\$0.00	\$0.00
Total long term realized capital gain/loss	\$0.00	\$0.00
<b>Total realized capital gain/loss</b>	<b>\$0.00</b>	<b>\$0.00</b>

*This summary is for your reference. It is not intended for tax-reporting purposes. Taxable income is taxable at the federal level and may be taxable at the state level.*

### Asset Allocation on June 30, 2017

	Market value (\$)	Percent
■ Fixed Income	388,669.32	98%
■ Cash and Cash Equivalents	6,419.01	2%
<b>Total of your account</b>	<b>\$895,088.88</b>	<b>100%</b>

*Pending Transactions could include any of the following items: overdrawn portfolios within the account, cash transfers posted after the last sweep run at month end, purchases placed after the last sweep run at month end, non marketable securities that are classified as liabilities or assets in the account with negative market value.*



Overview of your account - [Redacted] County of Sandoval-2012 AMI Kids Maint R

### Activity summary

	This period (\$)	Year to date (\$)
Beginning market value	91,573.75	90,588.00
Cash and security transfers	-1.11	-6.58
Contributions	0.00	0.00
Income & Capital Gain Distributions	2.28	623.73
Fees	-15.30	-91.16
Withdrawals	0.00	0.00
Change in account value	230.08	675.71
<b>Market value on Jun 30, 2017</b>	<b>\$91,789.70</b>	<b>\$91,789.70</b>

### Income earned


	This period (\$)	Year to date (\$)
Taxable income	0.00	0.00
Tax-exempt income	2.28	623.73
Tax-deferred income	0.00	0.00
<b>Total income earned</b>	<b>\$2.28</b>	<b>\$628.73</b>
<b>Total short term realized capital gain/loss</b>	<b>\$0.00</b>	<b>\$0.00</b>
<b>Total long term realized capital gain/loss</b>	<b>\$0.00</b>	<b>\$0.00</b>
<b>Total realized capital gain/loss</b>	<b>\$0.00</b>	<b>\$0.00</b>

*This summary is for your reference. It is not intended for tax-reporting purposes. Taxable income is taxable at the federal level and may be taxable at the state level.*

### Asset Allocation on June 30, 2017

	Market value (\$)	Percent
■ Fixed Income	88,389.35	96%
■ Cash and Cash Equivalents	3,400.35	4%
<b>Total of your account</b>	<b>\$91,789.70</b>	<b>100%</b>

*Pending Transactions could include any of the following items: overdrawn portfolios within the account, cash transfers posted after the last sweep run at month end, purchases placed after the last sweep run at month end, non marketable securities that are classified as liabilities or assets in the account with negative market value.*



Overview of your account -  County of Sandoval - 2015 Library Bond Fund

### Activity summary

	This period (\$)	Year to date (\$)
Beginning market value	1,746,243.51	2,291,624.63
Cash and security transfers	-15.92	-103.34
Contributions	0.00	0.00
Income & Capital Gain Distributions	1,990.91	16,339.38
Fees	-213.02	-1,356.90
Withdrawals	-515,000.00	-1,083,274.67
Change in account value	9,933.09	19,709.47
Market value on Jun 30, 2017	\$1,242,938.57	\$1,242,938.57

### Income earned


	This period (\$)	Year to date (\$)
Taxable income	1,990.91	16,339.38
Tax-exempt income	0.00	0.00
Tax-deferred income	0.00	0.00
<b>Total income earned</b>	<b>\$1,990.91</b>	<b>\$16,339.38</b>
<b>Total short term realized capital gain/loss</b>	<b>\$7,871.09</b>	<b>\$7,867.68</b>
<b>Total long term realized capital gain/loss</b>	<b>\$0.00</b>	<b>\$0.00</b>
<b>Total realized capital gain/loss</b>	<b>\$7,871.09</b>	<b>\$7,867.68</b>

This summary is for your reference. It is not intended for tax-reporting purposes. Taxable income is taxable at the federal level and may be taxable at the state level.

### Asset Allocation on June 30, 2017

	Market value (\$)	Percent
■ Fixed Income	1,238,578.50	100%
■ Cash and Cash Equivalents	4,360.07	0%
<b>Total of your account</b>	<b>\$1,242,938.57</b>	<b>100%</b>

Pending Transactions could include any of the following items: overdrawn portfolios within the account, cash transfers posted after the last sweep run at month end, purchases placed after the last sweep run at month end, non marketable securities that are classified as liabilities or assets in the account with negative market value.



Overview of your account -  County of Sandeoval - General Fund

### Activity summary

	This period (\$)	Year to date (\$)
Beginning market value	4,531,950.01	4,499,096.70
Cash and security transfers	-41.36	-244.46
Contributions	0.00	0.00
Income & Capital Gain Distributions	7,419.81	25,924.52
Fees	-566.78	-3,386.29
Withdrawals	0.00	0.00
Change in account value	-9,290.65	8,080.56
<b>Market value on Jun 30, 2017</b>	<b>\$4,529,471.03</b>	<b>\$4,529,471.03</b>

### Income earned


	This period (\$)	Year to date (\$)
Taxable income	7,419.81	25,924.52
Tax-exempt income	0.00	0.00
Tax-deferred income	0.00	0.00
<b>Total income earned</b>	<b>\$7,419.81</b>	<b>\$25,924.52</b>
<b>Total short term realized capital gain/loss</b>	<b>\$0.00</b>	<b>\$0.00</b>
<b>Total long term realized capital gain/loss</b>	<b>-\$466.86</b>	<b>-\$3,706.61</b>
<b>Total realized capital gain/loss</b>	<b>-\$466.86</b>	<b>-\$3,706.61</b>

*This summary is for your reference. It is not intended for tax-reporting purposes. Taxable income is taxable at the federal level and may be taxable at the state level.*

### Asset Allocation on June 30, 2017

	Market value (\$)	Percent
■ Fixed Income	4,041,678.39	89%
■ Cash and Cash Equivalents	487,792.64	11%
<b>Total of your account</b>	<b>\$4,529,471.03</b>	<b>100%</b>

*Pending Transactions could include any of the following items: overdrawn portfolios within the account, cash transfers posted after the last sweep run at month end, purchases placed after the last sweep run at month end, non marketable securities that are classified as liabilities or assets in the account with negative market value.*



Overview of your account - [REDACTED] County of Sandoval Cash Management ALM

### Activity summary

	This period (\$)	Year to date (\$)
Beginning market value	6,870,558.94	6,698,794.42
Cash and security transfers	-79.08	124,170.64
Contributions	0.00	0.00
Income & Capital Gain Distributions	11,884.44	52,010.14
Fees	-1,083.30	-6,428.16
Withdrawals	0.00	0.00
Change in account value	-1,189.00	11,544.96
<b>Market value on Jun 30, 2017</b>	<b>\$6,880,092.00</b>	<b>\$6,880,092.00</b>

### Income earned


	This period (\$)	Year to date (\$)
Taxable income	11,884.44	52,010.14
Tax-exempt income	0.00	0.00
Tax-deferred income	0.00	0.00
<b>Total income earned</b>	<b>\$11,884.44</b>	<b>\$52,010.14</b>
<b>Total short term realized capital gain/loss</b>	<b>\$0.00</b>	<b>\$0.00</b>
<b>Total long term realized capital gain/loss</b>	<b>\$0.00</b>	<b>-\$54,088.61</b>
<b>Total realized capital gain/loss</b>	<b>\$0.00</b>	<b>-\$54,088.61</b>

*This summary is for your reference. It is not intended for tax-reporting purposes. Taxable income is taxable at the federal level and may be taxable at the state level.*

### Asset Allocation on June 30, 2017

	Market value (\$)	Percent
■ Fixed Income	6,213,138.49	90%
■ Cash and Cash Equivalents	666,953.51	10%
<b>Total of your account</b>	<b>\$6,880,092.00</b>	<b>100%</b>

*Pending Transactions could include any of the following items: overdrawn portfolios within the account, cash transfers posted after the last sweep run at month end, purchases placed after the last sweep run at month end, non marketable securities that are classified as liabilities or assets in the account with negative market value.*



Overview of your account - [REDACTED] County of Sandoval - New Economic Development Incentive Account

### Activity summary

	This period (\$)	Year to date (\$)
Beginning market value	1,065,252.58	1,057,509.64
Cash and security transfers	-9.72	-57.40
Contributions	0.00	0.00
Income & Capital Gain Distributions	1,065.28	6,125.05
Fees	-133.21	-795.08
Withdrawals	0.00	0.00
Change in account value	-1,593.20	1,799.52
<b>Market value on Jun 30, 2017</b>	<b>\$1,064,581.78</b>	<b>\$1,064,581.78</b>

### Income earned


	This period (\$)	Year to date (\$)
Taxable income	1,065.28	6,125.05
Tax-exempt income	0.00	0.00
Tax-deferred income	0.00	0.00
<b>Total income earned</b>	<b>\$1,065.28</b>	<b>\$6,125.05</b>
Total short term realized capital gain/loss	\$0.00	\$0.00
Total long term realized capital gain/loss	\$0.00	\$0.00
<b>Total realized capital gain/loss</b>	<b>\$0.00</b>	<b>\$0.00</b>

*This summary is for your reference. It is not intended for tax-reporting purposes. Taxable income is taxable at the federal level and may be taxable at the state level.*

### Asset Allocation on June 30, 2017

	Market value (\$)	Percent
■ Fixed Income	1,041,311.29	98%
■ Cash and Cash Equivalents	23,270.44	2%
<b>Total of your account</b>	<b>\$1,064,581.78</b>	<b>100%</b>

*Pending Transactions could include any of the following items: overdrawn portfolios within the account, cash transfers posted after the last sweep run at month end, purchases placed after the last sweep run at month end, non marketable securities that are classified as liabilities or assets in the account with negative market value.*





Overview of your account - [REDACTED] County of Sandoval Indigent Needs ALM

### Activity summary

	This period (\$)	Year to date (\$)
Beginning market value	3,032,339.54	3,012,933.66
Cash and security transfers	-36.91	-218.47
Contributions	0.00	0.00
Income & Capital Gain Distributions	6,823.88	25,470.20
Fees	-505.73	-3,025.87
Withdrawals	0.00	0.00
Change in account value	39.65	3,500.91
<b>Market value on Jun 30, 2017</b>	<b>\$3,038,660.48</b>	<b>\$3,038,660.48</b>

### Income earned

	This period (\$)	Year to date (\$)
Taxable income	6,823.88	25,470.20
Tax-exempt income	0.00	0.00
Tax-deferred income	0.00	0.00
<b>Total income earned</b>	<b>\$6,823.88</b>	<b>\$25,470.20</b>
Total short term realized capital gain/loss	\$0.00	\$0.00
Total long term realized capital gain/loss	\$0.00	-\$28,865.89
<b>Total realized capital gain/loss</b>	<b>\$0.00</b>	<b>-\$28,865.89</b>

*This summary is for your reference. It is not intended for tax-reporting purposes. Taxable income is taxable at the federal level and may be taxable at the state level.*

### Asset Allocation on June 30, 2017

	Market value (\$)	Percent
■ Fixed Income	2,726,490.12	90%
■ Cash and Cash Equivalents	312,170.31	10%
<b>Total of your account</b>	<b>\$3,038,660.48</b>	<b>100%</b>

*Pending Transactions could include any of the following items: overdrawn portfolios within the account, cash transfers posted after the last sweep run at month end, purchases placed after the last sweep run at month end, non marketable securities that are classified as liabilities or assets in the account with negative market value.*

