



Sandoval County Treasurer's Financial Report



For the Month of April 2017

May 17, 2017



Treasury Accountant/Treasury Controller



Sandoval County Treasurer

SANDOVAL COUNTY TREASURER'S FINANCIAL REPORT

APRIL 2017

Detail of Fund Balances	01-03
Detail of Fund Receipts	04-18
Tax Maintenance Schedule	19
Statement of Bonded Debt	20-21
Record of County Investments	22-31

FINANCIAL REPORT OF THE COUNTY TREASURER
 DETAIL OF FUNDS
 FOR THE MONTH OF APRIL 2017

104th FY
 SANDOVAL COUNTY

FUND	CODE	BALANCE July 1, 2016	RECEIPTS TO DATE	TRANSFERS TO DATE	DISBURSED TO DATE	TREASURER'S BALANCE
SECTION A1 (BUDGETED FUNDS-LIMITED)						
GENERAL FUND (401)	1010	8,767,604.13	22,570,914.09	(8,557,921.79)	(15,056,032.33)	7,724,564.10
ROAD FUND (402)	2010	4,026,769.18	1,169,864.90	1,655,969.00	(3,455,974.47)	3,396,628.61
FARM & RANGE FUND (403)	2020	30,106.02	14,456.42	-	-	44,562.44
BUILDING MAINT & CONSTRUCTION (458)	2040	3,667,872.10	-	505,175.00	(766,280.98)	3,406,766.12
SACO CAPITAL OUTLAY PROJECTS (462)	2041	6,176,396.98	24,923.95	275,000.00	(213,384.34)	6,262,936.59
SOLID WASTE (504)	2050	1,373,942.62	2,256,598.69	33,941.00	(1,492,160.91)	2,172,321.40
LANDFILL CLOSURE (505)	2060	930,438.20	-	-	-	930,438.20
CLERKS EQUIPMENT RECORDING FEES (415)	2070	925,795.75	157,780.00	-	(78,876.93)	1,004,698.82
DETENTION (609)	2090	371,799.70	5,293,336.75	3,254,090.94	(9,029,993.16)	(110,765.77)
E-911 COMMUNICATIONS (418)	2130	482,273.30	75,298.58	632,841.00	(796,557.56)	393,855.32
INDIGENT FUND (406)	2250	5,557,351.90	1,655,487.22	-	(943,367.94)	6,269,471.18
PROPERTY VALUATION (499)	2300	683,827.90	724,908.49	-	(1,003,193.06)	405,543.33
JUVENILE DETENTION (608)	2350	257,332.46	185,146.50	402,446.00	(973,704.93)	(128,779.97)
JUVENILE CONTINUUM (607)	2351	(50,105.92)	248,722.10	41,672.00	(249,310.65)	(9,022.47)
RECREATION FUND (404)	2380	15,897.12	423.00	-	-	16,320.12
SW YOUTH SOCCER COMPLEX (405)	2390	-	80,000.00	-	(80,000.00)	-
SACO PROJECT FUND (420)	3010	89,122.25	-	(4,850.00)	(13,679.65)	70,592.60
SACO DEPARTMENTAL GRANTS	3020	-	7,314.58	-	(4,463.83)	2,850.75
SHERIFF'S OVERTIME GRANTS (421)	3040	9,017.81	125,492.37	-	(123,718.65)	10,791.53
SHERIFF'S CARE FUND (416)	3050	435.93	-	-	(322.36)	113.57
LAW ENFORCEMENT PROTECTION (423)	3080	19,533.94	55,800.00	-	(35,651.30)	39,682.64
COMCAST CABLE COMMUNICATIONS (425)	3200	32,753.76	15,332.75	-	-	48,086.51
GIS MAPPING (450)	3210	15,582.81	6,761.85	-	(3,449.88)	18,894.78
FOREST RESERVE TITLE III (467)	3220	1,250.28	-	-	-	1,250.28
EMS/FIRE DEPARTMENT (610)	4010	36,630.86	1,336,744.92	594,408.00	(2,015,209.64)	(47,425.86)
SANDOVAL COUNTY 1/4 CENT (440)	4011	35,364.89	62,049.17	-	(20,417.22)	76,996.84
PLACITAS FIRE (408)	4012	121,667.66	350,994.00	-	(288,561.69)	184,099.97
ALGODONES FIRE (409)	4013	30,749.21	-	(0.21)	(30,749.00)	-
PENA BLANCA FIRE (410)	4014	46,673.77	67,703.00	-	(36,570.66)	77,806.11
PONDEROSA FIRE (411)	4015	182,218.96	222,091.00	-	(61,608.69)	342,701.27
LA MADERA FIRE (412)	4016	33,426.79	61,763.00	-	(66,742.17)	28,447.62
LA CUEVA FIRE (413)	4017	195,094.12	183,200.00	-	(90,046.32)	288,247.80
TORREON FIRE (417)	4019	29,330.40	50,448.00	-	(56,726.90)	23,051.50
ZIA PUEBLO FIRE (426)	4020	33,458.43	45,104.00	-	(22,239.27)	56,323.16
REGINA FIRE (407)	4021	54,102.72	150,616.00	-	(77,647.09)	127,071.63
SACO EMS (414)	4035	421.52	17,770.00	-	(17,556.23)	635.29
SANTO DOMINGO EMS (427)	4037	311.10	10,381.00	-	(5,815.82)	4,876.28
JEMEZ PUEBLO EMS (428)	4038	0.00	9,705.00	-	(9,458.43)	246.57
LA CUEVA EMS (430)	4039	92.82	7,420.00	-	(5,272.22)	2,240.60
PONDEROSA EMS (432)	4041	311.08	7,261.00	-	(5,189.69)	2,382.39
LA MADERA EMS (433)	4042	661.76	5,128.00	-	(5,212.03)	577.73
REGINA EMS (434)	4043	128.99	5,106.00	-	(4,837.61)	397.38
PENA BLANCA EMS (435)	4044	-	7,040.00	-	(5,305.44)	1,734.56
TORREON EMS (436)	4045	885.51	7,097.00	-	(6,147.49)	1,835.02
NAVAJO NATION EMS	4049	192.70	7,572.00	-	-	7,764.70
CUBA WASTEWATER /WATER TRUST BOARD	4071	-	-	-	-	-
FIRE PROTECTION FUND (452)	4170	15,472.61	71,685.00	-	(60,134.03)	27,023.58
SECTION A1 SUBTOTALS		34,202,194.12	37,355,440.33	(1,167,229.06)	-37,211,570.57	33,178,834.82

FINANCIAL REPORT OF THE COUNTY TREASURER
 DETAIL OF FUNDS
 FOR THE MONTH OF APRIL 2017

104th FY
 SANDOVAL COUNTY

FUND	CODE	BALANCE July 1, 2016	RECEIPTS TO DATE	TRANSFERS TO DATE	DISBURSED TO DATE	TREASURER'S BALANCE
SECTION A1 (BUDGETED FUNDS-LIMITED)						
WILDLAND REIMBURSEMENT (451)	4241	144,013.75	102,649.15	-	(76,257.70)	170,405.20
HOMELAND SECURITY (613)	4450	(607,571.32)	632,184.38	-	(2,977.62)	21,635.44
NM DEPT OF HEALTH/MATERNAL (500)	5000	301,965.94	55,737.35	56,466.00	(130,648.77)	283,520.52
SUBSTANCE ABUSE PROGRAM (501)	5010	27,948.37	48,455.68	-	(68,656.39)	7,747.66
D.W.I. GRANT (502)	5020	69,849.77	778,697.20	139,905.00	(1,054,466.43)	(66,014.46)
SHELTER PLUS CARE PROGRAM (612)	5050	2,071.23	195,843.25	28,317.00	(319,316.96)	(93,085.48)
COMMUNITY SERVICE-GRANTS	5100	-	-	3,704.00	(217.48)	3,486.52
SENIOR SUPPORT PROGRAM (602)	5250	1,163,590.73	-	873,482.00	(1,264,070.00)	773,002.73
SENIOR CITIZENS (604)	5260	204,927.63	878,087.66	98,845.00	(1,014,280.13)	167,580.16
SENIOR ANCILLARY (605)	5270	61,414.76	127,985.92	16,882.00	(150,760.11)	55,522.57
WATER PROJECT FUND (419)	6010	216,090.57	-	-	(51,643.84)	164,446.73
LOCAL ECONOMIC DEV ACT GRANT	6011	225,000.00	-	-	(225,000.00)	-
EL ZOCALO (443)	6020	159,063.99	82,885.00	-	(62,695.95)	179,253.04
COUNTY FAIRGROUNDS MANAGEMENT (449)	6030	832.57	5,018.08	32,596.00	(14,900.60)	23,546.05
FAIRGROUNDS RAID TIRE GRANT	6031	-	-	-	-	-
TOURISM-COOP ADV (506)	6090	27,051.50	30,000.00	-	(13,468.99)	43,582.51
LODGERS TAX (503)	6110	12,772.55	15,472.48	-	(12,066.02)	16,179.01
JEMEZ MTN. TRAIL GRANT (438)	6120	1,232.26	-	-	-	1,232.26
CELL TOWER FUND (444)	6130	134,054.63	51,000.00	-	(40,663.42)	144,391.21
P & Z SUBDIVISION FEE (441)	6131	10,315.78	-	-	(3,861.14)	6,454.64
LEGISLATIVE FUNDING (611)	6500	(79,562.23)	405,278.66	-	(393,961.99)	(68,245.56)
2011 GO LIBRARY BOND	6501	(0.00)	-	-	-	-
2015 LIBRARY BOND	6502	2,745,527.50	459.11	-	(771,151.46)	1,974,835.15
E911 COMMUNICATIONS BOND	6503	335,114.84	595.21	-	(32,683.54)	303,026.51
SECTION A1 SUBTOTALS		5,155,704.82	3,410,349.13	1,250,197.00	(5,703,748.54)	4,112,502.41
COUNTY FUND POOLED TOTALS		39,357,898.94	40,765,789.46	82,967.94	(42,915,319.11)	37,291,337.23

FINANCIAL REPORT OF THE COUNTY TREASURER

DETAIL OF FUNDS

FOR THE MONTH OF APRIL 2017

104th FY
SANDOVAL COUNTY

FUND	CODE	BALANCE July 1, 2016	RECEIPTS TO DATE	TRANSFERS TO DATE	DISBURSED TO DATE	TREASURER'S BALANCE
SECTION B (BONDS AND INVESTMENTS)						
BOND RESERVE RESTRICTED FUNDS (560)	8100	1,364.54	1.71	(1,366.25)	-	(0.00)
DEBT SERVICE (581)	8102	1,122,030.09	10,518,411.41	(121,893.75)	(10,878,948.04)	639,599.71
GO BOND DEBT SERVICE (562)	8104	2,959,997.69	2,123,774.90	-	(3,123,665.62)	1,960,106.97
2000 PLACITAS HMSTD. DEBT SERVICE (567)	8106	22,859.03	16,664.14	-	(24,687.50)	14,835.67
INCENTIVE BOND REVENUE	8108	1,266,723.74	637,646.75	-	-	1,904,370.49
INCENTIVE BOND DEBT SERVICE	8110	353,342.38	8,523,659.09	-	(345,471.28)	8,531,530.19
NMFA RESERVE - LANDFILL PROJECT LOAN	8112	710,510.98	7,430.02	-	(7,147.96)	710,793.04
NMFA RESERVE - LANDFILL SYSTEM LOAN	8114	216,611.29	2,265.17	-	(2,179.18)	216,697.28
NMFA ACCOUNT - PONDEROSA VFD	8116	61,013.80	18,560.67	-	(1,301.33)	78,273.14
NMFA ACCOUNT - ALGODONES VFD	8118	136.85	9,225.71	-	(653.40)	8,709.16
NMFA ACCOUNT - PLACITAS VFD	8120	79,496.61	23,780.88	-	(1,667.03)	101,610.46
NMFA ACCOUNT - LA MADERA VFD	8122	10.68	5,957.16	-	(54.77)	5,913.07
NMFA ACCOUNT - SOUTH FD	8124	24.07	14,625.75	-	(756.69)	13,893.13
NMFA ACCOUNT - PONDEROSA VFD	8126	22.22	13,173.72	-	(681.61)	12,514.33
NMFA ACCOUNT - REGINA VFD	8128	13.55	8,708.28	-	(450.55)	8,271.28
NMFA ACCOUNT - ZIA PUEBLO VFD	8130	9.20	5,358.93	-	(277.26)	5,090.87
NMFA ACCOUNT - 2016 PILT BOND REFUNDING	8132	-	6,082,869.70	662,461.26	(6,331,993.32)	613,337.64
NMFA ACCOUNT - 2016 G.O. BOND REFUNDING	8134	-	1,470,002.02	-	(1,468,905.78)	1,096.24
NMFA ACCOUNT - REFUNDING DETENTION CTR	8136	-	623,250.95	-	(67,475.60)	555,775.35
NMFA ACCOUNT - AMI-KIDS RENTAL INCOME	8138	-	51,403.96	1,498.05	-	52,902.01
2005 INCENTIVE REVENUE BOND (580)	8210	10,893.54	19.95	-	-	10,913.49
2007 PILT REVENUE BOND (581)	8214	108,273.50	197.69	-	(1,935.50)	106,535.69
2008 INFRASTRUCTURE BOND (583)	8218	2,347.99	(69.19)	-	(2,278.80)	(0.00)
2010 GRT REFUNDING AND EQUIP BOND (584)	8224	58,075.62	77.13	-	(23,658.77)	34,493.98
2010 AMI-KIDS PROJECT BOND (553)	8226	1,495.34	2.74	(1,498.05)	-	0.03
2013 LANDFILL PROJECT BOND	8234	551,336.99	1,976.01	-	(145,951.79)	407,361.21
SANDOVAL GENERAL FUND**	8300	132,652.24	2,481.79	-	-	135,134.03
SANDOVAL PILT BOND RESERVE (CLOSED)	8302	813,165.62	716.58	(813,882.20)	-	(0.00)
SANDOVAL BOND RESERVE	8306	352,029.57	(565.17)	(124,603.25)	-	226,861.15
SANDOVAL AMI-KIDS RESERVE	8310	393,633.11	246.09	-	-	393,879.20
2011 LIBRARY BOND INVESTMENT	8312	-	-	-	-	-
2015 LIBRARY INVESTMENT ACCOUNT	8313	(163.61)	(5,390.43)	-	-	(5,554.04)
SANDOVAL KID MAINTENANCE	8314	91,884.02	(585.90)	-	-	91,298.12
INDIGENT INVESTMENT ACCOUNT	8316	41,748.93	(14,092.79)	-	-	27,656.14
NMB-T CASH MANAGEMENT ACCOUNT	8318	1,175,360.69	(18,059.75)	199,284.19	-	1,356,585.13
SANDOVAL HOSPITAL EARNINGS	8320	1,060,795.14	614.26	-	-	1,061,409.40
SANDOVAL CASH MANAGEMENT	8322	-	-	-	-	-
SECTION B SUBTOTALS		11,587,695.41	30,124,339.93	0.00	(22,430,141.78)	19,281,893.56
SECTION C (MISCELLANEOUS)						
INMATE CUSTODIAL ACCOUNT	8390	-	258,527.72	-	(177,227.79)	81,299.93
INMATE ACTIVITIES ACCOUNT	8392	-	74,745.09	(74,745.09)	-	-
DETENTION BOND ACCOUNT	8394	-	9,222.85	(8,222.85)	(1,000.00)	-
INMATE ACCOUNT	8396	-	7,263.71	-	(72.89)	7,190.82
EMPLOYEE INSURANCE (520)	8999	170,781.29	3,146,765.01	-	(3,235,683.21)	81,863.09
FLEXIBLE SPENDING	9950	28,191.80	84,766.78	-	(93,235.16)	19,723.42
SECTION C SUBTOTALS		198,973.09	3,581,291.16	(82,967.94)	(3,507,219.05)	190,077.26
GRAND TOTALS		51,144,567.44	74,471,420.55	0.00	(68,852,679.94)	56,763,308.05



Sandoval County, NM

Detail of Fund Receipts Account Summary

For Fiscal: 2016-2017 Period Ending: 04/30/2017

	Original Total Budget	Current Total Budget	Period Activity	Fiscal Activity	Variance Favorable (Unfavorable)	
Fund: 1010 - GENERAL FUND						
Revenue						
1010-00-000-30140				18,392.40	18,392.40	
1010-99-000-30010	2,192.00	2,192.00		15,581.44	13,389.44	
1010-99-000-31000	23,124,603.00	23,124,603.00	417,461.15	14,700,528.37	(8,424,074.63)	
1010-99-000-31010	700,000.00	700,000.00	50,544.10	620,200.52	(79,799.48)	
1010-99-000-31100	500,000.00	500,000.00	43,298.07	374,561.87	(125,438.13)	
1010-99-000-31120	220,000.00	220,000.00	20,574.15	171,832.65	(48,167.35)	
1010-99-000-31140	500.00	500.00	25.00	60.00	(440.00)	
1010-99-000-31142	17,000.00	17,000.00	124.98	18,066.68	1,066.68	
1010-99-000-31162	10,000.00	10,000.00		11,195.42	1,195.42	
1010-99-000-31200	900,000.00	900,000.00	68,254.77	1,183,095.12	283,095.12	
1010-99-000-31210	2,400,000.00	2,400,000.00		2,974,434.00	574,434.00	
1010-99-000-31250	800,000.00	800,000.00	44,808.55	495,305.08	(304,694.92)	
1010-99-000-31270	820,000.00	820,000.00	241,957.19	985,450.57	165,450.57	
1010-99-000-31350	100.00	100.00		600.00	500.00	
1010-99-000-31390	9,000.00	9,000.00	675.00	7,265.00	(1,735.00)	
1010-99-000-31426	1,000.00	1,000.00	68.86	1,041.36	41.36	
1010-99-000-31470	540,000.00	540,000.00	42,168.45	484,308.32	(55,691.68)	
1010-99-000-31474	7,000.00	7,000.00	632.00	7,241.00	241.00	
1010-99-000-31520	19,500.00	19,500.00	6,015.64	22,999.13	3,499.13	
1010-99-000-31560	1,500.00	1,500.00		2,385.50	885.50	
1010-99-000-31570	29,000.00	29,000.00	2,245.00	23,953.75	(5,046.25)	
1010-99-000-31610	250.00	250.00	866.27	1,754.81	1,504.81	
1010-99-000-31640	300,000.00	300,000.00	28,628.56	303,779.83	3,779.83	
1010-99-000-31660	20,000.00	20,000.00	1,469.40	16,463.90	(3,536.10)	
1010-99-000-31760	10,000.00	10,000.00	44.98	(42,219.44)	(52,219.44)	
1010-99-000-31800	1,000.00	1,000.00	133.00	622.50	(377.50)	
1010-99-000-31892	25,000.00	25,000.00		25,000.00		
1010-99-000-31940			4,272.00	48,660.62	48,660.62	
1010-99-000-31960	9,647.00	9,647.00			(9,647.00)	
1010-99-000-32020	60,000.00	60,000.00	4,209.76	59,343.54	(656.46)	
1010-99-000-35130	1,380,464.00	1,380,464.00			(1,380,464.00)	
1010-99-000-35131	35,000.00	35,000.00	3,475.64	39,010.15	4,010.15	
	Revenue Total:	31,942,756.00	31,942,756.00	981,952.52	22,570,914.09	(9,371,841.91)
1010-99-000-39998			0.21	35,250.21	0.21	
1010-99-000-39999	(15,113,168.00)	(15,113,168.00)		(8,593,172.00)	6,519,996.00	
Fund: 1010 - GENERAL FUND	Total:	16,829,588.00	16,864,838.00	981,952.73	14,012,992.30	(2,851,845.70)
Fund: 2010 - PUBLIC WORKS						
Revenue						
2010-00-000-30140			17,641.25	17,641.25	17,641.25	
2010-99-000-31270	433,323.00	433,323.00		114,005.52	(319,317.48)	
2010-99-000-31300	498,830.00	498,830.00	36,989.11	412,737.67	(86,092.33)	
2010-99-000-31420			15.00	150.00	150.00	
2010-99-000-31760				956.86	956.86	
2010-99-000-31850	110,000.00	110,000.00	19,624.54	81,174.18	(28,825.82)	
2010-99-000-31852	10,000.00	10,000.00	1,962.45	8,017.26	(1,982.74)	
2010-99-000-34102	169,250.00	169,250.00		169,250.00		
2010-99-000-34104	109,500.00	109,500.00		109,500.00		
2010-99-000-34106	227,035.00	227,035.00		227,035.00		
2010-99-000-35000	6,310.00	6,310.00		8,737.29	2,427.29	
2010-99-000-35080	150,000.00	150,000.00		20,659.87	(129,340.13)	

Detail of Fund Receipts

For Fiscal: 2016-2017 Period Ending: 04/30/2017

		Original	Current	Period	Fiscal	Variance
		Total Budget	Total Budget	Activity	Activity	Favorable (Unfavorable)
Revenue Total:		1,714,248.00	1,714,248.00	76,232.35	1,169,864.90	(544,383.10)
<u>2010-99-000-39998</u>	TRANSFER IN	3,311,938.00	3,311,938.00	-	1,655,969.00	(1,655,969.00)
Fund: 2010 - PUBLIC WORKS Total:		5,026,186.00	5,026,186.00	76,232.35	2,825,833.90	(2,200,352.10)
Fund: 2020 - FARM & RANGE						
Revenue						
<u>2020-99-000-35120</u>	TAYLOR GRAZING-Federal	9,000.00	9,000.00	-	14,456.42	5,456.42
Revenue Total:		9,000.00	9,000.00	-	14,456.42	5,456.42
Fund: 2020 - FARM & RANGE Total:		9,000.00	9,000.00	-	14,456.42	5,456.42
Fund: 2040 - BLDG. MAINT/CONSTRUCTION						
Revenue						
<u>2040-99-000-39998</u>	TRANSFER IN	1,390,000.00	1,390,000.00	-	695,000.00	(695,000.00)
<u>2040-99-000-39999</u>	TRANSFER OUT	-	(189,825.00)	-	(189,825.00)	-
Revenue Total:		1,390,000.00	1,200,175.00	-	505,175.00	(695,000.00)
Fund: 2040 - BLDG. MAINT/CONSTRUCTION Total:		1,390,000.00	1,200,175.00	-	505,175.00	(695,000.00)
Fund: 2041 - SACO CAPITAL OUTLAY PROJECTS						
Revenue						
<u>2041-99-000-31640</u>	RENTAL	27,190.00	27,190.00	2,265.82	24,923.95	(2,266.05)
Revenue Total:		27,190.00	27,190.00	2,265.82	24,923.95	(2,266.05)
<u>2041-99-000-39998</u>	TRANSFER IN	550,000.00	550,000.00	-	275,000.00	(275,000.00)
Fund: 2041 - SACO CAPITAL OUTLAY PROJECTS Total:		577,190.00	577,190.00	2,265.82	299,923.95	(277,266.05)
Fund: 2050 - SOLID WASTE						
Revenue						
<u>2050-00-000-31524</u>	TV FEES	-	-	-	19.00	19.00
<u>2050-00-000-31526</u>	RECYCLING CENTER REVENUES	15,500.00	15,500.00	2,562.21	15,486.23	(13.77)
<u>2050-00-000-31940</u>	GRANT INCOME	-	25,000.00	-	-	(25,000.00)
<u>2050-99-000-30010</u>	ACCTS RECV-PREV FISCAL YR	250,000.00	250,000.00	-	310,919.95	60,919.95
<u>2050-99-000-31200</u>	GROSS RECEIPTS	237,000.00	237,000.00	13,294.72	198,987.56	(38,012.44)
<u>2050-99-000-31220</u>	GOVERNMENTAL GROSS RECEIPTS	-	-	9,109.50	81,697.97	81,697.97
<u>2050-99-000-31512</u>	LANDFILL FEES	1,500,000.00	1,500,000.00	231,294.52	1,649,072.53	149,072.53
<u>2050-99-000-31760</u>	REFUNDS AND REIMBURSEMENTS	-	-	-	415.45	415.45
Revenue Total:		2,002,500.00	2,027,500.00	256,260.95	2,256,598.69	229,098.69
<u>2050-99-000-39998</u>	TRANSFER IN	67,881.00	67,881.00	-	33,941.00	(33,940.00)
Fund: 2050 - SOLID WASTE Total:		2,070,381.00	2,095,381.00	256,260.95	2,290,539.69	195,158.69
Fund: 2070 - COUNTY CLERK EQUIPMENT RECORDI						
Revenue						
<u>2070-99-000-31502</u>	EQUIPMENT RECORDING	180,000.00	180,000.00	13,657.00	157,780.00	(22,220.00)
Revenue Total:		180,000.00	180,000.00	13,657.00	157,780.00	(22,220.00)
Fund: 2070 - COUNTY CLERK EQUIPMENT RECORDI Total:		180,000.00	180,000.00	13,657.00	157,780.00	(22,220.00)
Fund: 2090 - DETENTION						
Revenue						
<u>2090-00-000-30140</u>	INSURANCES RECOVERIES	-	-	-	4,056.00	4,056.00
<u>2090-99-000-31430</u>	VENDOR FEE REVENUE	73,764.00	73,764.00	6,647.00	66,470.00	(7,294.00)
<u>2090-99-000-31760</u>	REFUNDS AND REIMBURSEMENTS	-	-	-	67.07	67.07
<u>2090-99-000-31800</u>	MISCELLANEOUS	800.00	800.00	56.00	593.25	(206.75)
<u>2090-99-000-31811</u>	INMATE ACVTIVITIES ACCOUNT	-	-	6,382.76	26,097.66	26,097.66
<u>2090-99-000-31870</u>	CARE OF LOCAL PRISONERS	1,267,750.00	1,267,750.00	72,605.00	962,030.00	(305,720.00)
<u>2090-99-000-31940</u>	GRANT INCOME	275,000.00	274,324.00	-	150,676.31	(123,647.69)
<u>2090-99-000-34020</u>	CORRECTION FEES	235,000.00	235,000.00	33,832.56	209,722.14	(25,277.86)
<u>2090-99-000-35020</u>	CARE OF FEDERAL PRISONERS	3,800,000.00	3,800,000.00	430,743.19	3,873,624.32	73,624.32
Revenue Total:		5,652,314.00	5,651,638.00	550,266.51	5,293,336.75	(358,301.25)
<u>2090-99-000-39998</u>	TRANSFER IN	4,528,246.00	4,691,043.85	82,967.94	3,254,090.94	(1,436,952.91)
Fund: 2090 - DETENTION Total:		10,180,560.00	10,342,681.85	633,234.45	8,547,427.69	(1,795,254.16)

Detail of Fund Receipts

For Fiscal: 2016-2017 Period Ending: 04/30/2017

		Original	Current	Period	Fiscal	Variance
		Total Budget	Total Budget	Activity	Activity	Favorable (Unfavorable)
Fund: 2130 - E-911 COMMUNICATIONS						
Revenue						
<u>2130-99-000-33210</u>	SAN YSIDRO	3,170.00	3,170.00	-	-	(3,170.00)
<u>2130-99-000-33220</u>	CUBA	62,518.00	62,518.00	-	-	(62,518.00)
<u>2130-99-000-33222</u>	SANDIA PUEBLO	136,330.00	136,330.00	-	75,298.58	(61,031.42)
<u>2130-99-000-33230</u>	JEMEZ PUEBLO	52,953.00	52,953.00	-	-	(52,953.00)
<u>2130-99-000-33240</u>	JEMEZ SPRINGS	3,865.00	3,865.00	-	-	(3,865.00)
	Revenue Total:	258,836.00	258,836.00	-	75,298.58	(183,537.42)
<u>2130-99-000-39998</u>	TRANSFER IN	843,788.00	866,365.00	-	632,841.00	(233,524.00)
	Fund: 2130 - E-911 COMMUNICATIONS Total:	1,102,624.00	1,125,201.00	-	708,139.58	(417,061.42)
Fund: 2250 - INDIGENT CLAIMS						
Revenue						
<u>2250-99-000-31200</u>	GROSS RECEIPTS	2,000,000.00	2,000,000.00	145,287.98	1,655,487.22	(344,512.78)
	Revenue Total:	2,000,000.00	2,000,000.00	145,287.98	1,655,487.22	(344,512.78)
	Fund: 2250 - INDIGENT CLAIMS Total:	2,000,000.00	2,000,000.00	145,287.98	1,655,487.22	(344,512.78)
Fund: 2300 - COUNTY PROPERTY VALUATION						
Revenue						
<u>2300-99-000-31160</u>	RE-APPRAISAL ADMIN FEE	1,156,790.00	1,156,790.00	20,611.67	724,057.92	(432,732.08)
<u>2300-99-000-31760</u>	REFUNDS AND REIMBURSEMENTS	-	-	-	850.57	850.57
	Revenue Total:	1,156,790.00	1,156,790.00	20,611.67	724,908.49	(431,881.51)
	Fund: 2300 - COUNTY PROPERTY VALUATION Total:	1,156,790.00	1,156,790.00	20,611.67	724,908.49	(431,881.51)
Fund: 2350 - JUVENILE DETENTION						
Revenue						
<u>2350-99-000-30010</u>	ACCTS RECV-PREV FISCAL YR	-	-	-	86,856.00	86,856.00
<u>2350-99-000-31872</u>	TRI-COUNTY JUVENILE DETENTION	185,000.00	185,000.00	-	98,290.50	(86,709.50)
	Revenue Total:	185,000.00	185,000.00	-	185,146.50	146.50
<u>2350-99-000-39998</u>	TRANSFER IN	804,892.00	804,892.00	-	402,446.00	(402,446.00)
	Fund: 2350 - JUVENILE DETENTION Total:	989,892.00	989,892.00	-	587,592.50	(402,299.50)
Fund: 2351 - JUVENILE CONTINUUM						
Revenue						
<u>2351-99-000-30010</u>	ACCTS RECV-PREV FISCAL YR	50,106.00	50,106.00	-	79,915.42	29,809.42
<u>2351-99-000-31940</u>	GRANT INCOME-State	300,000.00	300,000.00	8,706.92	168,806.68	(131,193.32)
	Revenue Total:	350,106.00	350,106.00	8,706.92	248,722.10	(101,383.90)
<u>2351-99-000-39998</u>	TRANSFER IN	55,234.00	55,234.00	-	55,234.00	-
<u>2351-99-000-39999</u>	TRANSFER OUT	-	(13,562.00)	-	(13,562.00)	-
	Fund: 2351 - JUVENILE CONTINUUM Total:	405,340.00	391,778.00	8,706.92	290,394.10	(101,383.90)
Fund: 2380 - RECREATION						
Revenue						
<u>2380-00-000-31947</u>	CELL PHONE RECYCLING PROJ	-	78.00	-	423.00	345.00
	Revenue Total:	-	78.00	-	423.00	345.00
	Fund: 2380 - RECREATION Total:	-	78.00	-	423.00	345.00
Fund: 2390 - SW YOUTH SOCCER						
Revenue						
<u>2390-99-000-31890</u>	SW SOCCER COMPLEX REVENUE	80,000.00	80,000.00	-	80,000.00	-
	Revenue Total:	80,000.00	80,000.00	-	80,000.00	-
	Fund: 2390 - SW YOUTH SOCCER Total:	80,000.00	80,000.00	-	80,000.00	-
Fund: 3010 - SANDOVAL COUNTY PROJECT						
Revenue						
<u>3010-99-000-39999</u>	TRANSFER OUT	(4,850.00)	(4,850.00)	-	(4,850.00)	-
	Revenue Total:	(4,850.00)	(4,850.00)	-	(4,850.00)	-
	Fund: 3010 - SANDOVAL COUNTY PROJECT Total:	(4,850.00)	(4,850.00)	-	(4,850.00)	-

Detail of Fund Receipts

For Fiscal: 2016-2017 Period Ending: 04/30/2017

		Original	Current	Period	Fiscal	Variance
		Total Budget	Total Budget	Activity	Activity	Favorable (Unfavorable)
Fund: 3020 - SACO DEPARTMENTAL GRANTS						
Revenue						
<u>3020-99-000-31940</u>	TORREON LIBRARY GRANT 2 - STATE	-	4,315.00	-	-	(4,315.00)
<u>3020-99-000-31960</u>	TORREON LIBRARY GRANT 1-STATE	-	3,000.00	4,314.58	7,314.58	4,314.58
	Revenue Total:	-	7,315.00	4,314.58	7,314.58	(0.42)
	Fund: 3020 - SACO DEPARTMENTAL GRANTS Total:	-	7,315.00	4,314.58	7,314.58	(0.42)
Fund: 3040 - SHERIFF'S OVERTIME						
Revenue						
<u>3040-99-000-30010</u>	PRIOR YEAR	-	-	-	25,207.15	25,207.15
<u>3040-99-000-31662</u>	SHERIFF'S CONTRACTED OT	10,000.00	35,014.00	-	29,244.95	(5,769.05)
<u>3040-99-000-31663</u>	JOINT LAW ENFORCEMENT OPS-FED	10,000.00	10,000.00	-	-	(10,000.00)
<u>3040-99-000-31666</u>	SHERIFF'S CDWI/LDWI/UAD-State & Coun	25,000.00	25,000.00	-	7,176.99	(17,823.01)
<u>3040-99-000-31668</u>	100 DAYS - Federal	16,310.00	16,310.00	-	16,190.22	(119.78)
<u>3040-99-000-31672</u>	REGION I-Federal	9,990.00	9,990.00	-	2,295.01	(7,694.99)
<u>3040-99-000-34044</u>	ENDWI - federal	18,200.00	18,200.00	-	5,858.03	(12,341.97)
<u>3040-99-000-34052</u>	BLKUP CIOT - Federal	8,365.00	8,365.00	-	3,295.34	(5,069.66)
<u>3040-99-000-34056</u>	DNTXT-Federal	2,030.00	2,030.00	-	1,494.18	(535.82)
<u>3040-99-000-35072</u>	JEMEZ FOREST SERVICE/SANTA FE-Federa	37,635.00	37,635.00	-	18,893.98	(18,741.02)
<u>3040-99-000-35074</u>	SANDIA/CIBOLA NATL FOREST	-	-	-	2,068.44	2,068.44
<u>3040-99-000-35160</u>	CORPS OF ENGINEERS-Federal	14,600.00	14,600.00	-	3,768.08	(10,831.92)
<u>3040-99-000-35162</u>	US MARSHALLS JTF OVERTIME - Federal	-	-	-	10,000.00	10,000.00
	Revenue Total:	152,130.00	177,144.00	-	125,492.37	(51,651.63)
	Fund: 3040 - SHERIFF'S OVERTIME Total:	152,130.00	177,144.00	-	125,492.37	(51,651.63)
Fund: 3080 - LAW ENFORCEMENT						
Revenue						
<u>3080-99-000-31940</u>	DFA-LAW ENFORCEMENT GRANT	55,800.00	55,800.00	-	55,800.00	-
	Revenue Total:	55,800.00	55,800.00	-	55,800.00	-
	Fund: 3080 - LAW ENFORCEMENT Total:	55,800.00	55,800.00	-	55,800.00	-
Fund: 3200 - COMCAST CABLE COMMUNICATIONS						
Revenue						
<u>3200-99-000-31520</u>	FRANCHISE FEES	12,000.00	12,000.00	4,010.42	15,332.75	3,332.75
	Revenue Total:	12,000.00	12,000.00	4,010.42	15,332.75	3,332.75
	Fund: 3200 - COMCAST CABLE COMMUNICATIONS Total:	12,000.00	12,000.00	4,010.42	15,332.75	3,332.75
Fund: 3210 - GIS MAPPING FEES						
Revenue						
<u>3210-00-000-31940</u>	GRANT INCOME-State	6,000.00	6,000.00	-	-	(6,000.00)
<u>3210-99-000-31582</u>	GIS MAPPING FEES	1,000.00	1,000.00	-	6,761.85	5,761.85
	Revenue Total:	7,000.00	7,000.00	-	6,761.85	(238.15)
<u>3210-99-000-30080</u>	TRANSFER IN	-	22,000.00	-	-	(22,000.00)
	Fund: 3210 - GIS MAPPING FEES Total:	7,000.00	29,000.00	-	6,761.85	(22,238.15)
Fund: 4010 - EMS/FIRE DEPARTMENT						
Revenue						
<u>4010-00-000-33194</u>	TOWN OF BERNALILLO	100,000.00	100,000.00	25,000.00	75,000.00	(25,000.00)
<u>4010-99-000-30010</u>	ACCT REC - PRIOR YR	-	-	-	10,163.72	10,163.72
<u>4010-99-000-31200</u>	GROSS RECEIPTS	575,000.00	575,000.00	26,590.07	397,892.45	(177,107.55)
<u>4010-99-000-31760</u>	REFUNDS AND REIMBURSEMENTS	-	12,703.00	-	12,873.39	170.39
<u>4010-99-000-33000</u>	EMERGENCY MANAGEMENT - FEMA	38,345.00	38,345.00	-	36,581.29	(1,763.71)
<u>4010-99-000-33010</u>	AMBULANCE REVENUE FEES	550,000.00	550,000.00	55,007.94	574,780.11	24,780.11
<u>4010-99-000-33012</u>	HELICOPTER REVENUES	30,000.00	30,000.00	-	15,000.00	(15,000.00)
<u>4010-99-000-33120</u>	FEMA VOLUNTEER COORDINATOR	83,417.00	83,417.00	-	41,292.00	(42,125.00)
<u>4010-99-000-33130</u>	WILDLAND FIRE REIMBURSEMENT	6,000.00	23,162.00	-	23,161.96	(0.04)
<u>4010-99-000-33200</u>	SANTA ANA	150,000.00	150,000.00	-	150,000.00	-

Detail of Fund Receipts

For Fiscal: 2016-2017 Period Ending: 04/30/2017

		Original	Current	Period	Fiscal	Variance
		Total Budget	Total Budget	Activity	Activity	Favorable (Unfavorable)
Revenue Total:		1,532,762.00	1,562,627.00	106,598.01	1,336,744.92	(225,882.08)
<u>4010-99-000-39998</u>	TRANSFER IN	1,188,815.00	1,188,815.00	-	594,408.00	(594,407.00)
Fund: 4010 - EMS/FIRE DEPARTMENT Total:		2,721,577.00	2,751,442.00	106,598.01	1,931,152.92	(820,289.08)
Fund: 4011 - SACO 1/4% FIRE						
Revenue						
<u>4011-00-000-31200</u>	GROSS RECEIPTS	108,663.00	108,663.00	-	55,662.40	(53,000.60)
<u>4011-00-000-31806</u>	CELL TOWER REVENUE	6,489.00	6,411.00	656.72	6,386.77	(24.23)
Revenue Total:		115,152.00	115,074.00	656.72	62,049.17	(53,024.83)
Fund: 4011 - SACO 1/4% FIRE Total:		115,152.00	115,074.00	656.72	62,049.17	(53,024.83)
Fund: 4012 - SOUTH FIRE DISTRICT						
Revenue						
<u>4012-00-000-33070</u>	STATE FIRE ALLOTMENT	350,994.00	350,994.00	-	350,994.00	-
Revenue Total:		350,994.00	350,994.00	-	350,994.00	-
Fund: 4012 - SOUTH FIRE DISTRICT Total:		350,994.00	350,994.00	-	350,994.00	-
Fund: 4013 - ALGODONES FIRE DISTRICT						
Revenue						
<u>4013-00-000-39999</u>	TRANSFER OUT	-	-	(0.21)	(0.21)	(0.21)
Revenue Total:		-	-	(0.21)	(0.21)	(0.21)
Fund: 4013 - ALGODONES FIRE DISTRICT Total:		-	-	(0.21)	(0.21)	(0.21)
Fund: 4014 - PENA BLANCA FIRE DISTRICT						
Revenue						
<u>4014-00-000-33070</u>	STATE FIRE ALLOTMENT	67,703.00	67,703.00	-	67,703.00	-
Revenue Total:		67,703.00	67,703.00	-	67,703.00	-
Fund: 4014 - PENA BLANCA FIRE DISTRICT Total:		67,703.00	67,703.00	-	67,703.00	-
Fund: 4015 - PONDEROSA FIRE DEPT						
Revenue						
<u>4015-00-000-33070</u>	STATE FIRE ALLOTMENT	222,091.00	222,091.00	-	222,091.00	-
Revenue Total:		222,091.00	222,091.00	-	222,091.00	-
Fund: 4015 - PONDEROSA FIRE DEPT Total:		222,091.00	222,091.00	-	222,091.00	-
Fund: 4016 - LA MADERA FIRE DISTRICT						
Revenue						
<u>4016-00-000-33070</u>	STATE FIRE ALLOTMENT	61,763.00	61,763.00	-	61,763.00	-
Revenue Total:		61,763.00	61,763.00	-	61,763.00	-
Fund: 4016 - LA MADERA FIRE DISTRICT Total:		61,763.00	61,763.00	-	61,763.00	-
Fund: 4017 - LA CUEVA FIRE DISTRICT						
Revenue						
<u>4017-00-000-33070</u>	STATE FIRE ALLOTMENT	183,200.00	183,200.00	-	183,200.00	-
Revenue Total:		183,200.00	183,200.00	-	183,200.00	-
Fund: 4017 - LA CUEVA FIRE DISTRICT Total:		183,200.00	183,200.00	-	183,200.00	-
Fund: 4019 - TORREON FIRE						
Revenue						
<u>4019-00-000-33070</u>	STATE FIRE ALLOTMENT	50,448.00	50,448.00	-	50,448.00	-
Revenue Total:		50,448.00	50,448.00	-	50,448.00	-
Fund: 4019 - TORREON FIRE Total:		50,448.00	50,448.00	-	50,448.00	-
Fund: 4020 - ZIA PUEBLO FIRE DEPT						
Revenue						
<u>4020-00-000-33070</u>	STATE FIRE ALLOTMENT	45,104.00	45,104.00	-	45,104.00	-
Revenue Total:		45,104.00	45,104.00	-	45,104.00	-
Fund: 4020 - ZIA PUEBLO FIRE DEPT Total:		45,104.00	45,104.00	-	45,104.00	-

Detail of Fund Receipts

For Fiscal: 2016-2017 Period Ending: 04/30/2017

		Original	Current	Period	Fiscal	Variance
		Total Budget	Total Budget	Activity	Activity	Favorable (Unfavorable)
Fund: 4021 - REGINA FIRE DISTRICT						
Revenue						
<u>4021-00-000-33070</u>	STATE FIRE ALLOTMENT	150,616.00	150,616.00	-	150,616.00	-
Revenue Total:		150,616.00	150,616.00	-	150,616.00	-
Fund: 4021 - REGINA FIRE DISTRICT Total:		150,616.00	150,616.00	-	150,616.00	-
Fund: 4035 - SANDOVAL COUNTY EMS						
Revenue						
<u>4035-00-000-33140</u>	EMS FUND ACT	17,639.00	17,770.00	-	17,770.00	-
Revenue Total:		17,639.00	17,770.00	-	17,770.00	-
Fund: 4035 - SANDOVAL COUNTY EMS Total:		17,639.00	17,770.00	-	17,770.00	-
Fund: 4037 - SANTO DOMINGO EMS						
Revenue						
<u>4037-00-000-33140</u>	EMS FUND ACT	10,340.00	10,381.00	-	10,381.00	-
Revenue Total:		10,340.00	10,381.00	-	10,381.00	-
Fund: 4037 - SANTO DOMINGO EMS Total:		10,340.00	10,381.00	-	10,381.00	-
Fund: 4038 - JEMEZ PUEBLO EMS						
Revenue						
<u>4038-00-000-33140</u>	EMS FUND ACT	9,672.00	9,705.00	-	9,705.00	-
Revenue Total:		9,672.00	9,705.00	-	9,705.00	-
Fund: 4038 - JEMEZ PUEBLO EMS Total:		9,672.00	9,705.00	-	9,705.00	-
Fund: 4039 - LA CUEVA EMS						
Revenue						
<u>4039-00-000-33140</u>	EMS FUND ACT	7,414.00	7,420.00	-	7,420.00	-
Revenue Total:		7,414.00	7,420.00	-	7,420.00	-
Fund: 4039 - LA CUEVA EMS Total:		7,414.00	7,420.00	-	7,420.00	-
Fund: 4041 - PONDEROSA EMS						
Revenue						
<u>4041-00-000-33140</u>	EMS FUND	7,258.00	7,261.00	-	7,261.00	-
Revenue Total:		7,258.00	7,261.00	-	7,261.00	-
Fund: 4041 - PONDEROSA EMS Total:		7,258.00	7,261.00	-	7,261.00	-
Fund: 4042 - LA MADERA EMS						
Revenue						
<u>4042-00-000-33140</u>	EMS FUND ACT	5,126.00	5,128.00	-	5,128.00	-
Revenue Total:		5,126.00	5,128.00	-	5,128.00	-
Fund: 4042 - LA MADERA EMS Total:		5,126.00	5,128.00	-	5,128.00	-
Fund: 4043 - REGINA EMS						
Revenue						
<u>4043-00-000-33140</u>	EMS FUND ACT	5,104.00	5,106.00	-	5,106.00	-
Revenue Total:		5,104.00	5,106.00	-	5,106.00	-
Fund: 4043 - REGINA EMS Total:		5,104.00	5,106.00	-	5,106.00	-
Fund: 4044 - PENA BLANCA EMS						
Revenue						
<u>4044-00-000-33140</u>	EMS FUND ACT	7,040.00	7,040.00	-	7,040.00	-
Revenue Total:		7,040.00	7,040.00	-	7,040.00	-
Fund: 4044 - PENA BLANCA EMS Total:		7,040.00	7,040.00	-	7,040.00	-
Fund: 4045 - TORREON EMS						
Revenue						
<u>4045-00-000-33140</u>	EMS FUND ACT	7,096.00	7,097.00	-	7,097.00	-
Revenue Total:		7,096.00	7,097.00	-	7,097.00	-
Fund: 4045 - TORREON EMS Total:		7,096.00	7,097.00	-	7,097.00	-

Detail of Fund Receipts

For Fiscal: 2016-2017 Period Ending: 04/30/2017

		Original Total Budget	Current Total Budget	Period Activity	Fiscal Activity	Variance Favorable (Unfavorable)
Fund: 4049 - NAVAJO NATION EMS						
Revenue						
<u>4049-00-000-33140</u>	EMS FUNDS	7,540.00	7,572.00	-	7,572.00	-
Revenue Total:		7,540.00	7,572.00	-	7,572.00	-
Fund: 4049 - NAVAJO NATION EMS Total:		7,540.00	7,572.00	-	7,572.00	-
Fund: 4071 - CUBA WASTEWATER PROJECT						
Revenue						
<u>4071-00-000-31940</u>	GRANT INCOME-State	212,410.00	-	-	-	-
Revenue Total:		212,410.00	-	-	-	-
Fund: 4071 - CUBA WASTEWATER PROJECT Total:		212,410.00	-	-	-	-
Fund: 4170 - FIRE PROTECTION FUND						
Revenue						
<u>4170-00-000-33070</u>	STATE FIRE ALLOTMENT	71,685.00	71,685.00	-	71,685.00	-
Revenue Total:		71,685.00	71,685.00	-	71,685.00	-
Fund: 4170 - FIRE PROTECTION FUND Total:		71,685.00	71,685.00	-	71,685.00	-
Fund: 4241 - WILDLAND FUNDING						
Revenue						
<u>4241-00-000-31898</u>	REIMBURSEMENT BY AGREEMENT	-	102,649.00	-	102,649.15	0.15
Revenue Total:		-	102,649.00	-	102,649.15	0.15
Fund: 4241 - WILDLAND FUNDING Total:		-	102,649.00	-	102,649.15	0.15
Fund: 4450 - HOMELAND SECURITY GRANTS						
Revenue						
<u>4450-00-000-35051</u>	FEDERAL GRANT - SIMULCAST	565,953.00	565,953.00	-	565,953.59	0.59
<u>4450-99-000-30010</u>	ACCTS RECV-PREV FISCAL YR	41,618.00	41,618.00	-	66,230.79	24,612.79
<u>4450-99-000-31764</u>	NMDOH-CRI GRANTS-STATE	-	18,500.00	-	-	(18,500.00)
<u>4450-99-000-31939</u>	2016 SHSGP GRANT - STATE	-	220,000.00	-	-	(220,000.00)
<u>4450-99-000-31940</u>	GRANT INCOME	9,238.00	9,238.00	-	-	(9,238.00)
Revenue Total:		616,809.00	855,309.00	-	632,184.38	(223,124.62)
Fund: 4450 - HOMELAND SECURITY GRANTS Total:		616,809.00	855,309.00	-	632,184.38	(223,124.62)
Fund: 5000 - COMMUNITY HEALTH SERVICES						
Revenue						
<u>5000-00-000-31766</u>	HEALTH EXCHANGE REIMBURSEMENT	-	21,250.00	125.00	2,950.00	(18,300.00)
<u>5000-99-000-30010</u>	ACCTS RECV-PREV FISCAL YR	-	-	-	14,216.78	14,216.78
<u>5000-99-000-31764</u>	GRANT INCOME-DETENTION/STATE	-	15,000.00	3,954.99	3,954.99	(11,045.01)
<u>5000-99-000-34346</u>	NMPCA 500-M4	-	60,000.00	6,059.55	34,615.58	(25,384.42)
<u>5000-99-000-34354</u>	NMPCA OUTREACH-Federal	60,000.00	-	-	-	-
Revenue Total:		60,000.00	96,250.00	10,139.54	55,737.35	(40,512.65)
<u>5000-99-000-39998</u>	TRANSFER IN	112,931.00	112,931.00	-	56,466.00	(56,465.00)
Fund: 5000 - COMMUNITY HEALTH SERVICES Total:		172,931.00	209,181.00	10,139.54	112,203.35	(96,977.65)
Fund: 5010 - SUBSTANCE ABUSE PREV.						
Revenue						
<u>5010-99-000-35376</u>	BHSD 12 TO 17-State	100,000.00	100,000.00	-	48,455.68	(51,544.32)
Revenue Total:		100,000.00	100,000.00	-	48,455.68	(51,544.32)
Fund: 5010 - SUBSTANCE ABUSE PREV. Total:		100,000.00	100,000.00	-	48,455.68	(51,544.32)
Fund: 5020 - DWI GRANT						
Revenue						
<u>5020-00-000-31684</u>	TREATMENTBOOK FEES -Misc	9,699.00	10,066.00	995.00	9,035.00	(1,031.00)
<u>5020-00-000-31710</u>	DONATIONS AND OTHER REVENUE	-	-	100.00	100.00	100.00
<u>5020-99-000-30110</u>	ACCTS RECV-PREV FISCAL YR	-	-	-	202,731.92	202,731.92
<u>5020-99-000-31680</u>	DRUG TESTING FEE-Misc	690.00	1,390.00	80.00	1,990.00	600.00
<u>5020-99-000-31681</u>	SCRAM CLIENT FEES-Misc	16,853.00	7,809.00	1,342.00	12,601.99	4,792.99
<u>5020-99-000-31682</u>	COMPLIANCE PROBATION FEES-Misc.	46,551.00	37,833.00	2,079.00	27,522.50	(10,310.50)
<u>5020-99-000-31683</u>	D.W.I. SCREENING FEES-Misc	19,711.00	22,611.00	2,490.00	21,280.00	(1,331.00)
<u>5020-99-000-31684</u>	TREATMENT BOOKS	-	-	(60.00)	-	-

Detail of Fund Receipts

For Fiscal: 2016-2017 Period Ending: 04/30/2017

		Original Total Budget	Current Total Budget	Period Activity	Fiscal Activity	Variance Favorable (Unfavorable)
<u>5020-99-000-31685</u>	JUVENILE ADJUDICATION GRANT-State	35,000.00	35,000.00	6,002.70	14,063.03	(20,936.97)
<u>5020-99-000-31760</u>	REFUNDS AND REIMBURSEMENTS	-	-	-	28.05	28.05
<u>5020-99-000-34046</u>	CDWI-TSB State	23,420.00	9,656.00	-	-	(9,656.00)
<u>5020-99-000-34048</u>	TSD-UAD-Federal	38,200.00	38,200.00	-	20,216.55	(17,983.45)
<u>5020-99-000-34052</u>	NM DFA-DWI PROGRAM GRANT-State	327,000.00	327,000.00	-	126,038.08	(200,961.92)
<u>5020-99-000-34054</u>	NM DFA-DWI DETOX GRANT-State	150,000.00	150,000.00	-	66,578.92	(83,421.08)
<u>5020-99-000-34060</u>	NM DFA-DWI DISTRIBUTION GRANT-State	594,677.00	398,033.00	-	276,511.16	(121,521.84)
	Revenue Total:	1,261,801.00	1,037,598.00	13,028.70	778,697.20	(258,900.80)
<u>5020-99-000-39998</u>	TRANSFER IN	160,343.00	173,905.00	-	139,905.00	(34,000.00)
	Fund: 5020 - DWI GRANT Total:	1,422,144.00	1,211,503.00	13,028.70	918,602.20	(292,900.80)
Fund: 5050 - PERMANENT SUPPORTIVE HOUSING PROGRAM						
Revenue						
<u>5050-00-000-35014</u>	SPECIAL NEEDS ASST PROGRAM	241,408.00	241,408.00	-	127,632.74	(113,775.26)
<u>5050-99-000-35012</u>	SHELTER PLUS CARE PROGRAM (HUD)	132,606.00	132,606.00	-	68,210.51	(64,395.49)
	Revenue Total:	374,014.00	374,014.00	-	195,843.25	(178,170.75)
<u>5050-99-000-39998</u>	TRANSFER IN	56,633.00	56,633.00	-	28,317.00	(28,316.00)
	und: 5050 - PERMANENT SUPPORTIVE HOUSING PROGRAM Total:	430,647.00	430,647.00	-	224,160.25	(206,486.75)
Fund: 5100 - COMMUNITY SERVICES - GRANTS						
Revenue						
<u>5100-99-000-31940</u>	GRANT - NMDOH	9,400.00	24,230.00	-	-	(24,230.00)
	Revenue Total:	9,400.00	24,230.00	-	-	(24,230.00)
<u>5100-99-000-39998</u>	TRANSFER IN	3,704.00	3,704.00	-	3,704.00	-
	Fund: 5100 - COMMUNITY SERVICES - GRANTS Total:	13,104.00	27,934.00	-	3,704.00	(24,230.00)
Fund: 5250 - SENIOR SUPPORT PROGRAM						
Revenue						
<u>5250-99-000-39998</u>	TRANSFER IN	1,746,965.00	1,746,965.00	-	873,482.00	(873,483.00)
	Revenue Total:	1,746,965.00	1,746,965.00	-	873,482.00	(873,483.00)
	Fund: 5250 - SENIOR SUPPORT PROGRAM Total:	1,746,965.00	1,746,965.00	-	873,482.00	(873,483.00)
Fund: 5260 - SENIOR CITIZENS						
Revenue						
<u>5260-99-000-30010</u>	SENIOR CITIZENS PRIOR-YR REV	-	-	-	13,198.50	13,198.50
<u>5260-99-000-31760</u>	REFUNDS AND REIMBURSEMENTS	-	-	204.45	212.14	212.14
<u>5260-99-000-31941</u>	SR CITIZENS HOME DELIVERED-PI - Misc.	57,000.00	57,000.00	4,324.84	44,084.43	(12,915.57)
<u>5260-99-000-31942</u>	HOMEMAKER SERVICES-Program Inc. - Mi	5,000.00	5,000.00	386.00	4,115.35	(884.65)
<u>5260-99-000-31944</u>	SR CITIZENS TRANSPORTATION-PI - Misc	13,500.00	13,500.00	1,191.60	12,347.34	(1,152.66)
<u>5260-99-000-31945</u>	SR CITIZENS CONGREGATE-PI - Misc.	116,000.00	116,000.00	10,988.25	98,390.68	(17,609.32)
<u>5260-99-000-31946</u>	III-E RESPITE-PI - Misc	2,000.00	2,000.00	62.90	1,455.80	(544.20)
<u>5260-99-000-34302</u>	SENIOR CITIZENS STATE HB-2	406,627.00	394,199.00	-	282,804.82	(111,394.18)
<u>5260-99-000-34310</u>	SR EMPLOYMENT - TITLE 5 - State	52,236.00	45,706.00	-	30,396.00	(15,310.00)
<u>5260-99-000-35302</u>	SENIOR CITIZENS FED-III-B	40,060.00	48,540.00	-	52,456.42	3,916.42
<u>5260-99-000-35304</u>	SENIORS FEDERAL IIIIE	22,440.00	28,333.00	-	30,243.22	1,910.22
<u>5260-99-000-35306</u>	SENIOR CITIZENS FED-C-1	124,640.00	124,640.00	-	90,596.31	(34,043.69)
<u>5260-99-000-35308</u>	SENIOR CITIZENS FED-C-2	40,608.00	40,608.00	-	42,442.38	1,834.38
<u>5260-99-000-35310</u>	NSIP-FEDERAL	127,205.00	151,504.00	-	141,355.00	(10,149.00)
<u>5260-99-000-35311</u>	TITLE IIIB CASE MANAGEMENT - Federal	4,185.00	5,685.00	-	9,244.12	3,559.12
<u>5260-99-000-35312</u>	TITLE IIIB - HOMEMAKER-Federal	12,000.00	14,500.00	-	24,745.15	10,245.15
	Revenue Total:	1,023,501.00	1,047,215.00	17,158.04	878,087.66	(169,127.34)
<u>5260-99-000-39998</u>	TRANSFER IN	197,691.00	197,691.00	-	98,845.00	(98,846.00)
	Fund: 5260 - SENIOR CITIZENS Total:	1,221,192.00	1,244,906.00	17,158.04	976,932.66	(267,973.34)
Fund: 5270 - SENIOR ANCILLARY						
Revenue						
<u>5270-00-000-30010</u>	SENIOR CITIZENS PRIOR-YR REV	-	-	-	21,345.00	21,345.00
<u>5270-00-000-34304</u>	SENIOR COMPANION PROGRAM-State	69,875.00	69,875.00	-	41,711.12	(28,163.88)
<u>5270-00-000-34306</u>	SENIOR CITIZENS RSVP PROG-State	48,500.00	53,000.00	-	30,487.02	(22,512.98)
<u>5270-00-000-34312</u>	FOSTER GRANDPARENT PROGRAM-State	53,625.00	53,625.00	-	33,442.78	(20,182.22)

Detail of Fund Receipts

For Fiscal: 2016-2017 Period Ending: 04/30/2017

		Original	Current	Period	Fiscal	Variance
		Total Budget	Total Budget	Activity	Activity	Favorable
						(Unfavorable)
<u>5270-99-000-35314</u>	RSVP-FED RETIRED SR VOLUNTEER PROGF	-	-	1,000.00	1,000.00	1,000.00
	Revenue Total:	172,000.00	176,500.00	1,000.00	127,985.92	(48,514.08)
<u>5270-99-000-39998</u>	TRANSFER IN	33,764.00	33,764.00	-	16,882.00	(16,882.00)
	Fund: 5270 - SENIOR ANCILLARY Total:	205,764.00	210,264.00	1,000.00	144,867.92	(65,396.08)
Fund: 6020 - EL ZOCALO						
Revenue						
<u>6020-00-000-31640</u>	RENTAL	88,459.00	88,459.00	8,898.50	82,885.00	(5,574.00)
<u>6020-00-000-31940</u>	GRANT - STATE	5,000.00	5,000.00	-	-	(5,000.00)
	Revenue Total:	93,459.00	93,459.00	8,898.50	82,885.00	(10,574.00)
	Fund: 6020 - EL ZOCALO Total:	93,459.00	93,459.00	8,898.50	82,885.00	(10,574.00)
Fund: 6030 - COUNTY FAIRGROUNDS MANAGEMENT						
Revenue						
<u>6030-99-000-31640</u>	RENTAL	3,500.00	3,500.00	270.00	5,018.08	1,518.08
	Revenue Total:	3,500.00	3,500.00	270.00	5,018.08	1,518.08
<u>6030-99-000-39998</u>	TRANSFER IN	65,193.00	65,193.00	-	32,596.00	(32,597.00)
	Fund: 6030 - COUNTY FAIRGROUNDS MANAGEMENT Total:	68,693.00	68,693.00	270.00	37,614.08	(31,078.92)
Fund: 6090 - COUNTY BUSINESS DEVELOPMENT						
Revenue						
<u>6090-00-000-31938</u>	PARTNERSHIP REVENUE	-	30,000.00	-	30,000.00	-
<u>6090-00-000-31940</u>	GRANT INCOME	20,000.00	20,000.00	-	-	(20,000.00)
	Revenue Total:	20,000.00	50,000.00	-	30,000.00	(20,000.00)
	Fund: 6090 - COUNTY BUSINESS DEVELOPMENT Total:	20,000.00	50,000.00	-	30,000.00	(20,000.00)
Fund: 6110 - LODGERS TAX						
Revenue						
<u>6110-99-000-32000</u>	LODGER'S TAX	13,000.00	13,000.00	2,940.09	15,472.48	2,472.48
	Revenue Total:	13,000.00	13,000.00	2,940.09	15,472.48	2,472.48
	Fund: 6110 - LODGERS TAX Total:	13,000.00	13,000.00	2,940.09	15,472.48	2,472.48
Fund: 6130 - CELL TOWER						
Revenue						
<u>6130-99-000-30090</u>	TRANSFER OUT	-	(44,577.00)	-	-	44,577.00
<u>6130-99-000-31802</u>	CELL TOWER HOLDING ACCT	-	51,000.00	-	51,000.00	-
	Revenue Total:	-	6,423.00	-	51,000.00	44,577.00
	Fund: 6130 - CELL TOWER Total:	-	6,423.00	-	51,000.00	44,577.00
Fund: 6500 - LEGISLATIVE FUNDING						
Revenue						
<u>6500-00-000-34343</u>	LEGISLATIVE - SHERIFF'S OFFICE	-	195,000.00	195,000.00	195,000.00	-
<u>6500-99-000-30010</u>	ACCTS RECV-PREV FISCAL YR	79,562.00	79,562.00	-	113,476.22	33,914.22
<u>6500-99-000-34100</u>	LEGISLATIVE-SR. PROGRAM	2,350,735.00	2,435,013.00	-	96,802.44	(2,338,210.56)
<u>6500-99-000-34101</u>	LEGISLATIVE - CO BUSINESS DEV	1,698.00	-	-	-	-
	Revenue Total:	2,431,995.00	2,709,575.00	195,000.00	405,278.66	(2,304,296.34)
	Fund: 6500 - LEGISLATIVE FUNDING Total:	2,431,995.00	2,709,575.00	195,000.00	405,278.66	(2,304,296.34)
Fund: 6502 - 2015 GO LIBRARY BOND						
Revenue						
<u>6502-00-000-32020</u>	INTEREST INCOME	2,000.00	2,000.00	53.09	459.11	(1,540.89)
	Revenue Total:	2,000.00	2,000.00	53.09	459.11	(1,540.89)
	Fund: 6502 - 2015 GO LIBRARY BOND Total:	2,000.00	2,000.00	53.09	459.11	(1,540.89)
Fund: 6503 - 2015 GO E911 COMMUNICATIONS BOND						
Revenue						
<u>6503-00-000-32020</u>	INTEREST INCOME	-	-	54.78	595.21	595.21
	Revenue Total:	-	-	54.78	595.21	595.21
	Fund: 6503 - 2015 GO E911 COMMUNICATIONS BOND Total:	-	-	54.78	595.21	595.21
	Report Total:	55,115,306.00	55,552,707.85	2,502,332.13	40,848,757.40	(14,703,950.45)



Sandoval County, NM

Detail of Fund Receipts Account Summary

For Fiscal: 2016-2017 Period Ending: 04/30/2017

		Original Total Budget	Current Total Budget	Period Activity	Fiscal Activity	Variance Favorable (Unfavorable)
Fund: 8100 - BOND RESERVE						
Revenue						
<u>8100-99-000-32020</u>	INTEREST INCOME	-	-	-	1.71	1.71
	Revenue Total:	-	-	-	1.71	1.71
<u>8100-99-000-39999</u>	TRANSFERS OUT	-	-	-	(1,366.25)	(1,366.25)
	Fund: 8100 - BOND RESERVE Total:	-	-	-	(1,364.54)	(1,364.54)
Fund: 8102 - DEBT SERVICE						
Revenue						
<u>8102-00-000-32200</u>	2015 FIRE PROTECTION	427,325.00	427,325.00	26,590.07	342,337.12	(84,987.88)
<u>8102-00-000-32210</u>	2010 INFRASTRUCTURE	197,625.00	197,625.00	13,294.72	160,408.48	(37,216.52)
<u>8102-00-000-32222</u>	2016 GRT REVENUE	-	-	19,194.12	134,358.84	134,358.84
<u>8102-00-000-32224</u>	LANDFILL REVENUES	929,496.00	929,496.00	77,458.10	774,581.00	(154,915.00)
<u>8102-00-000-32230</u>	2007 PILT REVENUE BOND	735,520.00	735,520.00	-	-	(735,520.00)
<u>8102-00-000-32232</u>	2007 GRT REVENUE	675,295.00	675,295.00	57,839.09	376,612.30	(298,682.70)
<u>8102-99-000-31760</u>	REFUNDS AND REIMBURSEMENTS	-	-	-	9,450.00	9,450.00
<u>8102-99-000-32020</u>	INTEREST REVENUE	-	-	(13.43)	136.59	136.59
<u>8102-99-000-32180</u>	BOND PROCEEDS	-	-	-	8,720,527.08	8,720,527.08
	Revenue Total:	2,965,261.00	2,965,261.00	194,362.67	10,518,411.41	7,553,150.41
<u>8102-99-000-39998</u>	TRANSFERS IN	-	-	-	1,366.25	1,366.25
<u>8102-99-000-39999</u>	TRANSFERS OUT	-	(123,260.00)	-	(123,260.00)	-
	Fund: 8102 - DEBT SERVICE Total:	2,965,261.00	2,842,001.00	194,362.67	10,396,517.66	7,554,516.66
Fund: 8104 - GO DEBT SERVICE						
Revenue						
<u>8104-99-000-31020</u>	DEBT-CURR-YR-PROPERTY TAX	3,151,145.00	3,151,145.00	59,374.26	2,121,805.77	(1,029,339.23)
<u>8104-99-000-32020</u>	INTEREST INCOME	-	-	348.64	1,969.13	1,969.13
	Revenue Total:	3,151,145.00	3,151,145.00	59,722.90	2,123,774.90	(1,027,370.10)
	Fund: 8104 - GO DEBT SERVICE Total:	3,151,145.00	3,151,145.00	59,722.90	2,123,774.90	(1,027,370.10)
Fund: 8106 - PLACITAS DEBT SERVICE						
Revenue						
<u>8106-00-000-32020</u>	INTEREST INCOME	-	-	2.63	13.65	13.65
<u>8106-99-000-31020</u>	DEBT-CURR-YR-PROPERTY TAX	24,688.00	24,688.00	568.60	16,650.49	(8,037.51)
	Revenue Total:	24,688.00	24,688.00	571.23	16,664.14	(8,023.86)
	Fund: 8106 - PLACITAS DEBT SERVICE Total:	24,688.00	24,688.00	571.23	16,664.14	(8,023.86)
Fund: 8108 - INCENTIVE BOND REVENUE						
Revenue						
<u>8108-00-000-31842</u>	INTEL LEASE PAYMENT	569,299.00	569,299.00	-	634,471.25	65,172.25
<u>8108-00-000-32020</u>	INTEREST REVENUE	-	-	344.28	3,175.50	3,175.50
	Revenue Total:	569,299.00	569,299.00	344.28	637,646.75	68,347.75
	Fund: 8108 - INCENTIVE BOND REVENUE Total:	569,299.00	569,299.00	344.28	637,646.75	68,347.75
Fund: 8110 - INCENTIVE BOND DEBT SERVICE						
Revenue						
<u>8110-00-000-31842</u>	INCENTIVE LEASE PAYMENT	8,580,701.00	8,580,701.00	-	8,515,528.75	(65,172.25)
<u>8110-00-000-32020</u>	INTEREST REVENUE	-	-	1,542.38	8,130.34	8,130.34
	Revenue Total:	8,580,701.00	8,580,701.00	1,542.38	8,523,659.09	(57,041.91)
	Fund: 8110 - INCENTIVE BOND DEBT SERVICE Total:	8,580,701.00	8,580,701.00	1,542.38	8,523,659.09	(57,041.91)

Detail of Fund Receipts

For Fiscal: 2016-2017 Period Ending: 04/30/2017

		Original	Current	Period	Fiscal	Variance
		Total Budget	Total Budget	Activity	Activity	Favorable (Unfavorable)
Fund: 8112 - NMFA RESERVE - LANDFILL PROJECT LOAN						
Revenue						
<u>8112-00-000-32020</u>	INTEREST INCOME	-	-	713.46	7,430.02	7,430.02
Revenue Total:		-	-	713.46	7,430.02	7,430.02
Fund: 8112 - NMFA RESERVE - LANDFILL PROJECT LOAN Total:		-	-	713.46	7,430.02	7,430.02
Fund: 8114 - NMFA RESERVE - LANDFILL SYSTEM LOAN						
Revenue						
<u>8114-00-000-32020</u>	INTEREST INCOME	-	-	217.51	2,265.17	2,265.17
Revenue Total:		-	-	217.51	2,265.17	2,265.17
Fund: 8114 - NMFA RESERVE - LANDFILL SYSTEM LOAN Total:		-	-	217.51	2,265.17	2,265.17
Fund: 8116 - PONDEROSA VFD - NMFA ACCOUNT PP-2479						
Revenue						
<u>8116-99-000-32020</u>	INTEREST INCOME	-	-	40.23	238.67	238.67
<u>8116-99-000-33070</u>	STATE FIRE ALLOTMENT	18,321.00	18,321.00	-	18,322.00	1.00
Revenue Total:		18,321.00	18,321.00	40.23	18,560.67	239.67
Fund: 8116 - PONDEROSA VFD - NMFA ACCOUNT PP-2479 Total:		18,321.00	18,321.00	40.23	18,560.67	239.67
Fund: 8118 - ALGODONES VFD - NMFA ACCOUNT PP-2480						
Revenue						
<u>8118-99-000-32020</u>	INTEREST INCOME	-	-	4.48	25.71	25.71
<u>8118-99-000-33070</u>	STATE FIRE ALLOTMENT	9,200.00	9,200.00	-	9,200.00	-
Revenue Total:		9,200.00	9,200.00	4.48	9,225.71	25.71
Fund: 8118 - ALGODONES VFD - NMFA ACCOUNT PP-2480 Total:		9,200.00	9,200.00	4.48	9,225.71	25.71
Fund: 8120 - PLACITAS VFD - NMFA ACCOUNT PP-2481						
Revenue						
<u>8120-99-000-32020</u>	INTEREST INCOME	-	-	52.23	309.88	309.88
<u>8120-99-000-33070</u>	STATE FIRE ALLOTMENT	5,435.00	5,435.00	-	23,471.00	18,036.00
Revenue Total:		5,435.00	5,435.00	52.23	23,780.88	18,345.88
Fund: 8120 - PLACITAS VFD - NMFA ACCOUNT PP-2481 Total:		5,435.00	5,435.00	52.23	23,780.88	18,345.88
Fund: 8122 - LA MADERA VFD - NMFA ACCOUNT PP-2929						
Revenue						
<u>8122-99-000-32020</u>	INTEREST INCOME	-	-	3.04	17.16	17.16
<u>8122-99-000-33070</u>	STATE FIRE ALLOTMENT	5,940.00	5,940.00	-	5,940.00	-
Revenue Total:		5,940.00	5,940.00	3.04	5,957.16	17.16
Fund: 8122 - LA MADERA VFD - NMFA ACCOUNT PP-2929 Total:		5,940.00	5,940.00	3.04	5,957.16	17.16
Fund: 8124 - SOUTH FD - NMFA ACCOUNT PP-2930						
Revenue						
<u>8124-99-000-32020</u>	INTEREST INCOME	-	-	7.14	40.75	40.75
<u>8124-99-000-33070</u>	STATE FIRE ALLOTMENT	32,621.00	32,621.00	-	14,585.00	(18,036.00)
Revenue Total:		32,621.00	32,621.00	7.14	14,625.75	(17,995.25)
Fund: 8124 - SOUTH FD - NMFA ACCOUNT PP-2930 Total:		32,621.00	32,621.00	7.14	14,625.75	(17,995.25)
Fund: 8126 - PONDEROSA VFD - NMFA ACCOUT PP-2931						
Revenue						
<u>8126-99-000-32020</u>	INTEREST INCOME	-	-	6.43	36.72	36.72
<u>8126-99-000-33070</u>	STATE FIRE ALLOTMENT	13,138.00	13,138.00	-	13,137.00	(1.00)
Revenue Total:		13,138.00	13,138.00	6.43	13,173.72	35.72
Fund: 8126 - PONDEROSA VFD - NMFA ACCOUT PP-2931 Total:		13,138.00	13,138.00	6.43	13,173.72	35.72
Fund: 8128 - REGINA VFD - NMFA ACCOUNT PP-2932						
Revenue						
<u>8128-99-000-32020</u>	INTEREST INCOME	-	-	4.25	24.28	24.28
<u>8128-99-000-33070</u>	STATE FIRE ALLOTMENT	8,684.00	8,684.00	-	8,684.00	-
Revenue Total:		8,684.00	8,684.00	4.25	8,708.28	24.28
Fund: 8128 - REGINA VFD - NMFA ACCOUNT PP-2932 Total:		8,684.00	8,684.00	4.25	8,708.28	24.28

Detail of Fund Receipts

For Fiscal: 2016-2017 Period Ending: 04/30/2017

		Original Total Budget	Current Total Budget	Period Activity	Fiscal Activity	Variance Favorable (Unfavorable)
Fund: 8130 - ZIA PUEBLO VFD - NMFA ACCOUNT PP2933						
Revenue						
<u>8130-99-000-32020</u>	INTEREST INCOME	-	-	2.62	14.93	14.93
<u>8130-99-000-33070</u>	STATE FIRE ALLOTMENT	5,344.00	5,344.00	-	5,344.00	-
	Revenue Total:	5,344.00	5,344.00	2.62	5,358.93	14.93
	Fund: 8130 - ZIA PUEBLO VFD - NMFA ACCOUNT PP2933 Total:	5,344.00	5,344.00	2.62	5,358.93	14.93
Fund: 8132 - 2016 PILT REFUNDING RESERVE						
Revenue						
<u>8132-99-000-32020</u>	INTEREST INCOME	-	-	614.47	2,869.70	2,869.70
<u>8132-99-000-32180</u>	BOND PROCEEDS	-	-	-	6,080,000.00	6,080,000.00
	Revenue Total:	-	-	614.47	6,082,869.70	6,082,869.70
<u>8132-99-000-39998</u>	TRANSFERS IN	-	862,461.26	-	862,461.26	-
	Fund: 8132 - 2016 PILT REFUNDING RESERVE Total:	-	862,461.26	614.47	6,945,330.96	6,082,869.70
Fund: 8134 - 2016 G.O. REFUNDING LOAN						
Revenue						
<u>8134-99-000-32020</u>	INTEREST INCOME	-	-	0.56	2.02	2.02
<u>8134-99-000-32180</u>	LOAN PROCEEDS	-	-	-	1,470,000.00	1,470,000.00
	Revenue Total:	-	-	0.56	1,470,002.02	1,470,002.02
	Fund: 8134 - 2016 G.O. REFUNDING LOAN Total:	-	-	0.56	1,470,002.02	1,470,002.02
Fund: 8136 - REFUNDING DETENTION CTR CUBA (AMI-KIDS)						
Revenue						
<u>8136-99-000-30030</u>	INITIATING BALANCE	-	-	-	374,729.23	374,729.23
<u>8136-99-000-31640</u>	RENTAL INCOME	-	-	24,466.93	244,669.30	244,669.30
<u>8136-99-000-32020</u>	INTEREST INCOME	-	-	441.03	3,852.42	3,852.42
	Revenue Total:	-	-	24,907.96	623,250.95	623,250.95
	Fund: 8136 - REFUNDING DETENTION CTR CUBA (AMI-KIDS) Total:	-	-	24,907.96	623,250.95	623,250.95
Fund: 8138 - AMI-KIDS RENTAL INCOME						
Revenue						
<u>8138-99-000-30030</u>	INITIATING BALANCE	-	-	-	31,403.96	31,403.96
<u>8138-99-000-31640</u>	RENTAL INCOME	-	-	2,000.00	20,000.00	20,000.00
	Revenue Total:	-	-	2,000.00	51,403.96	51,403.96
<u>8138-99-000-39998</u>	TRANSFER IN	-	-	1,498.05	1,498.05	1,498.05
	Fund: 8138 - AMI-KIDS RENTAL INCOME Total:	-	-	3,498.05	52,902.01	52,902.01
Fund: 8210 - 2005 INCENTIVE REVENUE						
Revenue						
<u>8210-00-000-32020</u>	INTEREST INCOME	-	-	1.97	19.95	19.95
	Revenue Total:	-	-	1.97	19.95	19.95
	Fund: 8210 - 2005 INCENTIVE REVENUE Total:	-	-	1.97	19.95	19.95
Fund: 8214 - 2007 PILT REVENUE BOND						
Revenue						
<u>8214-00-000-32020</u>	INTEREST INCOME	-	-	19.26	197.69	197.69
	Revenue Total:	-	-	19.26	197.69	197.69
	Fund: 8214 - 2007 PILT REVENUE BOND Total:	-	-	19.26	197.69	197.69
Fund: 8218 - 2008 INFRASTRUCTURE BON						
Revenue						
<u>8218-00-000-32020</u>	INTEREST INCOME	-	-	-	(69.19)	(69.19)
	Revenue Total:	-	-	-	(69.19)	(69.19)
	Fund: 8218 - 2008 INFRASTRUCTURE BON Total:	-	-	-	(69.19)	(69.19)

Detail of Fund Receipts

For Fiscal: 2016-2017 Period Ending: 04/30/2017

		Original Total Budget	Current Total Budget	Period Activity	Fiscal Activity	Variance Favorable (Unfavorable)
Fund: 8224 - 2010 GRT REFUND & EQUIPMENT						
Revenue						
8224-00-000-32020	INTEREST INCOME	-	-	6.24	77.13	77.13
	Revenue Total:	-	-	6.24	77.13	77.13
	Fund: 8224 - 2010 GRT REFUND & EQUIPMENT Total:	-	-	6.24	77.13	77.13
Fund: 8226 - 2010 GRT SUBORDINATE						
Revenue						
8226-00-000-32020	INTEREST INCOME	-	-	0.27	2.74	2.74
	Revenue Total:	-	-	0.27	2.74	2.74
8226-99-000-39999	TRANSFER OUT	-	-	(1,498.05)	(1,498.05)	(1,498.05)
	Fund: 8226 - 2010 GRT SUBORDINATE Total:	-	-	(1,497.78)	(1,495.31)	(1,495.31)
Fund: 8234 - 2013 LANDFILL PROJECT LOAN						
Revenue						
8234-00-000-31760	REFUNDS AND REIMBURSEMENTS	-	-	-	1,050.00	1,050.00
8234-00-000-32020	INTEREST INCOME	200.00	200.00	73.65	926.01	726.01
	Revenue Total:	200.00	200.00	73.65	1,976.01	1,776.01
	Fund: 8234 - 2013 LANDFILL PROJECT LOAN Total:	200.00	200.00	73.65	1,976.01	1,776.01
Fund: 8300 - SANDOVAL GENERAL FUND						
Revenue						
8300-99-000-32020	INVESTMENT INCOME (INTEREST)	-	-	5,981.80	2,481.79	2,481.79
	Revenue Total:	-	-	5,981.80	2,481.79	2,481.79
	Fund: 8300 - SANDOVAL GENERAL FUND Total:	-	-	5,981.80	2,481.79	2,481.79
Fund: 8302 - SANDOVAL PILT BOND RESERVE						
Revenue						
8302-99-000-32020	INVESTMENT INCOME (INTEREST)	-	-	-	716.58	716.58
	Revenue Total:	-	-	-	716.58	716.58
8302-99-000-39999	TRANSFER OUT	-	(813,882.20)	-	(813,882.20)	-
	Fund: 8302 - SANDOVAL PILT BOND RESERVE Total:	-	(813,882.20)	-	(813,165.62)	716.58
Fund: 8306 - BOND RESERVE FUNDS INVESTMENT						
Revenue						
8306-00-000-32020	INTEREST INCOME	-	-	428.76	(565.17)	(565.17)
	Revenue Total:	-	-	428.76	(565.17)	(565.17)
8306-99-000-39999	TRANSFER OUT	-	(124,603.25)	-	(124,603.25)	-
	Fund: 8306 - BOND RESERVE FUNDS INVESTMENT Total:	-	(124,603.25)	428.76	(125,168.42)	(565.17)
Fund: 8310 - AMI-KIDS RESERVE FUND						
Revenue						
8310-00-000-32020	INTEREST INCOME	-	-	1,042.87	246.09	246.09
	Revenue Total:	-	-	1,042.87	246.09	246.09
	Fund: 8310 - AMI-KIDS RESERVE FUND Total:	-	-	1,042.87	246.09	246.09
Fund: 8313 - 2015 LIBRARY INVESTMENT ACCOUNT						
Revenue						
8313-00-000-32020	INTEREST INCOME	-	-	8,462.57	(5,390.43)	(5,390.43)
	Revenue Total:	-	-	8,462.57	(5,390.43)	(5,390.43)
	Fund: 8313 - 2015 LIBRARY INVESTMENT ACCOUNT Total:	-	-	8,462.57	(5,390.43)	(5,390.43)
Fund: 8314 - AMI-KIDS MAINTENANCE ACCT						
Revenue						
8314-00-000-32020	INTEREST INCOME	-	-	225.16	(585.90)	(585.90)
	Revenue Total:	-	-	225.16	(585.90)	(585.90)
	Fund: 8314 - AMI-KIDS MAINTENANCE ACCT Total:	-	-	225.16	(585.90)	(585.90)

Detail of Fund Receipts

For Fiscal: 2016-2017 Period Ending: 04/30/2017

		Original Total Budget	Current Total Budget	Period Activity	Fiscal Activity	Variance Favorable (Unfavorable)
Fund: 8316 - INDIGENT INVESTMENT ACCOUNT						
Revenue						
<u>8316-00-000-32020</u>	INTEREST INCOME	-	-	(379.61)	(14,092.79)	(14,092.79)
	Revenue Total:	-	-	(379.61)	(14,092.79)	(14,092.79)
	Fund: 8316 - INDIGENT INVESTMENT ACCOUNT Total:	-	-	(379.61)	(14,092.79)	(14,092.79)
Fund: 8318 - NMB-T CASH MANAGEMENT ACCOUNT						
Revenue						
<u>8318-00-000-32020</u>	INTEREST INCOME	-	-	4,380.93	(18,059.75)	(18,059.75)
	Revenue Total:	-	-	4,380.93	(18,059.75)	(18,059.75)
<u>8318-99-000-39998</u>	TRANSFER IN	-	199,284.19	-	199,284.19	-
	Fund: 8318 - NMB-T CASH MANAGEMENT ACCOUNT Total:	-	199,284.19	4,380.93	181,224.44	(18,059.75)
Fund: 8320 - HOSPITAL EARNING ACCOUNT						
Revenue						
<u>8320-00-000-32020</u>	INTEREST INCOME	-	-	2,765.81	614.26	614.26
	Revenue Total:	-	-	2,765.81	614.26	614.26
	Fund: 8320 - HOSPITAL EARNING ACCOUNT Total:	-	-	2,765.81	614.26	614.26
	Report Total:	15,389,977.00	15,389,977.00	308,127.52	30,124,339.93	14,734,362.93



Sandoval County, NM

Detail of Fund Receipts Account Summary

For Fiscal: 2016-2017 Period Ending: 04/30/2017

		Original Total Budget	Current Total Budget	Period Activity	Fiscal Activity	Variance Favorable (Unfavorable)
Fund: 8390 - INMATE CUSTODIAL ACCOUNT						
Revenue						
8390-99-000-30030	INITIATING BALANCE	-	-	-	73,331.74	73,331.74
8390-99-000-31876	INMATE CUSTODIAL DEPOSITS	-	-	44,115.94	185,195.98	185,195.98
	Revenue Total:	-	-	44,115.94	258,527.72	258,527.72
	Fund: 8390 - INMATE CUSTODIAL ACCOUNT Total:	-	-	44,115.94	258,527.72	258,527.72
Fund: 8392 - INMATE ACTIVITIES ACCOUNT						
Revenue						
8392-99-000-30030	INITIATING BALANCE	-	-	-	74,705.09	74,705.09
8392-99-000-31432	COMMISSARY COMMISSIONS	-	-	-	40.00	40.00
	Revenue Total:	-	-	-	74,745.09	74,745.09
8392-99-000-39999	TRANSFER OUT	-	-	(74,745.09)	(74,745.09)	(74,745.09)
	Fund: 8392 - INMATE ACTIVITIES ACCOUNT Total:	-	-	(74,745.09)	-	-
Fund: 8394 - DETENTION BOND ACCOUNT						
Revenue						
8394-99-000-30030	INITIATING BALANCE	-	-	-	9,222.85	9,222.85
	Revenue Total:	-	-	-	9,222.85	9,222.85
8394-99-000-39999	TRANSFER OUT	-	(8,222.85)	(8,222.85)	(8,222.85)	-
	Fund: 8394 - DETENTION BOND ACCOUNT Total:	-	(8,222.85)	(8,222.85)	1,000.00	9,222.85
Fund: 8396 - INMATE ACCOUNT (PRIOR ACCT)						
Revenue						
8396-99-000-30030	INITIATING BALANCE	-	-	-	7,263.71	7,263.71
	Revenue Total:	-	-	-	7,263.71	7,263.71
	Fund: 8396 - INMATE ACCOUNT (PRIOR ACCT) Total:	-	-	-	7,263.71	7,263.71
Fund: 8999 - ARCHIVE - EMPLOYEE INSURANCE						
Revenue						
8999-99-000-30150	INSURANCE PREMIUM	-	-	310,927.38	3,143,529.36	3,143,529.36
8999-99-000-31760	REFUNDS AND REIMBURSEMENTS	-	-	592.42	3,235.65	3,235.65
	Revenue Total:	-	-	311,519.80	3,146,765.01	3,146,765.01
	Fund: 8999 - ARCHIVE - EMPLOYEE INSURANCE Total:	-	-	311,519.80	3,146,765.01	3,146,765.01
Fund: 9950 - FLEX PAYMENT ACCOUNT (NON COUNTY ACCT)						
Revenue						
9950-00-000-35500	EMPLOYEE CONTRIBUTIONS	-	-	7,866.16	84,766.78	84,766.78
	Revenue Total:	-	-	7,866.16	84,766.78	84,766.78
	Fund: 9950 - FLEX PAYMENT ACCOUNT (NON COUNTY ACCT) Total:	-	-	7,866.16	84,766.78	84,766.78
	Report Total:	-	(8,222.85)	280,533.96	3,498,323.22	3,506,546.07

**FINANCIAL REPORT OF THE COUNTY TREASURER
TAX SCHEDULE MAINTENANCE REPORT
FOR MONTH OF APRIL 2017**

104th FY
SANDOVAL COUNTY

TAX YEAR	TOTAL TAXES CHARGED TO TREASURER	TOTAL NET ADJUSTMENTS TO DATE	NET TAXES CHARGED TO TREASURER	TAXES COLLECTED THIS MONTH	TAXES COLLECTED TO DATE	TAXES UNCOLLECTED TO DATE	PERCENTAGE COLLECTED
2007	\$77,276,665.38	(1,799,021.13) *	75,477,644.25	\$51.08	\$75,362,688.61	\$114,955.64	99.85%
2008	\$88,851,913.70	(851,979.02) *	87,999,934.68	\$1,671.82	\$87,790,061.99	\$209,872.69	99.76%
2009	\$113,377,538.50	(2,692,338.20) **	110,685,200.30	\$1,974.86	\$110,202,594.79	\$482,605.51	99.56%
2010	\$115,121,965.22	(1,368,645.47) **	113,753,319.75	\$2,062.70	\$113,372,346.62	\$380,973.13	99.67%
2011	\$111,937,985.80	68,995.28	112,006,981.08	\$5,407.84	\$111,603,532.78	\$403,448.30	99.64%
2012	\$114,443,115.48	(69,032.24)	114,374,083.24	\$6,323.77	\$113,871,882.00	\$502,201.24	99.56%
2013	\$115,726,180.71	(79,420.40)	115,646,760.31	\$10,656.61	\$115,032,773.26	\$613,987.05	99.47%
2014	\$115,146,019.09	782,043.58	115,928,062.67	\$85,355.84	\$114,774,296.27	\$1,153,766.40	99.00%
2015	\$118,878,983.27	178,501.38	119,057,484.65	\$157,285.77	\$117,086,648.92	\$1,970,835.73	98.34%
Sub Total	\$970,760,367.15	-\$5,830,896.22	\$964,929,470.93	\$270,790.29	\$959,096,825.24	\$5,832,645.69	99.40%
2016	\$124,297,473.78	34,056.12	124,331,529.90	\$1,961,821.96	\$79,988,934.00	\$44,342,595.90	64.34%
TOTALS	1,095,057,840.93	(5,796,840.10)	1,089,261,000.83	2,232,612.25	1,039,085,759.24	50,175,241.59	95.39%

* Total includes abatements and paid taxes on closed accounts before the 2009 conversion.

**Adjustments for 2009 and 2010 include an unusually large number of property tax protests submitted for those tax years.

FINANCIAL REPORT OF THE COUNTY TREASURER
STATEMENT OF DEBT
FOR THE MONTH OF APRIL 2017

104th FY
SANDOVAL COUNTY

PURPOSE	DATE OF ISSUE	RATE OR AVERAGE RATE	ORIGINAL AMOUNT OF ISSUE	REDEEMED THIS MONTH	PRINCIPAL AMOUNT OUTSTANDING	TOTAL INTEREST REQUIRED	INTEREST PAID THIS MONTH	INTEREST PAID TO DATE	INTEREST OUT-STANDING
GENERAL OBLIGATION / PROPERTY TAX BASED BONDS AND LOANS									
2016 GO REFUNDING LOAN	12-16	1.40%	1,470,000	0.00	1,470,000	47,801.48	0.00	0.00	47,801.48
2015 GO BONDS	05-15	2.00%	5,250,000	0.00	4,565,000	1,300,586.67	0.00	289,836.67	1,010,750.00
2013 GO BOND	11-13	2.00%	4,775,000	0.00	3,950,000	924,151.67	0.00	433,226.67	490,925.00
2012 GO BOND	11-12	2.00%	5,835,000	0.00	2,530,000	444,855.83	0.00	394,355.83	50,500.00
2011 GO BOND	12-11	2.00%	3,250,000	0.00	1,335,000	284,600.69	0.00	244,150.69	40,450.00
2000 PLACITAS HOMESTEAD BOND	03-00	6.51%	295,000	0.00	65,000	214,687.71	0.00	208,281.46	6,406.25
		TOTALS	20,875,000.00	0.00	13,915,000.00	3,216,684.05	0.00	1,569,851.32	1,646,832.73
REVENUE BONDS AND LOANS									
2017 GASOLINE TAX REFUNDING LOAN	03-17	2.25%	1,195,513	0.00	1,089,852	40,275.75	0.00	6,724.76	33,550.99
2016 PILT REFUNDING LOAN	12-16	1.44%	6,080,000	0.00	6,080,000	492,058.50	0.00	0.00	492,058.50
2016 GRT REVENUE	10-16	4.50%	6,845,000	0.00	6,845,000	2,267,228.10	0.00	33,381.08	2,233,847.02
2015 FIRE PROTECTION BOND	03-15	1.95%	2,025,000	0.00	1,240,000	122,150.99	0.00	72,800.00	49,350.99
2014 INCENTIVE PAYMENT REVENUE BOND**	07-14	2.09%	42,935,000	0.00	32,525,000	3,365,081.48	0.00	1,795,098.03	1,569,983.45
2013 NMFA LANDFILL PROJECT LOAN	11-13	2.10%	7,040,000	170,000.00	6,120,000	2,754,909.50	146,395.00	916,159.50	1,838,750.00
2013 NMFA LANDFILL REFUNDING LOAN	08-13	0.31%	2,146,263	457,375.00	461,491	52,440.76	4,665.61	42,560.31	9,880.45
2012 DETENTION REFUNDING LOAN - CUBA	10-12	3.84%	4,339,661	0.00	3,705,306	1,880,070.75	0.00	571,189.88	1,308,880.87
2010 INFRASTRUCTURE REFUNDING BOND	05-10	4.00%	2,650,000	0.00	2,030,000	1,246,454.59	0.00	552,098.33	694,356.26
2007 GRT REVENUE	06-07	4.50%	10,000,000	0.00	7,530,000	6,866,897.26	0.00	3,699,447.26	3,167,450.00
		TOTALS	85,256,436.98	627,375.00	67,626,649.40	19,087,567.68	151,060.61	7,689,459.15	11,398,108.53
NEW MEXICO FINANCE AUTHORITY LOANS FOR FIRE EQUIPMENT									
2013 NMFA FIRE EQUIP LOAN (ZIA VFD)	06-13	1.63%	48,363	0.00	34,808.00	4,336.22	0.00	2,012.80	2,323.42

**FINANCIAL REPORT OF THE COUNTY TREASURER
STATEMENT OF DEBT
FOR THE MONTH OF APRIL 2017**

104th FY
SANDOVAL COUNTY

PURPOSE	DATE OF ISSUE	RATE OR AVERAGE RATE	ORIGINAL AMOUNT OF ISSUE	REDEEMED THIS MONTH	PRINCIPAL AMOUNT OUTSTANDING	TOTAL INTEREST REQUIRED	INTEREST PAID THIS MONTH	INTEREST PAID TO DATE	INTEREST OUT-STANDING
2013 NMFA FIRE EQUIP LOAN (REGINA VFD)	06-13	1.63%	78,590	0.00	56,563.00	7,046.52	0.00	3,270.83	3,775.69
2013 NMFA FIRE EQUIP LOAN (PONDEROSAVFD)	06-13	1.63%	118,892	0.00	85,571.00	10,660.23	0.00	4,948.24	5,711.99
2013 NMFA FIRE EQUIP LOAN (SOUTH VFD)	06-13	1.63%	131,990	0.00	94,997.00	11,834.45	0.00	5,493.30	6,341.15
2013 NMFA FIRE EQUIP LOAN (LA MADERA VFD)	06-13	0.81%	28,212	0.00	11,711.00	665.53	0.00	549.60	115.93
2010 NMFA FIRE EQUIP LOAN (SOUTH VFD)	08-10	2.80%	201,985	0.00	106,774.00	36,131.60	0.00	27,220.39	8,911.21
2010 NMFA FIRE EQUIP LOAN (ALGODONES VFD)	08-10	2.80%	79,170	0.00	41,851.00	14,162.09	0.00	10,669.29	3,492.80
2010 NMFA FIRE EQUIP LOAN (PONDEROSA VFD)	08-10	2.80%	157,675	0.00	83,351.00	28,205.35	0.00	21,248.88	6,956.47
		TOTALS	844,877.00	0.00	515,626.00	113,041.99	0.00	75,413.33	37,628.66
GRAND TOTAL			106,976,313.98	627,375.00	82,057,275.40	22,417,293.72	151,060.61	9,334,723.80	13,082,569.92

MATURED AND REFUNDED BONDS

2010 ACQUISITION AND REFUNDING BOND (1)	04-10	3.00%	2,150,000	0.00	0.00	197,550.00	0.00	197,550.00	0.00
2005 FIRE PROTECTION BOND (2)	03-05	3.00%	5,000,000	0.00	0.00	1,461,106.28	0.00	1,461,106.28	0.00
2005 INCENTIVE PAYMENT REVENUE BOND (3)	09-05	3.50%	55,000,000	0.00	0.00	31,449,404.11	0.00	24,039,935.35	0.00
1999 GRT REFUNDING & IMPROVEMENT (4)	03-99	4.55%	4,800,000	0.00	0.00	2,054,139.47	0.00	2,054,139.47	0.00
2006 GO BOND (5)	12-06	4.00%	3,250,000	0.00	0.00	1,225,964.21	0.00	1,084,021.71	0.00
2007 PILT REVENUE BOND (6)	03-07	4.50%	10,000,000	0.00	0.00	4,728,746.83	0.00	3,267,389.33	0.00

** Payments for the Incentive Revenue Bonds are provided by the Intel Corporation under agreement.

- (1) 2010 Acquisition Bond matured 4/1/2015
- (2) 2005 Fire Protection Bond refunded 3/15/2015 with proceeds from the 2015 Fire Protection Bond
- (3) 2005 Incentive Revenue Bonds refunded 6/1/2015 with proceeds from the 2014 Incentive Payment Revenue Bonds
- (4) 1999 GRT Refunding & Improvement Bond matured 3/15/2015
- (5) 2006 GO Bond refunded 12/15/16 with proceeds from the 2016 GO Refunding Loan
- (6) 2007 PILT Revenue Bond refunded 12/15/16 with proceeds from the 2016 PILT Refunding Loan

April 2017
INVESTMENT ACCOUNTS SUMMARY

NEW MEXICO BANK & TRUST WEALTH MANAGEMENT - JANUARY 1, 2017 THROUGH DECEMBER 31, 2017

ALL ACCOUNTS	TOTAL OF ALL GENERAL FUND ACCOUNTS	SANDOVAL BOND RESERVE ACCOUNT*	2012 AMI KIDS BOND	AMI KIDS MAINTENANCE FUND	2015 LIBRARY BOND	TOTAL OF ALL INVESTMENT ACCOUNTS
	YEAR TO DATE	YEAR TO DATE	YEAR TO DATE	YEAR TO DATE	YEAR TO DATE	YEAR TO DATE
Beginning Value as of January 1, 2017	\$ 15,268,334.42	\$ 351,118.85	\$ 392,401.81	\$ 90,588.00	\$ 2,291,624.63	\$ 18,394,067.71 *
Cash/Security Transfers	\$ 123,984.12	\$ (124,615.85)	\$ (14.09)	\$ (4.36)	\$ (71.55)	\$ (721.73)
Contributions	\$ -	\$ -	\$ -	\$ -	\$ -	\$ -
Income	\$ 65,486.00	\$ 63.91	\$ 730.86	\$ 564.11	\$ 9,345.02	\$ 76,189.90
Fees	\$ (9,061.67)	\$ (162.60)	\$ (196.28)	\$ (60.64)	\$ (926.15)	\$ (10,407.34)
Withdrawals	\$ -	\$ -	\$ -	\$ -	\$ (568,274.67)	\$ (568,274.67)
Change in account value	\$ 22,596.51	\$ 456.84	\$ 956.90	\$ 211.01	\$ 7,002.88	\$ 31,224.14
Market Value as of March 31, 2017	\$ 15,471,339.38	\$ 226,861.15	\$ 393,879.20	\$ 91,298.12	\$ 1,738,700.16	\$ 17,922,078.01

*Summary does not include the PILT Bond Reserve Account which was closed in December 2016. The account held a balance of \$808,539.26 at the time of closing and is not reflected in the year-to-date values.

April 2017
INVESTMENT ACCOUNTS SUMMARY

NEW MEXICO BANK & TRUST WEALTH MANAGEMENT - JANUARY 1, 2017 THROUGH DECEMBER 31, 2017

ALL ACCOUNTS	SANDOVAL BOND RESERVE ACCOUNT*	2012 AMI KIDS BOND	AMI KIDS MAINTENANCE FUND	2015 LIBRARY BOND	SANDOVAL PILT REV BOND RESERVE FUND Closed 12/15/16	TOTAL OF ALL RESERVE, BOND, AND AGENCY FUND ACCOUNTS
	YEAR TO DATE	YEAR TO DATE	YEAR TO DATE	YEAR TO DATE	YEAR TO DATE	YEAR TO DATE
Beginning Value as of January 1, 2017	\$ 351,118.85	\$ 392,401.81	\$ 90,588.00	\$ 2,291,624.63	\$ 808,539.26	\$ 3,934,272.55
Cash/Security Transfers	\$ (124,615.85)	\$ (14.09)	\$ (4.36)	\$ (71.55)	\$ (74,773.42)	\$ (199,479.27)
Contributions	\$ -	\$ -	\$ -	\$ -	\$ -	\$ -
Income	\$ 63.91	\$ 730.86	\$ 564.11	\$ 9,345.02	\$ 5,406.12	\$ 16,110.02
Fees	\$ (162.60)	\$ (196.28)	\$ (60.64)	\$ (926.15)	\$ (1,185.70)	\$ (2,531.37)
Withdrawals	\$ -	\$ -	\$ -	\$ (568,274.67)	\$ (739,226.26)	\$ (1,307,500.93)
Change in account value	\$ 456.84	\$ 956.90	\$ 211.01	\$ 7,002.88	\$ 1,240.00	\$ 9,867.63
Market Value as of March 31, 2017	\$ 226,861.15	\$ 393,879.20	\$ 91,298.12	\$ 1,738,700.16	***closed	\$ 2,450,738.63

*Cash Management account combined with NMB-T Cash Management ALM account September 2015.

NEW MEXICO BANK & TRUST WEALTH MANAGEMENT - JANUARY 1, 2017 THROUGH DECEMBER 31, 2017

ALL ACCOUNTS	SANDOVAL GENERAL FUND ACCOUNT	SANDOVAL CASH MANAGEMENT **ACCOUNT*	SANDOVAL HOSPITAL EARNINGS ACCOUNT	SANDOVAL COUNTY INDIGENT FUND	TOTAL OF ALL GENERAL FUND ACCOUNTS	TOTAL OF ALL INVESTMENT ACCOUNTS
	YEAR TO DATE	YEAR TO DATE	YEAR TO DATE	YEAR TO DATE	YEAR TO DATE	YEAR TO DATE
Beginning Value as of January 1, 2017	\$ 4,499,096.70	\$ 6,698,794.42	\$ 1,057,509.64	\$ 3,012,933.66	\$ 15,268,334.42	\$ 19,202,606.97
Cash/Security Transfers	\$ (161.77)	\$ 124,328.53	\$ (37.99)	\$ (144.65)	\$ 123,984.12	\$ (75,495.15)
Contributions	\$ -	\$ -	\$ -	\$ -	\$ -	\$ -
Income	\$ 15,577.05	\$ 31,681.92	\$ 1,981.42	\$ 16,245.61	\$ 65,486.00	\$ 81,596.02
Fees	\$ (2,253.84)	\$ (4,263.48)	\$ (528.97)	\$ (2,015.38)	\$ (9,061.67)	\$ (11,593.04)
Withdrawals	\$ -	\$ -	\$ -	\$ -	\$ -	\$ (1,307,500.93)
Change in account value	\$ 13,430.57	\$ 6,043.74	\$ 2,485.30	\$ 636.90	\$ 22,596.51	\$ 32,464.14
Market Value as of March 31, 2017	\$ 4,525,688.71	\$ 6,856,585.13	\$ 1,061,409.40	\$ 3,027,656.14	\$ 15,471,339.38	\$ 17,922,078.01

*** PILT Revenue Bond Reserve Fund closed December 15, 2016 with the transfer of \$739,226.26 toward the refunding of the 2007 PILT Revenue Bond.

Remaining balance deposited to Cash Management Account.

Overview of your account

County of Sandoval - Bond Reserve

Activity summary

	This period (\$)	Year to date (\$)
Beginning market value	226,432.39	351,118.85
Cash and security transfers	-3.15	-124,615.85
Contributions	0.00	0.00
Income & Capital Gain Distributions	28.21	63.91
Fees	-31.05	-162.60
Withdrawals	0.00	0.00
Change in account value	434.75	456.84
Market value on Apr 30, 2017	\$226,861.15	\$226,861.15

Income earned

	This period (\$)	Year to date (\$)
Taxable income	28.21	63.91
Tax-exempt income	0.00	0.00
Tax-deferred income	0.00	0.00
Total income earned	\$28.21	\$63.91
Total short-term realized capital gain/loss	\$0.00	-\$600.00
Total long-term realized capital gain/loss	\$0.00	\$0.00
Total realized capital gain/loss	\$0.00	-\$600.00

This summary is for your reference. It is not intended for tax-reporting purposes. Taxable income is taxable at the federal level and may be taxable at the state level.

Asset Allocation on April 30, 2017

	Market value (\$)	Percent
■ Fixed Income	224,350.25	99%
■ Cash and Cash Equivalents	2,510.90	1%
Total of your account	\$226,861.15	100%

Pending Transactions could include any of the following items: overdrawn portfolios within the account, cash transfers posted after the last sweep run at month end, purchases placed after the last sweep run at month end, non marketable securities that are classified as liabilities or assets in the account with negative market value.



Activity summary

	This period (\$)	Year to date (\$)
Beginning market value	392,836.33	392,401.81
Cash and security transfers	-3.52	-14.09
Contributions	0.00	0.00
Income & Capital Gain Distributions	329.79	730.86
Fees	-49.15	-196.28
Withdrawals	0.00	0.00
Change in account value	765.75	956.90
Market value on Apr 30, 2017	\$393,879.20	\$393,879.20

Income earned

	This period (\$)	Year to date (\$)
Taxable income	329.79	730.86
Tax-exempt income	0.00	0.00
Tax-deferred income	0.00	0.00
Total income earned	\$329.79	\$730.86
Total short term realized capital gain/loss	\$0.00	\$0.00
Total long term realized capital gain/loss	\$0.00	\$0.00
Total realized capital gain/loss	\$0.00	\$0.00

This summary is for your reference. It is not intended for tax-reporting purposes. Taxable income is taxable at the federal level and may be taxable at the state level.

Asset Allocation on April 30, 2017

	Market value (\$)	Percent
■ Fixed Income	388,933.75	99%
■ Cash and Cash Equivalents	4,963.90	1%
Subtotal	\$393,897.65	100%
Pending Transactions	-18.45	
Total of your account	\$393,879.20	

Pending Transactions could include any of the following items: overdrawn portfolios within the account, cash transfers posted after the last sweep run at month end, purchases placed after the last sweep run at month end, non marketable securities that are classified as liabilities or assets in the account with negative market value.



Activity summary

	This period (\$)	Year to date (\$)
Beginning market value	91,072.96	90,588.00
Cash and security transfers	-1.09	-4.36
Contributions	0.00	0.00
Income & Capital Gain Distributions	1.37	564.11
Fees	-15.22	-60.64
Withdrawals	0.00	0.00
Change in account value	240.10	211.01
Market value on Apr 30, 2017	\$91,298.12	\$91,298.12

Income earned


	This period (\$)	Year to date (\$)
Taxable income	0.00	0.00
Tax-exempt income	1.37	564.11
Tax-deferred income	0.00	0.00
Total income earned	\$1.37	\$564.11
Total short term realized capital gain/loss	\$0.00	\$0.00
Total long term realized capital gain/loss	\$0.00	\$0.00
Total realized capital gain/loss	\$0.00	\$0.00

This summary is for your reference. It is not intended for tax-reporting purposes. Taxable income is taxable at the federal level and may be taxable at the state level.

Asset Allocation on April 30, 2017

	Market value (\$)	Percent
■ Fixed Income	87,924.65	96%
■ Cash and Cash Equivalents	3,373.47	4%
Total of your account	\$91,298.12	100%

Pending Transactions could include any of the following items: overdrawn portfolios within the account, cash transfers posted after the last sweep run at month end, purchases placed after the last sweep run at month end, non marketable securities that are classified as liabilities or assets in the account with negative market value.



Overview of your account [REDACTED] County of Sandoval - 2015 Library Bond Fund

Activity summary

	This period (\$)	Year to date (\$)
Beginning market value	1,730,237.59	2,291,624.63
Cash and security transfers	-15.52	-71.55
Contributions	0.00	0.00
Income & Capital Gain Distributions	2,751.67	9,345.02
Fees	-217.08	-926.15
Withdrawals	0.00	-568,274.67
Change in account value	5,943.50	7,002.88
Market Value on Apr 30, 2017	\$1,738,700.16	\$1,738,700.16

Income earned


	This period (\$)	Year to date (\$)
Taxable income	2,751.67	9,345.02
Tax-exempt income	0.00	0.00
Tax-deferred income	0.00	0.00
Total income earned	\$2,751.67	\$9,345.02
Total short term realized capital gain/loss	\$0.00	-\$3.46
Total long term realized capital gain/loss	\$0.00	\$0.00
Total realized capital gain/loss	\$0.00	-\$3.46

This summary is for your reference. It is not intended for tax-reporting purposes. Taxable income is taxable at the federal level and may be taxable at the state level.

Asset Allocation on April 30, 2017

	Market value (\$)	Percent
■ Fixed Income	1,732,414.88	100%
■ Cash and Cash Equivalents	6,285.28	0%
Total of your account	\$1,738,700.16	100%

Pending Transactions could include any of the following items: overdrawn portfolios within the account, cash transfers posted after the last sweep run at month end, purchases placed after the last sweep run at month end, non marketable securities that are classified as liabilities or assets in the account with negative market value.



Overview of your account

County of Sandoval - General Fund

Activity summary

	This period (\$)	Year to date (\$)
Beginning market value	4,519,706.91	4,499,096.70
Cash and security transfers	-40.46	-161.77
Contributions	0.00	0.00
Income & Capital Gain Distributions	201.53	15,577.05
Fees	-565.20	-2,253.84
Withdrawals	0.00	0.00
Change in account value	6,385.93	13,430.57
Market value on Apr 30, 2017	\$4,525,688.71	\$4,525,688.71

Income earned


	This period (\$)	Year to date (\$)
Taxable income	201.53	15,577.05
Tax-exempt income	0.00	0.00
Tax-deferred income	0.00	0.00
Total income earned	\$201.53	\$15,577.05
Total short-term realized capital gain/loss	\$0.00	\$0.00
Total long-term realized capital gain/loss	-\$677.70	-\$2,684.59
Total realized capital gain/loss	-\$677.70	-\$2,684.59

This summary is for your reference. It is not intended for tax-reporting purposes. Taxable income is taxable at the federal level and may be taxable at the state level.

Asset Allocation on April 30, 2017

	Market value (\$)	Percent
■ Fixed Income	4,047,843.89	89%
■ Cash and Cash Equivalents	477,844.82	11%
Total of your account	\$4,525,688.71	100%

Pending Transactions could include any of the following items: overdrawn portfolios within the account, cash transfers posted after the last sweep run at month end, purchases placed after the last sweep run at month end, non marketable securities that are classified as liabilities or assets in the account with negative market value.



Overview of your account **County of Sandoval Cash Management ALM**

Activity summary

	This period (\$)	Year to date (\$)
Beginning market value	6,852,204.20	6,698,794.42
Cash and security transfers	-76.31	124,328.53
Contributions	0.00	0.00
Income & Capital Gain Distributions	1,299.59	31,681.92
Fees	-1,077.74	-4,263.48
Withdrawals	0.00	0.00
Change in account value	4,235.39	6,043.74
Market value on Apr 30, 2017	\$6,856,585.13	\$6,856,585.13

Income earned


	This period (\$)	Year to date (\$)
Taxable income	1,299.59	31,681.92
Tax-exempt income	0.00	0.00
Tax-deferred income	0.00	0.00
Total income earned	\$1,299.59	\$31,681.92
Total short term realized capital gain/loss	\$0.00	\$0.00
Total long term realized capital gain/loss	\$0.00	-\$54,038.51
Total realized capital gain/loss	\$0.00	-\$54,038.51

This summary is for your reference. It is not intended for tax-reporting purposes. Taxable income is taxable at the federal level and may be taxable at the state level.

Asset Allocation on April 30, 2017

	Market value (\$)	Percent
■ Fixed Income	6,707,637.27	98%
■ Cash and Cash Equivalents	148,947.86	2%
Total of your account	\$6,856,585.13	100%

Pending Transactions could include any of the following items: overdrawn portfolios within the account, cash transfers posted after the last sweep run at month end, purchases placed after the last sweep run at month end, non marketable securities that are classified as liabilities or assets in the account with negative market value.



Overview of your account

County of Sandoval - Hospital Earnings

Activity summary

	This period (\$)	Year to date (\$)
Beginning market value	1,058,643.59	1,057,509.64
Cash and security transfers	-9.49	-37.99
Contributions	0.00	0.00
Income & Capital Gain Distributions	925.70	1,981.42
Fees	-132.45	-528.97
Withdrawals	0.00	0.00
Change in account value	1,982.05	2,485.30
Market value on Apr 30, 2017	\$1,061,409.40	\$1,061,409.40

Income earned


	This period (\$)	Year to date (\$)
Taxable income	925.70	1,981.42
Tax-exempt income	0.00	0.00
Tax-deferred income	0.00	0.00
Total income earned	\$925.70	\$1,981.42
Total short-term realized capital gain/loss	\$0.00	\$0.00
Total long-term realized capital gain/loss	\$0.00	\$0.00
Total realized capital gain/loss	\$0.00	\$0.00

This summary is for your reference. It is not intended for tax-reporting purposes. Taxable income is taxable at the federal level and may be taxable at the state level.

Asset Allocation on April 30, 2017

	Market value (\$)	Percent
■ Fixed Income	1,041,997.07	98%
■ Cash and Cash Equivalents	19,412.33	2%
Total of your account	\$1,061,409.40	100%

Pending Transactions could include any of the following items: overdrawn portfolios within the account, cash transfers posted after the last sweep run at month end, purchases placed after the last sweep run at month end, non marketable securities that are classified as liabilities or assets in the account with negative market value.



Overview of your account

County of Sandoval Indigent Needs ALM

Activity summary

	This period (\$)	Year to date (\$)
Beginning market value	3,028,035.75	3,012,933.66
Cash and security transfers	-36.19	-144.65
Contributions	0.00	0.00
Income & Capital Gain Distributions	22.04	16,245.61
Fees	-504.69	-2,015.38
Withdrawals	0.00	0.00
Change in account value	139.23	636.90
Market value on Apr 30, 2017	\$3,027,656.14	\$3,027,656.14


Income earned

	This period (\$)	Year to date (\$)
Taxable income	22.04	16,245.61
Tax-exempt income	0.00	0.00
Tax-deferred income	0.00	0.00
Total income earned	\$22.04	\$16,245.61
Total short term realized capital gain/loss	\$0.00	\$0.00
Total long term realized capital gain/loss	\$0.00	-\$28,305.89
Total realized capital gain/loss	\$0.00	-\$28,305.89

This summary is for your reference. It is not intended for tax-reporting purposes. Taxable income is taxable at the federal level and may be taxable at the state level.

Asset Allocation on April 30, 2017

	Market value (\$)	Percent
■ Fixed Income	2,973,626.11	98%
■ Cash and Cash Equivalents	54,030.03	2%
Total of your account	\$3,027,656.14	100%



Pending Transactions could include any of the following items: overdrawn portfolios within the account, cash transfers posted after the last sweep run at month end, purchases placed after the last sweep run at month end, non marketable securities that are classified as liabilities or assets in the account with negative market value.