

SANDOVAL COUNTY BUDGET RECAPITULATION

FISCAL YEAR 07/01/08 TO 06/30/09

<u>B-OVER</u>	Number of Employees	26	431	89,908
CLASSIFICATION OF COUNTY		PART-TIME	FULL-TIME	OFFICIAL CENSUS

		2008			
	FINAL VALUATION		OPERATING TAX RATE	=	PRODUCTION
RESIDENTIAL	2,272,637,573	X	0.005054	=	11,485,910
NON-RESIDENTIAL	957,350,314	X	0.005208	=	4,985,880
OIL, GAS, & EQUIP.	6,900,624	X	0.010350	=	71,421
TOTAL PRODUCTION					= 16,543,211

IN DOLLARS							
SECTION	FUND	CODE	UNAUDITED BEGINNING CASH BALANCE	BUDGETED FUND REVENUES	BUDGETED FUND TRANSFERS	BUDGETED FUND EXPEND.	ESTIMATED FUNDING FUND CASH BALANCE
	(1)	(2)	(3)	(4)	(5)	(6)	(7)
A	General	401	3,784,790	22,968,062	(7,221,780)	15,326,089	4,204,983
viz	G/F reserves \$3,831,622						0
B	Road	402	754,370	5,402,149	2,204,522	7,717,884	643,157
viz	Road Reserves \$643,157.						0
	Farm & Range	403	33,155	9,102	0	42,257	0
	Recreation	404	1,690	150	0	1,747	93
	SW Youth Soccer	405	0	80,000	0	80,000	0
	Indigent Claims	406	1,873,067	2,161,107	(245,943)	2,840,385	947,846
	Regina Fire Dist.	407	58,390	65,438	0	119,865	3,963
	Placitas Fire Dist.	408	103,144	123,990	0	168,990	58,144
	Algodones Fire Dist.	409	3,181	43,628	0	46,809	0
	Pena Blanca Fire Dist.	410	105,193	43,628	0	57,467	91,354
	Ponderosa Fire Dist.	411	119,487	153,835	0	194,529	78,793
	La Madera Fire Dist.	412	28,038	43,628	0	53,310	18,356
	La Cueva Fire Dist.	413	116,944	138,945	0	168,945	86,944
	Sandoval county EMS	414	0	18,972	0	18,972	0
	Co. Clerk Equip. Rec.	415	321,981	171,241	0	193,069	300,153
	Sheriff's CARE Prog.	416	3,978	1,107	0	3,621	1,464
	Torreon Fire Dist.	417	12,020	39,032	0	51,052	0
	E-911 Comm.	418	103,325	119,290	709,222	931,837	0
	Water Project Fund	419	0	0	4,354,463	4,354,463	0
	SaCo Project Fund	420	364,625	0	470,701	835,326	0
	Universal Hiring Grant	421	(59,412)	34,412	25,000	0	0
	Narcotics Fund	422	1,426	0	0	1,426	0
	Law Enforcement	423	2,963	54,000	0	54,000	2,963
	Algodones EMS	424	779	6,030	0	6,030	779
	Comcast Cable Comm.	425	21,233	14,525	0	30,681	5,077
	Zia Pueblo Fire Dist.	426	55,244	43,628	0	83,628	15,244
	Santo Domingo EMS	427	757	8,682	0	8,682	757
	JEMEZ Pueblo EMS	428	5,905	10,426	0	10,426	5,905
	La Cueva EMS	430	0	7,412	0	7,412	0
	Placitas EMS	431	260	6,303	0	6,303	260
	Ponderosa EMS	432	5,095	5,000	0	5,000	5,095
	La Madera EMS	433	1,461	5,093	0	5,093	1,461
	Regina EMS	434	594	7,422	0	7,422	594
	Pena Blanca EMS	435	857	5,232	0	5,232	857
	Navajo- Torreon EMS	436	7	7,069	0	7,069	7

IN DOLLARS							
S E C T I O N S	FUND	CODE	UNAUDITED BEGINNING CASH BALANCE	BUDGETED FUND REVENUES	BUDGETED FUND TRANSFERS	BUDGETED FUND EXPEND.	ESTIMATED FUNDING FUND CASH BALANCE
	(1)	(2)	(3)	(4)	(5)	(6)	(7)
	Zia Pueblo EMS	437	267	5,000	0	5,000	267
Jemez Mtn. Trail Grant	438	(8,019)	13,861	0	5,842	0	
SaCo 1/4% Fire Fund	440	1,641,783	374,785	701	1,304,871	712,398	
El Zocalo	443	0	137,437		137,437	0	
Cell Tower Fees	444	44,577	25,500	0	44,577	25,500	
Special Legislative Appro.	445	4,424	148,850	0	148,850	4,424	
Fairgrounds Management	449	(7,643)	0	1,052,841	1,045,198	0	
GIS Mapping Fees	450	4,612	0	0	4,612	0	
SaCo Fire	452	(23,116)	58,551	0	35,435	0	
Placitas Library	456	(12,397)	346,500	0	334,103	0	
Transportation Program	457	(214,225)	1,568,101	3,798,125	5,152,001	0	
Bldg. Maint./Construction	458	151,476	214,082	256,364	470,446	151,476	
CYFD/Kasey Says Read	459	(13,947)	13,947	0	0	0	
Haven House Expansion	461	0	500,000	0	500,000	0	
CDBG-WIC Public Health	466	87,991	0	(87,991)	0	0	
Forest Reserve Title III	467	163,854	18,746	0	163,706	18,894	
EDA Planning Grant	468	(281,656)	281,656	0	0	0	
Wildland Suppression Fund	480	701	0	(701)	0	0	
Property valuation	499	399,593	480,000	0	661,265	218,328	
NM Dept. of Health/mat.	500	(245,244)	591,029	104,316	450,101	0	
Substance Abuse	501	16,404	250,000	0	250,000	16,404	
DWI Grant	502	(6,338)	896,539	102,000	992,201	0	
Lodgers Tax Fund	503	17,060	26,000	0	20,000	23,060	
Solid Waste Fund	504	1,997,434	2,350,000	(356,615)	2,298,442	1,692,377	
Landfill Closure Fund	505	930,438	0	0	930,438	0	
Tourism Co-op	506	36,547	0	(36,547)	0	0	
NM Clean & Beautiful	508	18,836	0	0	18,836	0	
Debt Service Fund	561	4,239,492	5,677,197	0	5,677,197	4,239,492	
G.O.B. Debt Service	562	1,962,970	1,949,760	0	1,949,760	1,962,970	
1999 GRT Infrastructure Bo	565	5,689	0	0	5,689	0	
2003 GO Bond	571	31,877	0	0	31,877	0	
2003 Landfill Refunding Bor	574	92,263	0	0	92,263	0	
2003 Landfill Revenue Bond	577	206,864	0	0	206,864	0	
2008 Infrastructure Bond	583	1,337,120	0	0	1,337,120	0	
Incentive Revenue (Intel)	579	11,955,454	0	(9,300,178)	2,655,276	0	
2005 Incentive Revenue Bond	580	1,022,236	0	(101,888)	920,348	0	
PILT Revenue Bond	581	5,072,078	0	(306,470)	4,765,608	0	
2007 GRT. Revenue Bond	582	10,056,187	0	0	10,056,187	0	
Senior Support Program	602	(4,986)	33,977	1,461,405	1,490,396	0	
Senior Citizens	604	111,155	550,559	178,709	729,268	111,155	
Senior Ancillary Program	605	548,868	235,933	59,295	297,219	546,877	
Juvenile Detention	608	463,946	548,985	487,337	1,500,268	0	
Detention Fund	609	(57,975)	6,055,003	2,059,178	8,056,206	0	
EMS/Fire Department	610	442,818	1,414,700	245,943	2,103,461	0	
Legislative Funding	611	(2,876,227)	9,962,094	87,991	7,085,867	87,991	
(HUD) Shelter Plus Care	612	(39,716)	254,018	0	214,302	0	
Homeland Security Grant	613	(432,884)	607,884	0	175,000	0	
Eastern SSCAFCA	614	50,000	100,000	0	150,000	0	
<b>TOTAL &gt;&gt;&gt;&gt;</b>		<b>46,715,188</b>	<b>67,489,232</b>	<b>0</b>	<b>97,918,558</b>	<b>16,285,862</b>	



**COUNTY OF SANDOVAL**  
**FISCAL YEAR 07/01/2008 TO 06/30/2009**


<b>419 FUND Miscellaneous</b>		<b>APPROVED BY COMMISSION</b>	<b>DFA ADJUSTMENTS</b>
<b>DEPARTMENT Water Project Fund</b>			
<b>A- EXPENDITURE CLASSIFICATION C3</b>			
1	01 RETIREE HEALTH	933.00	
2	100 - 199 PERSONAL SERVICES		
3	101 Elected Officials Salaries		
4	102 Full-Time Salaries	71,790.00	
5	103 Part-Time Salaries		
6	104 Over Time Pay		
7	105 PERA	6,569.00	
8	106 FICA	5,492.00	
9	107 Group Insurance	5,000.00	
10	108 Unemployment Insurance		
11	109 Other Employee Benefits	10.00	
12	<b>SUB-TOTAL</b>	<b>89,794.00</b>	
13	200 - 599 OPERATING EXPENSES		
14	201 Vehicle Repairs		
15	202 Vehicle Maintenance/Expenses	855.00	
16	203 Maintenance Contracts		
17	204 Registration Fees/Dues		
18	205 Mileage and Per Diem	5,852.00	
19	206 Postage		
20	207 Telephone		
21	208 Electricity		
22	209 Heating/Gas		
23	210 Water		
24	211 Property Insurance		
25	212 Multi-Line/Liability		
26	213 Tort Liability Insurance		
27	214 Workers Compensation	151.00	
28	215 Building Repairs/Maintenance		
29	216 Record Book		
30	217 Official Bond		
31	218 Equipment Repair/Maintenance		
32	219 Office supplies		
33	220 Cleaning Supplies		
34	221 Printing and Publishing		
35	223 Subscriptions & Dues		
36	310 Professional Services		
37	242 Gasoline	1,200.00	
38	315 Signs/Rural Addressing		
39	584 Training Expense	2,110.00	
40	511 Shop Supplies		
41	416 Water Study Activities Dist. V	787,752.00	
42	417 RR Water Reuse Project	1,483,643.00	
43	418 Desalination Project	1,179,954.00	
44	419 Utility Project	53,152.00	
45	420 Corrales Water/Sewer Project	750,000.00	
46	604 CAPITAL OUTLAY		
47	608 CAPITAL OUTLAY-Telephone Equipment		
48	<b>GRAND TOTAL</b>	<b>4,354,463.00</b>	

Salary Schedule (1 of 1)

Pre-Fiscal Year 07/01/08 to 07/01/09

FUND - Miscellaneous		DEPARTMENT - Water Project Fund		DIVISION - 419-C3		Current Hourly Salary	Current Monthly Salary	Percent Increase	Effective Date	Proposed Salary New Monthly Rate	Annual Requirement
1	*Bralley, Guy	Water Resources Admin.				32,870.9	5,697.62	5%	7/1/2008	5,982.50	71,790
2											
3											
4											
5											
6											
7											
8											
10											
11											
12											
13											
14	*Remaining Salaries covered under 401-19 (\$47,371)										
15											
16											
17											
18											
19											6,569
20											5,492
21											5,000
22											933
23											10
24											
										GRAND TOTAL	89,794

**Sandoval County Treasurer's  
Financial Report**



**For the Month of August 2008**

**September 24, 2008**

*Lisa Greene*

Accounting Supervisor

*Donnae Dominguez*

Sandoval County Treasurer

97TH FY  
SANDOVAL COUNTY  
FINANCIAL REPORT OF THE COUNTY TREASURER  
DETAIL OF FUNDS  
FOR THE MONTH OF AUGUST 2008

FUND	CODE	BALANCE		RECEIPTS		TRANSFERS		DISBURSEMENTS		TREASURERS BALANCE
		July 1, 2008	TO DATE	TO DATE	TO DATE	TO DATE	TO DATE			
SECTION A1 (BUDGETED FUNDS-LIMITED)										
GENERAL FUND	401	3,916,450.78	919,810.84	0.00	0.00	0.00	0.00	-2,988,038.29	1,850,263.31	
ROAD FUND	402	1,302,859.10	900,475.04	0.00	0.00	0.00	0.00	-1,359,663.88	244,387.26	
FARM & RANGE FUND	403	33,154.78	0.00	0.00	0.00	0.00	0.00	0.00	33,154.78	
RECREATION FUND	404	1,690.48	35.14	0.00	0.00	0.00	0.00	0.00	1,725.60	
SW YOUTH SOCCER COMPLEX	405	0.00	0.00	0.00	0.00	0.00	0.00	-92,592.03	0.00	
INDIGENT FUND	406	1,877,663.01	408,517.49	0.00	0.00	0.00	0.00	-6,228.73	2,191,648.47	
REGINA FIRE	407	59,844.05	63,945.00	0.00	0.00	0.00	0.00	-62,400.23	113,580.32	
PLACITAS FIRE	408	3,573.15	90,509.00	0.00	0.00	0.00	0.00	-10,452.47	83,681.69	
ALGODONES FIRE	409	105,487.41	42,632.00	0.00	0.00	0.00	0.00	-8,788.98	139,340.55	
PEÑA BLANCA FIRE	410	119,027.36	150,920.00	0.00	0.00	0.00	0.00	-10,844.45	258,702.91	
PONDEROSA FIRE	411	28,037.58	42,632.00	0.00	0.00	0.00	0.00	-7,431.18	65,238.39	
LA MADERA FIRE	412	117,018.95	135,819.00	0.00	0.00	0.00	0.00	-12,168.28	240,739.56	
LA CUEVA FIRE	413	0.00	27,408.00	0.00	0.00	0.00	0.00	-383.50	27,024.50	
SACO EMS	414	321,860.75	22,241.00	0.00	0.00	0.00	0.00	-6,058.04	338,163.71	
CLERKS EQUIPMENT RECORDING FEES	415	4,250.87	289.00	0.00	0.00	0.00	0.00	-618.01	3,821.88	
SHERIFFS CARE FUND	416	12,020.24	38,141.00	0.00	0.00	0.00	0.00	-10,002.35	40,158.89	
TORREON FIRE	417	106,204.73	733.30	0.00	0.00	0.00	0.00	-188,106.22	-82,188.19	
E-911 COMMUNICATIONS	418	0.00	0.00	0.00	0.00	0.00	0.00	-101,881.03	-101,881.03	
WATER PROJECT FUND	419	378,743.51	0.00	0.00	0.00	0.00	0.00	-24,784.23	353,821.28	
SACO PROJECT FUND	420	-59,412.33	0.00	0.00	0.00	0.00	0.00	0.00	-59,412.33	
UNIVERSAL HIRING GRANT	421	1,428.35	0.00	0.00	0.00	0.00	0.00	0.00	1,428.35	
NARCOTICS FUND	422	10,687.17	58,900.00	0.00	0.00	0.00	0.00	-7,753.05	61,704.12	
LAW ENFORCEMENT PROTECTION	423	778.75	5,590.00	0.00	0.00	0.00	0.00	-775.50	5,893.25	
ALGODONES EMS	424	28,033.12	3,863.67	0.00	0.00	0.00	0.00	-4,900.00	25,096.79	
COMCAST CABLE COMMUNICATIONS	425	55,244.15	43,298.00	0.00	0.00	0.00	0.00	-7,448.13	91,084.02	
ZIA PUEBLO FIRE	426	755.57	8,787.00	0.00	0.00	0.00	0.00	-329.27	9,214.30	
SANTO DOMINGO EMS	427	6,049.87	69,158.00	0.00	0.00	0.00	0.00	0.00	75,218.87	
JEMEZ PUEBLO EMS	428	0.00	0.00	0.00	0.00	0.00	0.00	0.00	0.00	
JEMEZ VALLEY AMBULANCE EMS	429	0.00	7,425.00	0.00	0.00	0.00	0.00	-41.34	7,383.66	
LA CUEVA EMS	430	298.50	6,165.00	0.00	0.00	0.00	0.00	-913.72	6,110.78	
PLACITAS EMS	431	5,085.41	5,000.00	0.00	0.00	0.00	0.00	-5,020.50	5,074.91	
PONDEROSA EMS	432	1,481.07	5,096.00	0.00	0.00	0.00	0.00	-1,483.16	5,093.91	
LA MADERA EMS	433	593.52	7,298.00	0.00	0.00	0.00	0.00	-1,472.82	6,418.90	
REGINA EMS	434	858.65	5,473.00	0.00	0.00	0.00	0.00	-1,448.60	4,891.05	
PEÑA BLANCA EMS	435	6.35	7,074.00	0.00	0.00	0.00	0.00	-8.23	7,074.82	
TORREON EMS	436	857.33	5,000.00	0.00	0.00	0.00	0.00	-884.35	4,972.98	
ZIA PUEBLO EMS	437	-8,018.98	591.50	0.00	0.00	0.00	0.00	0.00	-7,437.48	
JEMEZ MTN. TRAIL GRANT	438	1,841,922.98	128,228.97	0.00	0.00	0.00	0.00	-116,840.95	1,853,488.98	
SANDOVAL COUNTY-1A CENT	440	0.00	5,184.37	0.00	0.00	0.00	0.00	-8,438.78	-3,254.41	
EL ZOCALO	443	44,577.00	0.00	0.00	0.00	0.00	0.00	0.00	44,577.00	
CELL TOWER FUND	444	4,431.84	0.00	0.00	0.00	0.00	0.00	-12,449.51	-8,017.67	
SPECIAL APPROPRIATION PROJECT	445	-7,638.47	2,540.00	0.00	0.00	0.00	0.00	-55,722.07	-60,820.54	
COUNTY FAIRGROUNDS MANAGEMENT	448	4,612.33	0.00	0.00	0.00	0.00	0.00	0.00	4,612.33	
GIS MAPPING	450	-23,046.02	194,864.88	0.00	0.00	0.00	0.00	-14,359.75	87,078.21	
FIRE PROTECTION FUND	452	-12,397.23	0.00	0.00	0.00	0.00	0.00	0.00	-12,397.23	
PLACITAS COMM PUBLIC LIBRARY	453	30,512.98	155,282.24	0.00	0.00	0.00	0.00	-388,658.58	-184,154.36	
5311 TRANSIT PROGRAM	457	151,475.78	36,012.00	0.00	0.00	0.00	0.00	0.00	187,487.78	
BUILDING MAINT & CONSTRUCTION	458	-5,574.22	20,871.30	0.00	0.00	0.00	0.00	-8,372.85	6,824.03	
CYD/KASEY SAYS READING DOG	459	0.00	0.00	0.00	0.00	0.00	0.00	0.00	0.00	
CDBG/SOQUE SEWER PROJECT	464	87,890.73	0.00	0.00	0.00	0.00	0.00	0.00	87,890.73	
CDBG WIC PUBLIC HEALTH	466	163,854.32	0.00	0.00	0.00	0.00	0.00	0.00	163,854.32	
FOREST RESERVE TITLE III	467	-281,208.25	340,000.00	0.00	0.00	0.00	0.00	0.00	58,791.75	
EL ZOCALO PROJECT	468	700.77	0.00	0.00	0.00	0.00	0.00	0.00	700.77	
WILDLAND SUPPRESSION FUND	480	0.00	0.00	0.00	0.00	0.00	0.00	0.00	0.00	
SECTION A1 SUBTOTALS		10,334,128.27	3,985,283.54	0.00	0.00	0.00	0.00	-6,108,915.84	6,218,484.27	

FINANCIAL REPORT OF THE COUNTY TREASURER  
OF FUNDS  
FOR THE MONTH OF AUGUST 2008

97TH FY  
SANDOVAL COUNTY  
FUND

SECTION A2 (BUDGETED FUNDS-LIMITED)

CODE	BALANCE July 1, 2008	RECEIPTS TO DATE	TRANSFERS TO DATE	DISBURSEMENTS TO DATE	TREASURER'S BALANCE
500	-219,522.64	88,588.08	0.00	-81,405.42	-217,339.98
501	62,723.43	23,033.33	0.00	-47,068.43	38,688.33
502	40,794.88	174,728.47	0.00	-155,827.75	89,695.58
503	17,084.77	4,828.47	0.00	-3,224.03	18,770.21
504	2,089,917.61	436,808.84	0.00	-458,050.42	2,068,675.42
505	930,438.20	0.00	0.00	-57.48	930,438.20
506	36,804.84	6,870.78	0.00	-2,680.00	26,205.62
508	22,216.09	0.00	0.00	-512,316.95	65,428.40
509	2,223.40	575,521.65	0.00	-298,838.47	-262,788.25
501	0.00	0.00	0.00	-122,101.43	112,774.04
502	4,945.77	384.45	0.00	-38,282.82	555,804.30
504	108,069.14	128,808.33	0.00	-42,082.73	469,870.73
505	565,110.12	37,977.00	0.00	-1,877,502.91	-1,278,487.53
508	478,272.51	30,790.95	0.00	-317,834.08	392,301.63
509	-56,792.81	265,682.06	0.00	-418,854.44	-2,886,052.16
510	444,273.98	308,959.29	0.00	-27,288.15	20,512.85
511	-2,777,104.01	87,488.00	0.00	-36,800.00	-27,050.88
512	-367,718.00	138,222.00	0.00	0.00	50,000.00
513	50,000.00	0.00	0.00	0.00	131,000.00
515	0.00	131,000.00	0.00	0.00	0.00
	1,378,046.38	2,889,055.89	0.00	-4,196,826.81	59,275.46

SECTION A2 SUBTOTALS

SECTION B (BUDGETED FUNDS-UNLIMITED)

550	5,877,724.20	-3,858.73	0.00	0.00	5,874,084.47
551	787,480.43	-2,593.21	0.00	0.00	784,887.22
560	1,223,366.78	3,070.84	0.00	0.00	1,226,437.63
561	2,836,541.95	406,763.00	0.00	-407,882.50	2,835,421.45
562	2,095,328.82	31,203.98	0.00	-338,380.63	1,288,149.97
563	1,014,771.54	598.98	0.00	-113,967.82	901,502.70
565	15.84	5,693.37	0.00	0.00	5,709.21
567	30,007.59	543.67	0.00	-21,931.25	8,720.01
568	0.00	0.00	0.00	0.00	0.00
571	31,876.70	80.00	0.00	0.00	31,956.70
574	82,282.89	231.80	0.00	0.00	82,484.28
577	206,893.51	519.24	0.00	0.00	207,382.75
579	11,848,798.30	27,209.09	0.00	-405,082.35	11,561,013.04
580	1,028,644.59	2,594.10	0.00	-8,610.91	1,021,628.78
581	5,171,019.08	12,608.83	0.00	-136,323.34	5,047,294.35
582	10,058,183.80	16,583.82	0.00	0.00	10,074,755.42
583	1,337,119.82	5,279.08	0.00	-10,370.03	1,332,028.87
	43,894,852.76	500,951.09	0.00	-1,844,238.83	42,411,345.22

SECTION B SUBTOTALS

SECTION C (SPECIAL DISTRICTS)

702	24,982.00	21,848.03	0.00	-42,805.42	4,224.61
705	28,904.92	42,082.38	0.00	-58,452.82	15,564.48
706	1,035.00	1,950.00	0.00	-2,100.00	885.00
707	1,100.00	3,725.00	0.00	-2,825.00	2,900.00
714	1,169.18	1,443.80	0.00	-2,330.90	281.88
715	508.90	250.00	0.00	-813.34	-54.44
729	3,942.37	19,482.57	0.00	-12,851.79	10,443.15
727	251.04	142.08	0.00	-393.12	0.00
728	3,205.80	1,697.35	0.00	-4,802.95	0.00
729	418.66	222.05	0.00	-541.71	0.00
730	10.57	16.91	0.00	-27.48	0.00
731	8.72	4.73	0.00	-14.45	0.00
733	2,382.33	2,727.96	0.00	-4,480.57	829.77
	68,981.34	95,502.87	0.00	-130,238.55	34,274.48

SECTION C SUBTOTALS



37TH FY.  
SANDOVAL COUNTY  
FINANCIAL REPORT OF THE COUNTY TREASURER  
DETAIL OF FUNDS  
FOR THE MONTH OF AUGUST 2008

FUND	CODE	BALANCE July 1, 2008	RECEIPTS TO DATE	TRANSFERS TO DATE	DISBURSEMENTS TO DATE	TREASURER'S BALANCE
<b>SECTION D (DISTRIBUTION-MUNICIPALITIES)</b>						
BERNALILLO	707	14,785.14	7,285.49	0.00	-18,838.35	2,124.28
JEMEZ SPRINGS	709	180.06	1,223.37	0.00	-1,205.72	197.71
SAN YSIDRO	710	692.98	429.64	0.00	-1,122.60	0.00
CORRALES	711	10,678.05	14,420.61	0.00	-20,803.20	4,496.46
CUEBA	712	487.45	628.71	0.00	-657.17	169.99
RIO RANCHO	713	103,423.20	145,529.06	0.00	-192,552.73	56,399.53
<b>SECTION D SUBTOTALS</b>		130,237.86	189,527.86	0.00	-236,377.77	63,387.97
<b>SECTION E (DISTRIBUTION-STATE)</b>						
STATE TAXES	591	35,730.70	45,493.45	0.00	-65,736.32	15,487.83
CATTLE	592	99.54	49.28	0.00	-197.26	11.56
SHEEP	593	4.15	0.00	0.00	-4.66	0.00
BISON	594	0.00	0.00	0.00	0.00	0.00
DAIRY	595	0.00	0.00	0.00	0.00	0.00
HORSES	596	327.55	92.78	0.00	-403.69	16.66
STATE P & I	597	6,892.44	2,194.18	0.00	-5,450.66	3,635.96
<b>SECTION E SUBTOTALS</b>		43,054.38	47,890.21	0.00	-71,732.58	19,152.01
<b>SECTION F (SCHOOL FUNDS)</b>						
TVI	700	33,727.81	50,095.53	0.00	-66,588.27	17,235.07
BERNALILLO PUBLIC SCHOOLS	720	90,253.95	88,244.54	0.00	-165,042.68	23,467.81
CUBA PUBLIC SCHOOLS	721	7,863.97	8,599.05	0.00	-12,014.25	2,467.77
JEMEZ VALLEY SCHOOLS	722	10,729.28	13,814.29	0.00	-22,821.61	1,621.96
ALBUQUERQUE PUBLIC SCHOOLS	723	31,314.94	41,491.42	0.00	-59,277.78	13,528.58
RIO RANCHO PUBLIC SCHOOLS	724	171,235.35	242,827.11	0.00	-321,783.28	92,269.17
MARIPOSA DISTRICT	725	0.00	0.00	0.00	0.00	0.00
<b>SECTION F SUBTOTALS</b>		345,157.30	448,070.94	0.00	-637,638.18	150,590.06
<b>SECTION H (REV-FURTHER DISTRIBUTION)</b>						
CASH OVER SHORT	603	0.00	24.88	0.00	0.00	24.88
REFUND-OVERPAYMENTS	471	648,239.45	19,883.88	0.00	-475,843.08	192,480.25
PUBLIC AUCTION SALES	473	0.00	0.00	0.00	0.00	0.00
TAXES PAID IN ADVANCE	474	3,858.24	943.22	0.00	0.00	4,901.46
RESEARCH MISCELLANEOUS	475	0.00	0.00	0.00	0.00	0.00
RESEARCH MISCELLANEOUS	475A	-9.29	0.00	0.00	0.00	-9.29
TAX SUSPENSE	476	9,198.50	0.00	0.00	0.00	9,198.50
TAX SUSPENSE	477	3,897.95	0.00	0.00	0.00	3,897.95
PROPERTY VALUATION	499	410,627.14	9,144.33	0.00	-65,424.84	354,346.63
<b>SECTION H SUBTOTALS</b>		1,075,899.88	28,996.12	0.00	-642,087.93	563,628.18
<b>GRAND TOTALS</b>		57,230,156.28	8,162,228.44	0.00	-13,872,037.08	51,520,347.63

FINANCIAL REPORT OF THE COUNTY TREASURER  
 BANK RECONCILIATION  
 FOR THE MONTH OF AUGUST 2008

97TH FY SANDOVAL COUNTY	BALANCE PER STATEMENT	DEPOSITS IN TRANSIT	OUTSTANDING CHECKS	BALANCE PER BOOKS	TOTAL
<b>BOND ACCOUNTS</b>					
<b>NEW MEXICO BANK &amp; TRUST</b>					
99 GRT INFRASTRUCTURE BOND (157)	5,705.01	0.00	0.00	5,705.01	
2002 LANDFILL BOND (168)	207,382.75	0.00	0.00	207,382.75	
2003 GO JUSTICE CENTER BOND (169)	31,956.70	0.00	0.00	31,956.70	
2003 LANDFILL REFUNDING BOND (170)	92,494.29	0.00	0.00	92,494.29	
2004 INCENTIVE REVENUE BOND (171)	652,206.62	0.00	103,569.90	548,636.72	
2005 INCENTIVE REVENUE BOND (173)	1,031,239.69	0.00	9,610.91	1,021,628.78	
2007 PILT REVENUE BOND (160)	5,047,204.35	0.00	0.00	5,047,204.35	
<b>FIRST STATE BANK</b>					
2005 FIRE PROTECTION BOND (172)	916,482.38	0.00	14,981.60	901,500.78	
2008 INFRASTRUCTURE BOND (114)	1,332,028.65	0.00	0.00	1,332,028.65	
<b>WELLS FARGO BANK</b>					
2007 GRT REVENUE BOND (162)	10,072,755.42	0.00	0.00	10,072,755.42	
<b>TOTAL BOND ACCOUNTS</b>					<b>\$19,261,293.45</b>
<b>RESTRICTED BOND RESERVES</b>					
<b>NEW MEXICO BANK &amp; TRUST</b>					
BOND RESERVE - 99 Infrastructure (163)	163,730.57	0.00	0.00	163,730.57	
BOND RESERVE - 99 Refunding	75,945.52	0.00	0.00	75,945.52	
BOND RESERVE - 2003 GRT	222,147.12	0.00	0.00	222,147.12	
BOND RESERVE - 2003 Landfill	552,454.07	0.00	0.00	552,454.07	
BOND RESERVE - 2005 Incentive	212,154.35	0.00	0.00	212,154.35	
BOND RESERVE - 2007 PILT	0.00	0.00	0.00	0.00	
<b>TOTAL RESTRICTED BOND RESERVES</b>					<b>\$1,226,431.63</b>

FINANCIAL REPORT OF THE COUNTY TREASURER  
BANK RECONCILIATION  
FOR THE MONTH OF AUGUST 2008

96TH FY SANDOVAL COUNTY	BALANCE PER STATEMENT	DEPOSITS IN TRANSIT	OUTSTANDING CHECKS	BALANCE PER BOOKS	TOTAL
<b>DEBT SERVICE ACCOUNTS</b>					
<b>NEW MEXICO BANK &amp; TRUST</b>					
DEBT SERVICE (153)	2,935,442.15	0.00	0.00	2,935,442.15	
GEN OBLIG. BOND D/S (154)	1,278,985.26	0.00	0.00	1,278,985.26	
HOMESTEAD BOND DEBT SERVICE (161)	8,720.01	0.00	0.00	8,720.01	
<b>TOTAL DEBT SERVICE ACCOUNTS</b>					<b>\$4,223,147.42</b>

<b>OPERATIONAL ACCOUNTS</b>					
<b>NEW MEXICO BANK &amp; TRUST</b>					
GENERAL FUND ACCOUNT (150)	5,197,365.05	4,419.59	89,175.45	5,112,609.19	
WARRANT (151)	0.00	0.00	0.00	0.00	
PAYROLL (152)	0.00	0.00	156,816.23	-156,816.23	
<b>WELLS FARGO BANK</b>					
CUBA ACCOUNT (165)	97,409.52	0.20	0.00	97,409.72	
<b>JEMEZ VALLEY CREDIT UNION</b>					
CANON ACCOUNT (155)	29,721.14	0.00	0.00	29,721.14	
<b>TOTAL OPERATIONAL ACCOUNTS</b>					<b>5,082,923.82</b>

<b>SUB-TOTAL</b>	<b>\$29,793,796.32</b>
CASH	1,000.00
INVESTMENTS (General Fund)	4,034,243.30
INVESTMENTS (Incentive Bond)	11,032,376.32
INVESTMENTS (Bond Reserve Fund)	5,874,064.47
INVESTMENTS (PILT Reserve Fund)	784,867.22
RET CKS ON HAND	0.00
<b>GRAND TOTAL</b>	<b>\$51,520,347.63</b>



**SANDOVAL COUNTY INVESTMENT PORTFOLIO ACCOUNT VALUATION**  
**AS OF AUGUST 31, 2008**  
**LORRAINE DOMINGUEZ - SANDOVAL COUNTY TREASURER**



Trade Date	Security	Par/ Maturity Value	Purchase Price (P Only)	Return of Principal	Cost Basis	Current Value	Yield to Maturity	Days Held
Daily	Govt. Money Market							
7/22/1997	SBA Adj. Rate Pool	\$92,562.51	\$92,562.51	\$0.00	\$92,562.51	\$92,562.51	1.4900%	N/A
	503831 Due 7/25/22	\$48,805.37	\$313,376.90	\$263,011.63	\$50,365.27	\$48,861.69	4.0000%	4471
5/6/2008	Fedl. Natl. Mortg. Assn. 6% Due 5/15/11	\$206,000.00	\$221,900.52	\$0.00	\$221,900.52	\$219,470.34	3.3000%	117
5/13/2008	US Treasury Note 3.625% Due 1/15/10	\$181,000.00	\$184,810.77	\$0.00	\$184,810.77	\$184,705.07	2.3300%	110
5/15/2008	US Treasury Note 4.625% Due 7/31/09	\$189,000.00	\$194,275.37	\$0.00	\$194,275.37	\$193,105.08	2.2700%	108
5/15/2008	US Treasury Note 3.625% Due 1/15/10	\$238,000.00	\$242,639.10	\$0.00	\$242,639.10	\$242,871.86	2.4200%	108
6/3/2008	Fedl. Natl. Mortg. Assn. 6% Due 5/15/11	\$81,000.00	\$86,728.40	\$0.00	\$86,728.40	\$86,296.59	3.4540%	89
6/6/2008	US Treasury Note 4.625% Due 7/31/09	\$345,000.00	\$354,595.49	\$0.00	\$354,595.49	\$352,493.40	2.1460%	86
6/11/2008	US Treasury Note 5.75% Due 8/15/10	\$300,000.00	\$318,000.00	\$0.00	\$318,000.00	\$319,665.00	2.8820%	81
6/18/2008	US Treasury Note 4% Due 9/30/09	\$495,000.00	\$503,716.46	\$0.00	\$503,716.46	\$504,360.45	2.5910%	74
6/26/2008	Fedl. Home Loan Mtg. Corp. 5.5% Due 9/15/11	\$155,000.00	\$163,058.76	\$0.00	\$163,058.76	\$163,576.15	3.7660%	66
7/8/2008	Fedl. Natl. Mortg. Assn. 4.25% Due 8/15/10	\$289,000.00	\$295,314.65	\$0.00	\$295,314.65	\$294,959.18	3.1700%	55
7/9/2008	US Treasury Note 4.5% Due 11/15/10	\$101,000.00	\$105,482.18	\$0.00	\$105,482.18	\$105,615.70	2.5400%	54
7/22/2008	Fedl. Natl. Mortg. Assn. 4.25% Due 8/15/10	\$65,000.00	\$65,989.76	\$0.00	\$65,989.76	\$66,340.30	3.4800%	41
7/31/2008	Fedl. Natl. Mortg. Assn. 4.25% Due 8/15/10	\$81,000.00	\$82,618.30	\$0.00	\$82,618.30	\$82,670.22	3.2300%	32
8/7/2008	Fed. Home Loan Mtg. Corp 4.125% Due 7/12/10	\$127,000.00	\$129,074.29	\$0.00	\$129,074.29	\$129,255.52	3.2400%	25
8/8/2008	US Treasury Note 4.5% Due 2/28/11	\$159,000.00	\$166,105.23	\$0.00	\$166,105.23	\$166,787.82	2.6800%	24
8/11/2008	Fed. Home Loan Mtg. Corp 4.125% Due 7/12/10	\$211,000.00	\$214,173.65	\$0.00	\$214,173.65	\$214,747.36	3.3100%	21
8/18/2008	US Treasury Note 5.75% Due 8/15/10	\$246,000.00	\$262,394.18	\$0.00	\$262,394.18	\$262,125.30	2.3000%	14

8/18/2008 US Treasury Note \$288,000.00 \$303,818.40 \$0.00 \$303,818.40 2.6500% 14  
 4.5% Due 9/30/11  
 Totals \$3,898,367.88 \$4,300,634.91 \$263,011.63 \$4,037,623.28 \$4,034,243.30 2.7512%

Accrued Interest \$34,758.99  
 Estimated Annual Income \$111,081.35

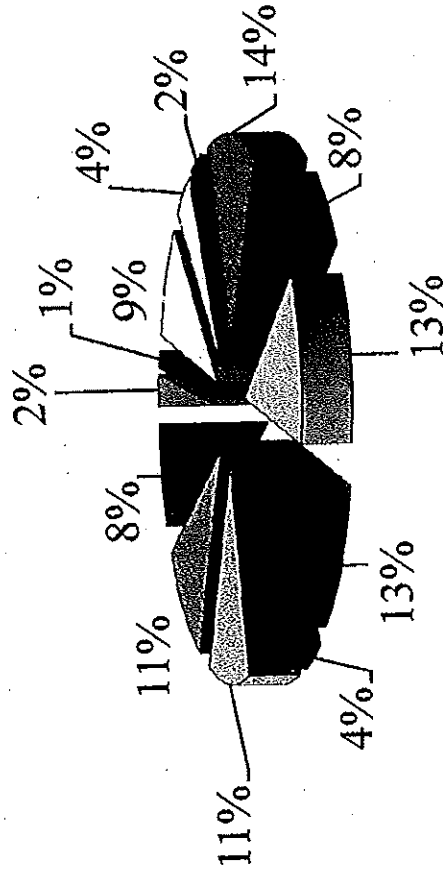
**SANDOVAL COUNTY TRADE ACTIVITY**  
**AUGUST 1, 2008 - AUGUST 31, 2008**

Trade Date	Security	Par/ Maturity Value	Purchase Price (P Only)	Return of Principal	Cost Basis	Sale/Maturity Value	Original Yield to Mat.	Days Held
7/31/2008	US Treasury Note 4.5% Due 2/28/11	\$317,000.00	\$331,067.83	\$0.00	\$331,067.83	\$331,164.83	2.7100%	2
3/31/2008	US Treasury Note 3.625% Due 1/15/10	\$109,000.00	\$112,934.14	\$0.00	\$112,934.14	\$111,200.82	1.5700%	130
5/13/2008	US Treasury Note 3.625% Due 1/15/10	\$57,000.00	\$58,200.08	\$0.00	\$58,200.08	\$58,150.89	2.3300%	85
8/5/2008	US Treasury Note 4.5% Due 2/28/11	\$316,000.00	\$329,727.04	\$0.00	\$329,727.04	\$330,539.79	2.7400%	2
6/5/2008	US Treasury Note 5.75% Due 8/15/10	\$147,000.00	\$156,911.03	\$0.00	\$156,911.03	\$156,382.13	2.5650%	66
6/11/2008	US Treasury Note 5.75% Due 8/15/10	\$52,000.00	\$55,120.00	\$0.00	\$55,120.00	\$55,318.85	2.8820%	60
12/11/2007	Fed. Natl. Mortg. Assn. 7.25% Due 1/15/10	\$154,000.00	\$164,538.53	\$0.00	\$164,538.53	\$162,770.30	3.8100%	251
1/31/2008	Fed. Natl. Mortg. Assn. 7.25% Due 1/15/10	\$197,000.00	\$213,939.05	\$0.00	\$213,939.05	\$208,219.15	2.7100%	200

**SANDOVAL COUNTY YIELD REPORT - AUGUST 31, 2008**

Security	Par/ Maturity Value	Purchase Price (P Only)	Return of Principal	Cost Basis	Yield to Maturity	Annualized Income
Govt. Money Market	\$92,562.51	\$92,562.51	\$0.00	\$92,562.51	1.4900%	\$1,379.18
SBA Adj. Rate Pool	\$48,805.37	\$313,576.90	\$263,011.63	\$50,365.27	4.0000%	\$2,014.61
503831 Due 7/25/22						
Fed. Natl. Mortg. Assn. 6% Due 5/15/11	\$206,000.00	\$221,900.52	\$0.00	\$221,900.52	3.3000%	\$7,322.72
US Treasury Note 3.625% Due 1/15/10	\$181,000.00	\$184,810.77	\$0.00	\$184,810.77	2.5300%	\$4,306.09
US Treasury Note 4.625% Due 7/31/09	\$189,000.00	\$194,275.37	\$0.00	\$194,275.37	2.2700%	\$4,410.05
US Treasury Note 3.625% Due 1/15/10	\$238,000.00	\$242,639.10	\$0.00	\$242,639.10	2.4200%	\$5,871.87
Fed. Natl. Mortg. Assn. 6% Due 5/15/11	\$81,000.00	\$86,728.40	\$0.00	\$86,728.40	3.4540%	\$2,995.60
US Treasury Note 4.625% Due 7/31/09	\$345,000.00	\$354,595.49	\$0.00	\$354,595.49	2.1460%	\$7,609.62
US Treasury Note 5.75% Due 8/15/10	\$300,000.00	\$318,000.00	\$0.00	\$318,000.00	2.8820%	\$9,164.76
US Treasury Note 4% Due 9/30/09	\$495,000.00	\$503,716.46	\$0.00	\$503,716.46	2.5910%	\$13,051.29
Fed. Home Loan Mtg. Corp. 5.5% Due 9/15/11	\$155,000.00	\$163,058.76	\$0.00	\$163,058.76	3.7660%	\$6,140.79
Fed. Natl. Mortg. Assn. 4.25% Due 8/15/10	\$289,000.00	\$295,314.65	\$0.00	\$295,314.65	3.1700%	\$9,361.47
US Treasury Note 4.5% Due 11/15/10	\$101,000.00	\$105,482.18	\$0.00	\$105,482.18	2.5400%	\$2,679.25
Fed. Natl. Mortg. Assn. 4.25% Due 8/15/10	\$65,000.00	\$65,989.76	\$0.00	\$65,989.76	3.4800%	\$2,296.44
Fed. Natl. Mortg. Assn. 4.25% Due 8/15/10	\$81,000.00	\$82,618.30	\$0.00	\$82,618.30	3.2300%	\$2,668.57
Fed. Home Loan Mtg. Corp 4.125% Due 7/12/10	\$127,000.00	\$129,074.29	\$0.00	\$129,074.29	3.2400%	\$4,182.01
US Treasury Note 4.5% Due 2/28/11	\$159,000.00	\$166,105.23	\$0.00	\$166,105.23	2.6800%	\$4,451.62
Fed. Home Loan Mtg. Corp 4.125% Due 7/12/10	\$211,000.00	\$214,173.65	\$0.00	\$214,173.65	3.3100%	\$7,089.15
US Treasury Note 5.75% Due 8/15/10	\$246,000.00	\$262,394.18	\$0.00	\$262,394.18	2.3000%	\$6,035.07
US Treasury Note 4.5% Due 9/30/11	\$288,000.00	\$303,818.40	\$0.00	\$303,818.40	2.6500%	\$8,051.19
	\$3,898,367.88	\$4,300,634.91	\$263,011.63	\$4,037,623.28	2.7512%	\$111,081.35

# SANDOVAL COUNTY GENERAL FUND INVESTMENTS AS OF AUGUST 31, 2008



- ☐ Govt. Money Market
- SBA Adj. Rate Pool 503831 Due 7/25/22
- ☐ Fedl. Home Loan . 7.25% Due 7/12/10
- ☐ US Treasury Note 4.5% Due 2/28/11
- US Treasury Note 4.5% Due 11/15/10
- US Treasury Note 4.625% Due 7/31/09
- Fedl. Natl. Mfg. Assn. 6% Due 5/15/11
- ☐ US Treasury Note 4% Due 9/30/09
- US Treasury Note 4% Due 9/30/09
- Fedl. Home Loan Mfg Corp 5.5% Due 5/15/11
- ☐ Fedl. Natl Mfg. Assn. 4.25% Due 8/15/10
- ☐ US Treasury Note 3.625% Due 1/15/10
- US Treasury Note 4.5% Due 9/30/11



**SANDOVAL COUNTY INCENTIVE BOND FUND  
ACCOUNT VALUATION AS OF AUGUST 31, 2008  
LORRAINE DOMINGUEZ - SANDOVAL COUNTY TREASURER**



Trade Date	Security	Par/Maturity Shares	Purchase Price (P Only)	Return of Principal	Cost Basis	Current Value	Yield to Maturity
Daily	Money Market Fund	\$332,092.19	\$332,092.19	\$0.00	\$332,092.19	\$332,092.19	1.4900%
5/10/2005	Fidelity Advisors Inst.Fl. Rate	75604.839	\$750,000.00	\$0.00	\$750,000.00	\$706,905.24	5.2100%
6/1/2005	Fidelity Advisors Inst.Fl. Rate	165.46	\$1,641.36	\$0.00	\$1,641.36	\$1,547.05	5.2100%
7/1/2005	Fidelity Advisors Inst.Fl. Rate	261.143	\$2,595.76	\$0.00	\$2,595.76	\$2,441.69	5.2100%
8/1/2005	Fidelity Advisors Inst.Fl. Rate	287.917	\$2,870.53	\$0.00	\$2,870.53	\$2,692.02	5.2100%
9/1/2005	Fidelity Advisors Inst.Fl. Rate	283.557	\$2,827.06	\$0.00	\$2,827.06	\$2,651.26	5.2100%
10/3/2005	Fidelity Advisors Inst.Fl. Rate	301.54	\$3,003.34	\$0.00	\$3,003.34	\$2,819.40	5.2100%
11/1/2005	Fidelity Advisors Inst.Fl. Rate	336.319	\$3,346.37	\$0.00	\$3,346.37	\$3,144.58	5.2100%
12/1/2005	Fidelity Advisors Inst.Fl. Rate	314.215	\$3,123.30	\$0.00	\$3,123.30	\$2,937.91	5.2100%
1/3/2006	Fidelity Advisors Inst.Fl. Rate	343.199	\$3,414.83	\$0.00	\$3,414.83	\$3,208.91	5.2100%
2/1/2006	Fidelity Advisors Inst.Fl. Rate	355.528	\$3,541.06	\$0.00	\$3,541.06	\$3,324.19	5.2100%
3/1/2006	Fidelity Advisors Inst.Fl. Rate	325.981	\$3,253.29	\$0.00	\$3,253.29	\$3,047.92	5.2100%
4/3/2006	Fidelity Advisors Inst.Fl. Rate	378.371	\$3,776.14	\$0.00	\$3,776.14	\$3,537.77	5.2100%
5/1/2006	Fidelity Advisors Inst.Fl. Rate	381.789	\$3,802.62	\$0.00	\$3,802.62	\$3,569.73	5.2100%
6/2/2006	Fidelity Advisors Inst.Fl. Rate	402.657	\$3,998.38	\$0.00	\$3,998.38	\$3,764.84	5.2100%
7/3/2006	Fidelity Advisors Inst.Fl. Rate	401.059	\$3,970.48	\$0.00	\$3,970.48	\$3,749.90	5.2100%
8/1/2006	Fidelity Advisors Inst.Fl. Rate	428.979	\$4,251.18	\$0.00	\$4,251.18	\$4,010.95	5.2100%
9/1/2006	Fidelity Advisors Inst.Fl. Rate	432.739	\$4,292.77	\$0.00	\$4,292.77	\$4,046.11	5.2100%
10/1/2006	Fidelity Advisors Inst.Fl. Rate	424.993	\$4,215.93	\$0.00	\$4,215.93	\$3,973.68	5.2100%
11/1/2006	Fidelity Advisors Inst.Fl. Rate	444.097	\$4,414.32	\$0.00	\$4,414.32	\$4,152.31	5.2100%
12/1/2006	Fidelity Advisors Inst.Fl. Rate	434.461	\$4,314.20	\$0.00	\$4,314.20	\$4,062.21	5.2100%
12/4/2006	Fidelity Advisors Inst.Fl. Rate	16.578	\$164.62	\$0.00	\$164.62	\$155.00	5.2100%
1/3/2007	Fidelity Advisors Inst.Fl. Rate	514.666	\$5,115.78	\$0.00	\$5,115.78	\$4,812.13	5.2100%
2/1/2007	Fidelity Advisors Inst.Fl. Rate	459.363	\$4,579.85	\$0.00	\$4,579.85	\$4,295.04	5.2100%
3/1/2007	Fidelity Advisors Inst.Fl. Rate	419.756	\$4,189.16	\$0.00	\$4,189.16	\$3,924.72	5.2100%
4/2/2007	Fidelity Advisors Inst.Fl. Rate	465.413	\$4,635.51	\$0.00	\$4,635.51	\$4,351.61	5.2100%
5/1/2007	Fidelity Advisors Inst.Fl. Rate	448.019	\$4,462.27	\$0.00	\$4,462.27	\$4,188.98	5.2100%



6/1/2007	Fidelity Advisors Inst.Fl. Rate	456.404	\$4,550.35	\$0.00	\$4,550.35	\$4,267.38	5.2100%
7/1/2007	Fidelity Advisors Inst.Fl. Rate	444.061	\$4,405.09	\$0.00	\$4,405.09	\$4,151.97	5.2100%
8/1/2007	Fidelity Advisors Inst.Fl. Rate	486.409	\$4,635.48	\$0.00	\$4,635.48	\$4,547.92	5.2100%
9/1/2007	Fidelity Advisors Inst.Fl. Rate	489.535	\$4,689.75	\$0.00	\$4,689.75	\$4,577.15	5.2100%
10/1/2007	Fidelity Advisors Inst.Fl. Rate	479.831	\$4,663.96	\$0.00	\$4,663.96	\$4,486.42	5.2100%
11/1/2007	Fidelity Advisors Inst.Fl. Rate	482.582	\$4,695.52	\$0.00	\$4,695.52	\$4,512.14	5.2100%
12/3/2007	Fidelity Advisors Inst.Fl. Rate	460.971	\$4,411.49	\$0.00	\$4,411.49	\$4,310.08	5.2100%
1/2/2008	Fidelity Advisors Inst.Fl. Rate	473.952	\$4,535.72	\$0.00	\$4,535.72	\$4,431.45	5.2100%
2/1/2008	Fidelity Advisors Inst.Fl. Rate	493.875	\$4,548.59	\$0.00	\$4,548.59	\$4,617.73	5.2100%
3/3/2008	Fidelity Advisors Inst.Fl. Rate	419.128	\$3,822.45	\$0.00	\$3,822.45	\$3,918.85	5.2100%
4/1/2008	Fidelity Advisors Inst.Fl. Rate	411.035	\$3,760.97	\$0.00	\$3,760.97	\$3,843.18	5.2100%
5/1/2008	Fidelity Advisors Inst.Fl. Rate	315.828	\$2,975.10	\$0.00	\$2,975.10	\$2,952.99	5.2100%
6/2/2008	Fidelity Advisors Inst.Fl. Rate	325.304	\$3,067.62	\$0.00	\$3,067.62	\$3,041.59	5.2100%
7/1/2008	Fidelity Advisors Inst.Fl. Rate	306.381	\$2,876.92	\$0.00	\$2,876.92	\$2,864.66	5.2100%
8/1/2008	Fidelity Advisors Inst.Fl. Rate	315.984	\$2,957.61	\$0.00	\$2,957.61	\$2,954.45	5.2100%
2/1/2008	Fed. Home Loan Bank	\$800,000.00	\$809,520.00	\$0.00	\$809,520.00	\$802,984.00	3.4600%
	5% Due 10/30/08						
5/2/2008	Fed. Natl. Mtg. Assn.	\$5,050,000.00	\$4,984,350.00	\$0.00	\$4,984,350.00	\$5,030,507.00	2.0810%
	Disc. Note Due 10/29/08						
6/30/2008	Fed. Home Loan Mtg. Corp	\$4,016,000.00	\$3,999,578.58	\$0.00	\$3,999,578.58	\$4,016,000.00	2.3600%
	Disc Note Due 9/2/08						
	<b>Totals</b>	n/a	\$11,025,937.50	\$0.00	\$11,025,937.50	\$11,032,376.32	3.4963%

Securities Traded or Maturing During Period 8/1/08 - 8/31/08

None

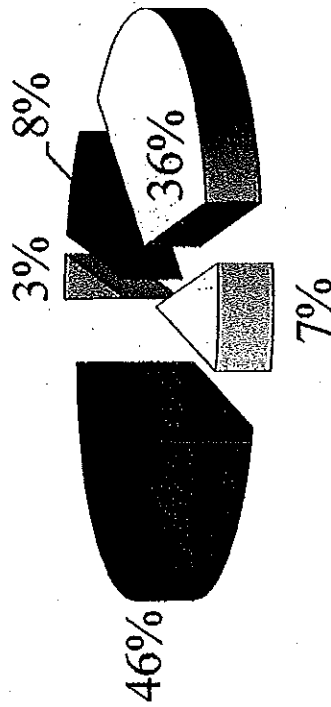
**SANDOVAL COUNTY INCENTIVE BOND FUND**

**YIELD REPORT AS OF AUGUST 31, 2008**

SECURITY	AMOUNT	YIELD TO MAT.	% OF PORT.	PRO-RATA YIELD
Govt. Money Market Fund	\$332,092.19	1.4900%	3.0119%	0.0449%
Fidelity Adv. Floating Rate Note Fund	\$900,396.74	5.2100%	8.1662%	0.4255%
Fedl. Home Loan Bank Disc. Note	\$4,984,350.00	4.2380%	45.2057%	1.9158%
Fedl. Home Loan Bank 5% Note	\$809,520.00	3.4600%	7.3420%	0.2540%
Fedl. Home Loan Mortg. Corp Disc Note	\$3,999,578.58	2.3600%	36.2743%	0.8561%
<b>Totals</b>	<b>\$11,025,937.50</b>	<b>3.4963%</b>	<b>100.0000%</b>	<b>3.4963%</b>

# SANDOVAL COUNTY INCENTIVE BOND FUND INVESTMENTS AS

OF  
AUGUST 31, 2008



☐ Money Market Fund

■ Fidelity Advisors Inst.FI. Rate

☐ Fedl. Home Loan Mortg. Corp Disc Note

☐ Fedl. Home Loan Bank 5% Note

■ Fedl. Natl. Mtg. Assn. Disc Note



# SANDOVAL COUNTY INCENTIVE BOND RESERVE FUND

## ACCOUNT VALUATION AS OF AUGUST 31, 2008

LORRAINE DOMINGUEZ - SANDOVAL COUNTY TREASURER




Trade Date	Security	Par/Maturity Shares	Purchase Price (P Only)	Current Value	Yield to Maturity
NA	US Govt Money Market	\$11,833.99	\$11,833.99	\$11,833.99	1.4900%
4/17/2008	Fedl. Home Loan Bank Bond 2.875% Due 4/16/10	\$4,310,000.00	\$4,299,268.10	\$4,293,147.90	3.0040%
5/16/2008	Fedl. Natl. Mortg. Assn 5.25% Due 4/6/11	\$255,000.00	\$260,100.00	\$257,774.40	2.9280%
5/27/2008	Fedl. Natl. Mortg. Assn 6% Due 4/4/22	\$815,000.00	\$816,499.60	\$809,669.90	4.0550%
6/30/2008	Fedl. Home Loan Mtg. Corp. Disc Note Due 12/2908	506,000.00	499,461.97	501,638.28	2.3479%
	<b>Totals</b>	<b>\$5,897,833.99</b>	<b>\$5,887,163.66</b>	<b>\$5,874,064.47</b>	<b>3.0877%</b>
	<b>Accrued Interest</b>			<b>\$70,792.43</b>	
<b>Securities Traded or Maturing During Period 8/1/08 - 8/31/08</b>					
2/5/2008	Fedl. Natl. Mortg. Assn 6.25% Due 6/6/08	\$500,000.00	\$504,375.00	\$500,000.00	3.4900%

# SANDOVAL COUNTY 2005 INCENTIVE BOND RESERVE FUND

YIELD REPORT AS OF AUGUST 31, 2008

SECURITY	AMOUNT	YIELD TO MAT.	% OF PORT.	PRO-RATA YIELD
Government Money Market Fund	\$11,833.99	1.4900%	0.2010%	0.0030%
Fedl. Home Loan Bank 2.875% Due 4/16/10	\$4,299,268.10	3.0040%	73.0278%	2.1938%
Fedl. Natl. Mortg. Assn 5.25% Due 4/6/11	\$260,100.00	2.9280%	4.4181%	0.1294%
Fedl. Natl. Mortg. Assn. 6% Due 4/4/22	\$816,499.60	4.0550%	13.8692%	0.5624%
Fedl. Home Loan Mtg. Corp DN Due 12/29/0	499,461.97	2.3479%	8.4839%	0.1992%
<b>Totals</b>	<b>\$5,887,163.66</b>		<b>100.0000%</b>	<b>3.0877%</b>

# SANDOVAL COUNTY INCENTIVE BOND RESERVE FUND AS OF AUGUST 31, 2008



- US Govt Money Market
- Fedl. Home Loan Bank 2.875% Due 4/15/10
- Fedl. Natl. Mortg. Assn 5.25% Due 4/6/11
- Fedl. Natl. Morg. Assn. 6% Due 4/4/22
- Fedl. Home Loan Mtg. Corp DN Due 12/29/08

**SANDOVAL COUNTY 2007 PILT BOND RESERVE FUND**  
**ACCOUNT VALUATION AS OF AUGUST 31, 2008**  
 LORRAINE DOMINGUEZ - SANDOVAL COUNTY TREASURER



Trade Date	Security	Par/Maturity Shares	Purchase Price (P Only)	Current Value	Yield to Maturity	Days Held
NA	US Govt Money Market	\$35,049.62	\$35,049.62	\$35,049.62	1.4900%	NA
6/20/2007	US Treasury Note 4.875% due 5/31/09	\$735,000.00	\$733,592.48	\$749,817.60	4.9770%	193
	<b>Totals</b>	<b>\$770,049.62</b>	<b>\$768,642.10</b>	<b>\$784,867.22</b>	<b>4.8180%</b>	
	<b>Accrued Interest</b>			<b>\$8,810.96</b>		

Securities Traded or Maturing During Period 7/1/08 - 8/31/08

NONE

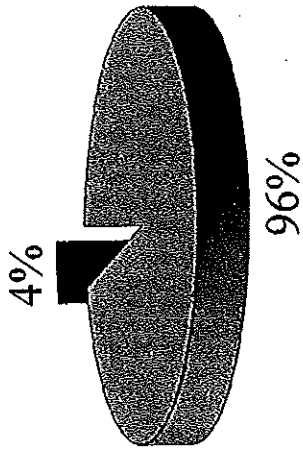
**SANDOVAL COUNTY 2008 PILT BOND RESERVE FUND**

**YIELD REPORT AS OF AUGUST 31, 2008**

<b>SECURITY</b>	<b>AMOUNT</b>	<b>YIELD TO MAT.</b>	<b>% OF PORT.</b>	<b>PRO-RATA YIELD</b>
US Treasury Note 4.875% Due 5/31/09	\$733,592.48	4.9770%	95.4401%	4.7501%
Government Money Market Fund	\$35,049.62	1.4900%	4.5599%	0.0679%
<b>Totals</b>	<b>\$768,642.10</b>		<b>100.0000%</b>	<b>4.8180%</b>



**SANDOVAL COUNTY PILT  
BOND RESERVE FUND AS OF  
AUGUST 31, 2008**



- US Treasury Note 4.875% Due 5/31/09
- Government Money Market Fund

FINANCIAL REPORT OF THE COUNTY TREASURER  
AUGUST 2008 COLLECTIONS TO BE REMITTED  
IN SEPTEMBER 2008

FUND	CODE	CURRENT YEARS TAXES	PRIOR YEARS TAXES	INTEREST	PENALTY	COUNTY COST	NON-REND MONTH TOTAL	CURRENT MONTH TOTAL	YEAR-TO-DATE TOTAL
<b>COUNTY FUNDS</b>									
GENERAL FUND	401	57,433.21	10,285.34	18,946.33	11,432.02	75.00	0.00	98,171.90	98,171.90
GO DEBT SERVICE	562	7,623.50	1,627.78	0.00	0.00	0.00	0.00	9,257.28	9,257.28
<b>TOTAL COUNTY LEVIES</b>		<b>65,056.71</b>	<b>11,913.12</b>	<b>18,946.33</b>	<b>11,432.02</b>	<b>75.00</b>	<b>0.00</b>	<b>107,429.18</b>	<b>0.00</b>
<b>SPECIAL DISTRICTS</b>									
PLACITAS HOMESTEADS	567	0.00	0.00	0.00	0.00	0.00	0.00	0.00	0.00
SSCAFCO OPER	703	5,823.62	829.85	0.00	0.00	0.00	0.00	6,653.47	6,653.47
SSCAFCO DEBT	703	8,119.44	948.79	0.00	0.00	0.00	0.00	9,068.23	9,068.23
M.R.G.C.D.	702	3,602.58	664.70	0.00	0.00	0.00	0.00	4,267.28	4,267.28
CUBA SOIL & WATER	714	216.92	65.81	0.00	0.00	0.00	0.00	284.73	284.73
PLACITAS	715	-54.99	0.00	0.00	0.00	0.00	0.00	-54.99	-54.99
CABEZON PID	726	10,323.14	225.50	0.00	0.00	0.00	0.00	10,548.64	10,548.64
AMAFCA OPER	727	0.00	0.00	0.00	0.00	0.00	0.00	0.00	0.00
AMAFCA DEBT	727	0.00	0.00	0.00	0.00	0.00	0.00	0.00	0.00
UNM HOSPITAL	728	0.00	0.00	0.00	0.00	0.00	0.00	0.00	0.00
BC DEBT	729	0.00	0.00	0.00	0.00	0.00	0.00	0.00	0.00
BC OPEN	730	0.00	0.00	0.00	0.00	0.00	0.00	0.00	0.00
BC JUDGEMENT A	731	0.00	0.00	0.00	0.00	0.00	0.00	0.00	0.00
MARIPOSA PID OPER	733	33.82	0.00	0.00	0.00	0.00	0.00	33.82	33.82
MARIPOSA PID DEBT	733	608.81	0.00	0.00	0.00	0.00	0.00	608.81	608.81
<b>TOTAL DISTRICT LEVIES</b>		<b>28,675.34</b>	<b>2,734.65</b>	<b>0.00</b>	<b>0.00</b>	<b>0.00</b>	<b>0.00</b>	<b>31,409.99</b>	<b>31,409.99</b>
<b>MUNICIPALITIES</b>									
BERNALILLO	707	1,846.65	198.06	0.00	0.00	0.00	0.00	2,044.73	2,044.73
JEMEZ SPRINGS	709	199.71	0.00	0.00	0.00	0.00	0.00	199.71	199.71
SAN YSIDRO	710	0.00	0.00	0.00	0.00	0.00	0.00	0.00	0.00
CORRALES OPER	711	2,552.56	241.82	0.00	0.00	0.00	0.00	2,794.38	2,794.38
CORRALES DEBT	711	1,668.51	78.98	0.00	0.00	0.00	0.00	1,747.49	1,747.49
CUBA	712	166.58	5.13	0.00	0.00	0.00	0.00	171.71	171.71
RIO RANCHO LEVY	713A	34,666.28	5,183.22	0.00	0.00	0.00	0.00	39,849.50	39,849.50
RIO RANCHO DEBT	713B	15,350.73	1,769.00	0.00	0.00	0.00	0.00	17,119.73	17,119.73
<b>TOTAL MUNICIPAL LEVIES</b>		<b>56,451.02</b>	<b>7,476.23</b>	<b>0.00</b>	<b>0.00</b>	<b>0.00</b>	<b>0.00</b>	<b>63,927.25</b>	<b>63,927.25</b>

FINANCIAL REPORT OF THE COUNTY TREASURER  
AUGUST 2008 COLLECTIONS TO BE REMITTED  
IN SEPTEMBER 2008

FUND	CODE	CURRENT YEARS TAXES	PRIOR YEARS TAXES	INTEREST	PENALTY	COUNTY COST	NON-REND	CURRENT MONTH TOTAL	YEAR-TO-DATE TOTAL
<b>STATE</b>									
STATE LEVY	591	13,619.60	2,024.67	0.00	0.00			15,644.27	15,644.27
CATTLE	592	11.68	0.00	0.00	0.00			11.68	11.68
SHEEP	593	0.00	0.00	0.00	0.00			0.00	0.00
BISON	594	0.00	0.00	0.00	0.00			0.00	0.00
DAIRY	595	0.00	0.00	0.00	0.00			0.00	0.00
HORSES	596	16.83	0.00	0.00	0.00			16.83	16.83
<b>TOTAL STATE LEVIES</b>		<b>13,648.11</b>	<b>2,024.67</b>	<b>0.00</b>	<b>0.00</b>			<b>15,672.78</b>	<b>15,672.78</b>
<b>SCHOOL DISTRICTS</b>									
OPERATIONAL	902	2,253.51	393.23	0.00	0.00			2,646.74	2,646.74
DEBT SERVICE	903	91,928.58	13,494.67	0.00	0.00			105,423.25	105,423.25
CAPITAL IMPROVEMENT	904	18,248.27	3,150.33	0.00	0.00			21,398.60	21,398.60
PUB. SCH. BLDG. HB 33	905	4,796.01	351.02	0.00	0.00			5,147.03	5,147.03
SCHOOL TECH	906	0.00	86.40	0.00	0.00			86.40	86.40
T.V.I. OPER	909	12,612.52	1,477.92	0.00	0.00			14,090.44	14,090.44
T.V.I. DEBT	909	2,840.67	303.96	0.00	0.00			3,144.63	3,144.63
<b>TOTAL SCHOOL LEVIES</b>		<b>132,679.56</b>	<b>19,257.53</b>	<b>0.00</b>	<b>0.00</b>	<b>0.00</b>	<b>0.00</b>	<b>151,937.09</b>	<b>151,937.09</b>
<b>TOTAL TAX LEVIES</b>									
		296,516.74	43,406.20	18,946.33	11,432.02	75.00	0.00	370,376.29	262,947.11
<b>COST TO STATE</b>									
APPRAISAL FEE	706	2,300.00	0.00	0.00	0.00			2,300.00	2,300.00
	499	580.13	103.89	0.00	0.00			684.02	684.02
<b>TOTAL DISTRIBUTION</b>									
		299,396.87	43,510.09	18,946.33	11,432.02	75.00	0.00	373,360.31	373,360.31

FINANCIAL REPORT OF THE COUNTY TREASURER  
 TAX RECEIPTS COLLECTED  
 IN AUGUST 2008 TO BE REMITTED IN  
 SEPTEMBER 2008

97TH FY  
 SANDOVAL COUNTY

TAX COLLECTIONS BY DISTRICT BY YEAR

DISTRICT	2003 & PRIOR	2004	2005	2006	2007	TOTAL DISTRICT COLLECTIONS
STATE	219.67	205.26	468.55	1,131.17	13,619.50	15,644.27
GEN. CO. OPER.	1,097.31	1,447.78	2,462.52	5,381.62	58,013.34	68,402.57
GEN. CO. INT.	-1,458.40	1,372.68	2,239.55	3,343.04	13,449.46	18,946.33
GEN. CO. PEN.	-445.89	148.36	326.94	919.84	10,482.77	11,432.02
GEN. CO. COST	0.00	0.00	0.00	0.00	75.00	75.00
CO. DEBT SERVICE	62.78	308.92	379.67	876.41	7,629.50	9,257.28
MUNICIPALITIES	830.04	1,003.00	1,907.26	3,735.93	56,451.02	63,927.25
M.R.G.C.D.	138.60	56.69	162.79	306.62	3,602.58	4,267.28
CATTLE	0.00	0.00	0.00	0.00	11.68	11.68
SHEEP / GOATS	0.00	0.00	0.00	0.00	0.00	0.00
BISON	0.00	0.00	0.00	0.00	0.00	0.00
DAIRY CATTLE	0.00	0.00	0.00	0.00	0.00	0.00
HORSES	0.00	0.00	0.00	0.00	0.00	0.00
PLACITAS WIS	0.00	0.00	0.00	0.00	16.33	16.33
SSCAFCA	38.75	65.92	0.00	0.00	-54.99	-54.99
SSCAFCA DEBT SER.	44.35	75.38	233.38	491.82	5,823.62	6,653.47
SSCAFCA (CW)	11.88	9.22	268.79	562.27	8,119.44	9,068.23
CUBA SOIL & WATER	357.07	509.16	9.95	34.76	218.92	284.73
S/D 1 BERNALILLO	0.00	115.02	690.07	2,193.20	19,955.06	23,704.56
S/D 2 CORRALES	164.34	120.88	250.02	368.32	12,931.87	13,665.23
S/D 20 CUBA	39.43	48.19	153.70	278.18	1,770.71	2,487.81
S/D 31 JEMEZ	0.00	0.00	19.70	220.89	1,315.03	1,643.24
S/D 31 MARIPOSA	1,109.31	1,401.98	0.00	0.00	0.00	0.00
S/D 94 RIO RANCHO	39.77	121.45	2,983.02	6,453.17	81,253.70	93,201.18
TVI OPERATIONAL	8.01	27.06	382.61	934.09	12,612.52	14,050.44
TVI DEBT SERVICE	2,300.00	0.00	84.58	184.31	2,840.67	3,144.63
COST TO STATE	0.00	0.00	0.00	0.00	0.00	2,300.00
PLACITAS HOMESTEADS	0.00	0.00	0.00	0.00	0.00	0.00
NON - RENDERING	0.00	0.00	0.00	0.00	0.00	0.00
CABEZON PID	0.00	0.00	0.00	0.00	10,323.14	10,548.64
AMAFCA OPER	0.00	0.00	0.00	0.00	0.00	0.00
AMAFCA DEBT	0.00	0.00	0.00	0.00	0.00	0.00
UNM HOSPITAL	0.00	0.00	0.00	0.00	0.00	0.00
BC DEBT	0.00	0.00	0.00	0.00	0.00	0.00
BC OPEN	0.00	0.00	0.00	0.00	0.00	0.00
BC JUDGEMENT A	0.00	0.00	0.00	0.00	0.00	0.00
MARIPOSA EAST PID	0.00	0.00	0.00	0.00	33.82	33.82
TOTALS	4,557.02	7,036.97	13,021.08	27,641.14	321,104.10	373,360.31

FINANCIAL REPORT OF THE COUNTY TREASURER  
 DETAIL OF TRANSFERS  
 FOR THE MONTH OF AUGUST 2008

97TH FY  
 SANDOVAL COUNTY

	CURRENT MONTH DEBITS	CURRENT MONTH CREDITS	YEAR TO DATE DEBITS	YEAR TO DATE CREDITS	ANNUAL BUDGET
401 GENERAL FUND					
ROAD 402	0.00	0.00	0.00	0.00	-2,009,522
REGINA FIRE 407	0.00	0.00	0.00	0.00	0
LA MADERA FIRE 412	0.00	0.00	0.00	0.00	0
LA CUEVA FIRE 413	0.00	0.00	0.00	0.00	0
E-911 COMM. 418	0.00	0.00	0.00	0.00	-709,222
SACO PROJECT 420	0.00	0.00	0.00	0.00	-470,701
UNIVERSAL HIRING GRANT 421	0.00	0.00	0.00	0.00	-25,000
NM DEPT OF HEALTH (Maternal) 500	0.00	0.00	0.00	0.00	-104,316
DWI GRANT 502	0.00	0.00	0.00	0.00	-102,000
LANDFILL CLOSURE 505	0.00	0.00	0.00	0.00	0
TOURISM CO-OP 506	0.00	0.00	0.00	0.00	36,547
2005 INCENTIVE REV BOND 580	0.00	0.00	0.00	0.00	101,888
PILT REVENUE BOND 581	0.00	0.00	0.00	0.00	308,470
SENIOR SUPPORT PROGRAM 602	0.00	0.00	0.00	0.00	-1,461,405
SENIOR PROGRAM 604	0.00	0.00	0.00	0.00	-178,709
SENIOR ANCILLARY 605	0.00	0.00	0.00	0.00	-59,295
JUVENILE DETENTION 608	0.00	0.00	0.00	0.00	-487,337
DETENTION 609	0.00	0.00	0.00	0.00	-2,059,178
EASTERN SSCAFCA 614	0.00	0.00	0.00	0.00	0
TOTAL DEBITS	0.00		0.00		-7,221,760
TOTAL CREDITS		0.00		0.00	
			NET	0.00	
402 ROAD					
401 GENERAL FUND	0.00	0.00	0.00	0.00	2,009,522
604 SOLID WASTE	0.00	0.00	0.00	0.00	195,000
TOTAL DEBITS	0.00		0.00		2,204,522
TOTAL CREDITS		0.00		0.00	
			NET	0.00	
406 INDIGENT FUND					
610 EMS/FIRE FUND	0.00	0.00	0.00	0.00	-245,943
TOTAL DEBITS	0.00		0.00		-245,943
TOTAL CREDITS		0.00		0.00	
			NET	0.00	
407 REGINA FIRE					
401 GENERAL FUND	0.00	0.00	0.00	0.00	0
TOTAL DEBITS	0.00		0.00		0
TOTAL CREDITS		0.00		0.00	
			NET	0.00	
409 ALGODONES FIRE					
440 SACO 1/4 FUND	0.00	0.00	0.00	0.00	0
TOTAL DEBITS	0.00		0.00		0
TOTAL CREDITS		0.00		0.00	
			NET	0.00	

FINANCIAL REPORT OF THE COUNTY TREASURER  
 DETAIL OF TRANSFERS  
 FOR THE MONTH OF AUGUST 2008

97TH FY  
 SANDOVAL COUNTY

	CURRENT MONTH		YEAR TO DATE		ANNUAL BUDGET
	DEBITS	CREDITS	DEBITS	CREDITS	
412 LA MADERA FIRE					
401 GENERAL FUND	0.00	0.00	0.00	0.00	0
440 SACO 1/4 FUND	0.00	0.00	0.00	0.00	0
TOTAL DEBITS	0.00		0.00		0
TOTAL CREDITS		0.00		0.00	
				NET	0.00
413 LA CUEVA FIRE					
401 GENERAL FUND	0.00	0.00	0.00	0.00	0
440 SACO 1/4 FUND	0.00	0.00	0.00	0.00	0
TOTAL DEBITS	0.00		0.00		0
TOTAL CREDITS		0.00		0.00	
				NET	0.00
418 E-911 COMM.					
401 GENERAL FUND	0.00	0.00	0.00	0.00	709,222
TOTAL DEBITS	0.00		0.00		709,222
TOTAL CREDITS		0.00		0.00	
				NET	0.00
419 WATER PROJECT FUND					
578 2004 INCENTIVE BOND (INTEL)	0.00	0.00	0.00	0.00	4,354,463
TOTAL DEBITS	0.00		0.00		4,354,463
TOTAL CREDITS		0.00		0.00	
				NET	0.00
420 SACO PROJECT					
401 GENERAL FUND	0.00	0.00	0.00	0.00	470,701
TOTAL DEBITS	0.00		0.00		470,701
TOTAL CREDITS		0.00		0.00	
				NET	0.00
421 UNIVERSAL HIRING GRANT					
401 GENERAL FUND	0.00	0.00	0.00	0.00	25,000
TOTAL DEBITS	0.00		0.00		25,000
TOTAL CREDITS		0.00		0.00	
				NET	0.00
428 ZIA FIRE					
440 SACO 1/4 FUND	0.00	0.00	0.00	0.00	0
TOTAL DEBITS	0.00		0.00		0
TOTAL CREDITS		0.00		0.00	
				NET	0.00
440 SACO 1/4 FUND					
409 ALGODONES FIRE	0.00	0.00	0.00	0.00	0
412 LA MADERA FIRE	0.00	0.00	0.00	0.00	0
413 LA CUEVA FIRE	0.00	0.00	0.00	0.00	0
428 ZIA FIRE	0.00	0.00	0.00	0.00	0
452 FIRE PROTECTION	0.00	0.00	0.00	0.00	0
TOTAL DEBITS	0.00		0.00		0
TOTAL CREDITS		0.00		0.00	
				NET	0.00

FINANCIAL REPORT OF THE COUNTY TREASURER  
 DETAIL OF TRANSFERS  
 FOR THE MONTH OF AUGUST 2008

97TH FY  
 SANDOVAL COUNTY

	CURRENT MONTH		YEAR TO DATE		ANNUAL
	DEBITS	CREDITS	DEBITS	CREDITS	BUDGET
<b>449 FAIRGROUNDS MANAGEMENT</b>					
679 2004 INCENTIVE BOND (INTEL)	0.00	0.00	0.00	0.00	1,052,841
TOTAL DEBITS	0.00		0.00		1,052,841
TOTAL CREDITS		0.00		0.00	
			NET	0.00	
<b>462 FIRE PROTECTION</b>					
440 SACO 1/4 FUND	0.00	0.00	0.00	0.00	0
TOTAL DEBITS	0.00		0.00		0
TOTAL CREDITS		0.00		0.00	
			NET	0.00	
<b>467 5311 TRANSIT PROGRAM</b>					
579 2004 INCENTIVE BOND (INTEL)	0.00	0.00	0.00	0.00	3,798,125
TOTAL DEBITS	0.00		0.00		3,798,125
TOTAL CREDITS		0.00		0.00	
			NET	0.00	
<b>468 BUILDING MAINTENANCE</b>					
504 SOLID WASTE	0.00	0.00	0.00	0.00	181,615
579 2004 INCENTIVE BOND (INTEL)	0.00	0.00	0.00	0.00	94,749
TOTAL DEBITS	0.00		0.00		256,364
TOTAL CREDITS		0.00		0.00	
			NET	0.00	
<b>466 CDBG - WIC PUBLIC HEALTH</b>					
811 LEGISLATIVE FUNDING	0.00	0.00	0.00	0.00	-87,991
TOTAL DEBITS	0.00		0.00		-87,991
TOTAL CREDITS		0.00		0.00	
			NET	0.00	
<b>500 MATERNAL CHILD HEALTH</b>					
401 GENERAL FUND	0.00	0.00	0.00	0.00	104,316
TOTAL DEBITS	0.00		0.00		104,316
TOTAL CREDITS		0.00		0.00	
			NET	0.00	
<b>502 DWI GRANT</b>					
401 GENERAL FUND	0.00	0.00	0.00	0.00	102,000
TOTAL DEBITS	0.00		0.00		102,000
TOTAL CREDITS		0.00		0.00	
			NET	0.00	

FINANCIAL REPORT OF THE COUNTY TREASURER  
 DETAIL OF TRANSFERS  
 FOR THE MONTH OF AUGUST 2008

87TH FY  
 SANDOVAL COUNTY

	CURRENT MONTH		YEAR TO DATE		ANNUAL
	DEBITS	CREDITS	DEBITS	CREDITS	BUDGET
<b>504 SOLID WASTE</b>					
402 ROAD	0.00	0.00	0.00		-195,000
468 BUILDING MAINTENANCE	0.00	0.00	0.00	0.00	-161,615
<b>TOTAL DEBITS</b>	<b>0.00</b>		<b>0.00</b>		<b>-356,615</b>
<b>TOTAL CREDITS</b>		<b>0.00</b>		<b>0.00</b>	
			NET	0.00	
<b>505 LANDFILL CLOSURE FUND</b>					
401 GENERAL FUND	0.00	0.00	0.00	0.00	0
<b>TOTAL DEBITS</b>	<b>0.00</b>		<b>0.00</b>		<b>0</b>
<b>TOTAL CREDITS</b>		<b>0.00</b>		<b>0.00</b>	
			NET	0.00	
<b>506 TOURISM CO-OP</b>					
401 GENERAL FUND	0.00	0.00	0.00	0.00	-36,547
<b>TOTAL DEBITS</b>	<b>0.00</b>		<b>0.00</b>		<b>-36,547</b>
<b>TOTAL CREDITS</b>		<b>0.00</b>		<b>0.00</b>	
			NET	0.00	
<b>578 2004 REVENUE BOND (INTEL)</b>					
419 WATER PROJECT FUND	0.00	0.00	0.00	0.00	-4,354,463
449 FAIRGROUNDS MANAGEMENT	0.00	0.00	0.00	0.00	-1,052,841
457 5311 TRANSIT PROGRAM	0.00	0.00	0.00	0.00	-3,798,125
468 BUILDING MAINTENANCE	0.00	0.00	0.00	0.00	-94,749
<b>TOTAL DEBITS</b>	<b>0.00</b>		<b>0.00</b>		<b>-9,300,178</b>
<b>TOTAL CREDITS</b>		<b>0.00</b>		<b>0.00</b>	
			NET	0.00	
<b>580 2005 INCENTIVE REVENUE BOND</b>					
401 GENERAL FUND	0.00	0.00	0.00	0.00	-101,888
<b>TOTAL DEBITS</b>	<b>0.00</b>		<b>0.00</b>		<b>-101,888</b>
<b>TOTAL CREDITS</b>		<b>0.00</b>		<b>0.00</b>	
			NET	0.00	
<b>581 PILT REVENUE BOND</b>					
401 GENERAL FUND	0.00	0.00	0.00	0.00	-306,470
<b>TOTAL DEBITS</b>	<b>0.00</b>		<b>0.00</b>		<b>-306,470</b>
<b>TOTAL CREDITS</b>		<b>0.00</b>		<b>0.00</b>	
			NET	0.00	
<b>602 SENIOR SUPPORT PROGRAM</b>					
401 GENERAL FUND	0.00	0.00	0.00	0.00	1,461,405
<b>TOTAL DEBITS</b>	<b>0.00</b>		<b>0.00</b>		<b>1,461,405</b>
<b>TOTAL CREDITS</b>		<b>0.00</b>		<b>0.00</b>	
			NET	0.00	



FINANCIAL REPORT OF THE COUNTY TREASURER  
 DETAIL OF TRANSFERS  
 FOR THE MONTH OF AUGUST 2008

97TH FY  
 SANDOVAL COUNTY

	CURRENT MONTH		YEAR TO DATE		ANNUAL
	DEBITS	CREDITS	DEBITS	CREDITS	BUDGET
604 SENIOR PROGRAM					
401 GENERAL FUND	0.00	0.00	0.00	0.00	178,709
TOTAL DEBITS	0.00		0.00		178,709
TOTAL CREDITS		0.00		0.00	
			NET	0.00	
605 SENIOR ANCILLARY					
401 GENERAL FUND	0.00	0.00	0.00	0.00	59,295
TOTAL DEBITS	0.00		0.00		59,295
TOTAL CREDITS		0.00		0.00	
			NET	0.00	
608 JUVENILE DETENTION					
401 GENERAL FUND	0.00	0.00	0.00	0.00	487,337
TOTAL DEBITS	0.00		0.00		487,337
TOTAL CREDITS		0.00		0.00	
			NET	0.00	
609 DETENTION FUND					
401 GENERAL FUND	0.00	0.00	0.00	0.00	2,059,178
TOTAL DEBITS	0.00		0.00		2,059,178
TOTAL CREDITS		0.00		0.00	
			NET	0.00	
610 EMS/FIRE FUND					
406 INDIGENT FUND	0.00	0.00	0.00	0.00	245,943
TOTAL DEBITS	0.00		0.00		245,943
TOTAL CREDITS		0.00		0.00	
			NET	0.00	
611 LEGISLATIVE FUNDING					
466 CDBG - WIC PUBLIC HEALTH	0.00	0.00	0.00	0.00	87,991
TOTAL DEBITS	0.00		0.00		87,991
TOTAL CREDITS		0.00		0.00	
			NET	0.00	
614 EASTERN SSCAFCA					
401 GENERAL FUND	0.00	0.00	0.00	0.00	0
TOTAL DEBITS	0.00		0.00		0
TOTAL CREDITS		0.00		0.00	
			NET	0.00	
REPORT TOTALS	0.00	0.00	0.00	0.00	0.00

FINANCIAL REPORT OF THE COUNTY TREASURER  
 DETAIL OF FUND RECEIPTS  
 FOR THE MONTH OF JULY 2008  
 (COUNTY FUNDS ONLY)

07TH FY  
 SANDOVAL COUNTY

FUND	CODE	THIS MONTH	BUDGET	TOTAL RECEIPTS TO DATE	OVER/(UNDER) TO DATE
GENERAL	401				
CURRENT TAXES	1010	57,433.21	16,117,647	166,415.40	-15,951,231.61
INTEREST ON TAXES	1014	19,032.05	250,000	57,108.38	-192,893.64
PENALTY ON TAXES	1015	11,729.55	120,000	33,344.83	-86,655.17
DELINQUENT TAXES	1020	10,285.34	400,000	33,047.49	-366,952.61
COUNTY COST	1023	75.00	1,000	300.00	-700.00
OIL & GAS PRODUCTION/EQUIPMENT	1030	10,377.91	71,421	20,100.83	-51,320.17
LIQUOR LICENSES	1150	0.00	0	200.00	200.00
MERCHANDISE LICENSES	1100	910.00	9,200	1,925.00	-7,275.00
INTEREST EARNED	1178	0.00	0	0.00	0.00
INVESTMENT INCOME	1180	34,234.59	600,000	75,991.51	-524,008.49
COUNTY CLERK'S FEES	1210	32,777.00	600,000	70,091.53	-529,908.47
PROBATE CLERK'S FEES	1220	300.00	5,000	510.00	-4,490.00
INTEL LEASE PMT	1225	0.00	0	0.00	0.00
SALE OF COUNTY PROPERTY	1227	0.00	0	0.00	0.00
SHERIFF'S FEES	1230	1,574.00	21,500	3,514.00	-17,986.00
EXTRADITION OF PRISONERS	1231	0.00	0	0.00	0.00
STEP GRANT	1233	16,157.95	9,920	16,157.95	6,237.95
CDWI REIMBURSE/OVERTIME	1234	0.00	19,000	3,840.00	-15,160.00
HIGH SCHOOL CONTRACTED OT	1235	0.00	0	0.00	0.00
SHERIFFS CONTRACTED OT	1236	0.00	15,000	2,660.00	-12,120.00
ODWI	1237	7,486.50	9,798	7,486.50	-2,309.50
TREASURER'S FEES	1240	100.00	1,000	200.00	-800.00
TREASURER'S COLLECTION FEES	1241	111.92	0	224.33	224.33
TREASURER'S SERVICE FEES	1242	0.00	0	0.00	0.00
SUBDIVISION FEES	1250	9,974.50	70,000	11,760.25	-59,210.75
REFUNDS & REIMBURSEMENTS	1260	52,985.16	200,000	54,989.04	-145,000.96
INSUR. RECOVERIES	1270	0.00	2,500	0.00	-2,500.00
MISCELLANEOUS	1341	370.71	5,000	582.47	-4,417.53
ONLINE PAYMENT FEES	1342	0.00	0	0.00	0.00
RENTAL	1343	0.00	0	0.00	0.00
NSF FEES	1345	51.55	500	51.55	-448.45
ARROWHEAD RIDGE	1399	0.00	25,000	25,000.00	0.00
FEMA	1403	0.00	0	0.00	0.00
DWI ADMIN. FEE	1404	0.00	0	0.00	0.00
SUBSTANCE ABUSE ADMIN. FEE	1406	0.00	0	0.00	0.00
MOTOR VEHICLE	1530	0.00	754,500	57,371.99	-697,128.01
GRANT INCOME	1535	0.00	0	0.00	0.00
CIGARETTE TAX 2 CENT	1550	40.11	675	70.01	-604.99
CORPS OF ENGINEERS	1592	0.00	16,000	0.00	-16,000.00
ASSESSORS FEES	1598	162.50	4,000	428.50	-3,573.50
JEMEZ FOREST SERVICE	1600	3,735.97	11,000	3,735.97	-7,264.03
SANDIA/CIBOLA NAT'L FOREST	1601	3,804.18	11,000	3,804.18	-7,195.82
CABLE TV FRANCHISE	1604	0.00	14,000	2,614.69	-11,085.31
PAYMENT IN LIEU OF TAXES	1605	0.00	550,000	0.00	-550,000.00
SECRETARY OF STATE / ELECTIONS	1612	0.00	0	0.00	0.00
FEDERAL VOTING RIGHTS	1613	0.00	0	0.00	0.00
GROSS RECEIPTS	1690	140,684.97	1,100,000	265,072.45	-834,927.55
GROSS RECEIPTS EQUALIZATION	1691	0.00	1,900,000	0.00	-1,900,000.00
OBD GRANT	1701	0.00	9,920	0.00	-9,920.00
DWI	1707	0.00	0	685.92	685.92
DEPT OF TOURISM-COOP ADV	1712	0.00	10,000	0.00	-10,000.00
<b>TOTAL GENERAL FUND</b>		<b>414,484.67</b>	<b>22,934,579</b>	<b>919,810.84</b>	<b>-22,014,768.16</b>

FINANCIAL REPORT OF THE COUNTY TREASURER  
 DETAIL OF FUND RECEIPTS  
 FOR THE MONTH OF JULY 2008  
 (COUNTY FUNDS ONLY)

97TH FY  
 SANDOVAL COUNTY

FUND	CODE	THIS MONTH	BUDGET	TOTAL RECEIPTS TO DATE	OVER/(UNDER) TO DATE
ALGODONES FIRE DISTRICT	409				
REFUNDS/REIMBURSEMENTS	1260	0.00	0	5,000.00	5,000.00
WILDLAND FIRE REIMBURSEMENT	1440	0.00	0	245.00	245.00
GRANT INCOME	1535	0.00	0	0.00	0.00
STATE FIRE ALLOTMENT	1560	0.00	43,628	65,264.00	41,636.00
TOTAL ALGODONES FIRE DIST.		0.00	43,628	90,509.00	46,881.00
PENA BLANCA FIRE DIST.	410				
REFUNDS/REIMBURSEMENTS	1260	0.00	0	0.00	0.00
WILDLAND FIRE REIMBURSEMENT	1440	0.00	0	0.00	0.00
STATE FIRE ALLOTMENT	1560	0.00	0	42,632.00	42,632.00
TOTAL PENA BLANCA FIRE		0.00	0	42,632.00	42,632.00
PONDEROSA FIRE	411				
REFUNDS/REIMBURSEMENTS	1260	0.00	0	0.00	0.00
WILDLAND FIRE REIMBURSEMENT	1440	0.00	0	594.00	594.00
GRANT INCOME	1535	0.00	0	0.00	0.00
STATE FIRE ALLOTMENT	1560	0.00	0	150,326.00	150,326.00
TOTAL PONDEROSA FIRE		0.00	0	150,920.00	150,920.00
LA MADERA FIRE	412				
REFUNDS/REIMBURSEMENTS	1260	0.00	0	0.00	0.00
WILDLAND FIRE REIMBURSEMENT	1440	0.00	0	0.00	0.00
GRANT INCOME	1535	0.00	0	0.00	0.00
STATE FIRE ALLOTMENT	1560	0.00	0	42,632.00	42,632.00
TOTAL LA MADERA FIRE		0.00	0	42,632.00	42,632.00
LA CUEVA FIRE DISTRICT	413				
REFUNDS/REIMBURSEMENTS	1260	0.00	0	0.00	0.00
ENERGY/MINERAL/NATURAL RESOURCES	1413	0.00	0	0.00	0.00
EMS FUND ACT	1430	0.00	0	0.00	0.00
WILDLAND FIRE REIMBURSEMENT	1440	0.00	0	147.00	147.00
A/R PREVIOUS YEAR	1505	0.00	0	0.00	0.00
GRANT INCOME	1535	0.00	0	0.00	0.00
STATE FIRE ALLOTMENT	1560	0.00	0	135,772.00	135,772.00
TOTAL LA CUEVA FIRE DIST.		0.00	0	135,919.00	135,919.00
SACO EMS FUND ACT	414				
EMS FUND ACT	1430	27,408.00	18,972	27,408.00	8,436.00
TOTAL SACO EMS FUND ACT		27,408.00	18,972	27,408.00	8,436.00
CLERK EQUIP. REC. FEE	415				
EQUIPMENT RECORDING FEE	1416	10,476.00	171,241	22,241.00	-149,000.00
TOTAL CLERK EQUIP FEE		10,476.00	171,241	22,241.00	-149,000.00
SHERIFF'S CARE FUND	416				
SHERIFF'S CARE REVENUE	1416	0.00	0	289.00	289.00
DONATIONS & OTHER INCOME	1421	0.00	1,107	0.00	-1,107.00
TOTAL D.A.R.E.		0.00	1,107	289.00	-818.00

FINANCIAL REPORT OF THE COUNTY TREASURER  
 DETAIL OF FUND RECEIPTS  
 FOR THE MONTH OF JULY 2008  
 (COUNTY FUNDS ONLY)

07TH FY  
 SANDOVAL COUNTY

FUND	CODE	THIS MONTH	BUDGET	TOTAL RECEIPTS TO DATE	OVER/(UNDER) TO DATE
<b>TORREON FIRE</b>	<b>417</b>				
REFUNDS/REIMBURSEMENTS	1260	0.00	0	0.00	0.00
STATE FIRE ALLOTMENT	1680	0.00	0	38,141.00	38,141.00
<b>TOTAL TORREON FIRE</b>		<b>0.00</b>	<b>0</b>	<b>38,141.00</b>	<b>38,141.00</b>
<b>E-911 COMM. CENTER</b>	<b>418</b>				
JEMEZ SPRINGS COM. SERVICES	1105	368.67	4,000	733.30	-3,266.70
SAN YSIDRO COMM. SERVICES	1106	0.00	4,850	0.00	-4,850.00
JEMEZ PUEBLO	1107	0.00	20,935	0.00	-20,935.00
REFUNDS/REIMBURSEMENTS	1260	0.00	0	0.00	0.00
CUBA FIRE/EMS/POLICE	1418	0.00	19,667	0.00	-19,667.00
SANDIA PUEBLO COMM. SERVICES	1419	0.00	48,639	0.00	-48,639.00
SANTO DOMINGO COM SERVICES	1420	0.00	21,199	0.00	-21,199.00
DONATIONS & OTHER INCOME	1421	0.00	0	0.00	0.00
A/R PREVIOUS YEAR	1505	0.00	0	0.00	0.00
CELL TOWER HOLDING ACCT	1997	0.00	0	0.00	0.00
<b>TOTAL E-911 COMM. GRANT</b>		<b>368.67</b>	<b>119,290</b>	<b>733.30</b>	<b>-118,566.70</b>
<b>SACO PROJECT</b>	<b>420</b>				
REFUNDS/REIMBURSEMENTS	1260	0.00	0	0.00	0.00
<b>TOTAL SACO PROJECT</b>		<b>0.00</b>	<b>0</b>	<b>0.00</b>	<b>0.00</b>
<b>UNIVERSAL HIRING GRANT</b>	<b>421</b>				
GRANT INCOME	1535	0.00	0	0.00	0.00
<b>TOTAL UNIVERSAL HIRING GRANT</b>		<b>0.00</b>	<b>0</b>	<b>0.00</b>	<b>0.00</b>
<b>NARCOTICS FUND</b>	<b>422</b>				
REFUNDS/REIMBURSEMENTS	1260	0.00	0	0.00	0.00
NARCOTICS REVENUE	1424	0.00	0	0.00	0.00
<b>TOTAL NARCOTICS FUND</b>		<b>0.00</b>	<b>0</b>	<b>0.00</b>	<b>0.00</b>
<b>LAW ENFORCEMENT</b>	<b>423</b>				
REFUNDS/REIMBURSEMENTS	1260	0.00	0	0.00	0.00
GRANT INCOME	1635	0.00	0	58,800.00	58,800.00
<b>TOTAL LAW ENFORCEMENT</b>		<b>0.00</b>	<b>0</b>	<b>58,800.00</b>	<b>58,800.00</b>
<b>ALGODONES FIRE</b>	<b>424</b>				
EMS FUND ACT	1430	5,590.00	6,030	5,590.00	-440.00
<b>TOTAL ALGODONES FIRE</b>		<b>5,590.00</b>	<b>6,030</b>	<b>5,590.00</b>	<b>-440.00</b>
<b>COMCAST CABLE COMMUNICATIONS</b>	<b>425</b>				
FRANCHISE FEES	1425	0.00	14,525	3,883.67	-10,661.33
<b>TOTAL COMCAST CABLE COMM</b>		<b>0.00</b>	<b>14,525</b>	<b>3,883.67</b>	<b>-10,661.33</b>
<b>ZIA PUEBLO FIRE</b>	<b>426</b>				
REFUNDS REIMBURSEMENTS	1260	0.00	0	0.00	0.00
WILDLAND FIRE REIBURSEMENT	1440	0.00	0	637.00	637.00
STATE FIRE ALLOTMENT	1560	0.00	43,628	42,632.00	-996.00
<b>TOTAL ZIA PUEBLO FIRE</b>		<b>0.00</b>	<b>43,628</b>	<b>43,269.00</b>	<b>-359.00</b>
<b>SANTO DOMINGO FIRE</b>	<b>427</b>				
EMS FUND ACT	1430	8,787.00	8,682	8,787.00	105.00
<b>TOTAL SANTO DOMINGO FIRE</b>		<b>8,787.00</b>	<b>8,682</b>	<b>8,787.00</b>	<b>105.00</b>

FINANCIAL REPORT OF THE COUNTY TREASURER  
 DETAIL OF FUND RECEIPTS  
 FOR THE MONTH OF JULY 2008  
 (COUNTY FUNDS ONLY)

87TH FY  
 SANDOVAL COUNTY

FUND	CODE	THIS MONTH	BUDGET	TOTAL RECEIPTS TO DATE	OVER/(UNDER) TO DATE
JEMEZ PUEBLO FIRE	428				
EMS FUND ACT	1430	69,159.00	10,428	69,159.00	58,733.00
TOTAL JEMEZ PUEBLO FIRE		69,159.00	10,428	69,159.00	58,733.00
SANDOVAL COUNTY AMBULANCE	429				
SANDOVAL COUNTY - A/R PRIOR YR	1430	0.00	0	0.00	0.00
SANDOVAL COUNTY - EMER. RUN	1437	0.00	0	0.00	0.00
TOTAL SANDOVAL COUNTY AMBULANCE		0.00	0	0.00	0.00
LA CUEVA FIRE	430				
EMS FUND ACT	1430	7,425.00	7,412	7,425.00	13.00
TOTAL LA CUEVA FIRE		7,425.00	7,412	7,425.00	13.00
PLACITAS FIRE	431				
EMS FUND ACT	1430	6,165.00	6,303	6,165.00	-138.00
TOTAL PLACITAS FIRE		6,165.00	6,303	6,165.00	-138.00
PONDEROSA FIRE	432				
EMS FUND ACT	1430	5,000.00	5,000	5,000.00	0.00
TOTAL PONDEROSA FIRE		5,000.00	5,000	5,000.00	0.00
LA MADERA FIRE	433				
EMS FUND ACT	1430	5,096.00	5,093	5,096.00	3.00
TOTAL LA MADERA FIRE		5,096.00	5,093	5,096.00	3.00
REGINA FIRE	434				
EMS FUND ACT	1430	7,298.00	7,422	7,298.00	-124.00
TOTAL REGINA FIRE		7,298.00	7,422	7,298.00	-124.00
PENA BLANCA FIRE	435				
REFUNDS/REIMBURSEMENTS	1260	0.00	0	0.00	0.00
EMS FUND ACT	1430	5,473.00	5,232	5,473.00	241.00
TOTAL PENA BLANCA FIRE		5,473.00	5,232	5,473.00	241.00
TORREON EMS	436				
REFUNDS/REIMBURSEMENTS	1260	0.00	0	0.00	0.00
EMS FUND ACT	1430	7,074.00	7,069	7,074.00	5.00
TOTAL TORREON EMS		7,074.00	7,069	7,074.00	5.00
ZIA PUEBLO FIRE	437				
EMS FUND ACT	1430	5,000.00	5,000	5,000.00	0.00
TOTAL ZIA PUEBLO FIRE		5,000.00	5,000	5,000.00	0.00

FINANCIAL REPORT OF THE COUNTY TREASURER  
 DETAIL OF FUND RECEIPTS  
 FOR THE MONTH OF JULY 2008  
 (COUNTY FUNDS ONLY)

87TH FY  
 SANDOVAL COUNTY

FUND	CODE	THIS MONTH	BUDGET	TOTAL RECEIPTS TO DATE	OVER/(UNDER) TO DATE
<b>JEMEZ MOUNTAIN TRAIL GRANT</b>					
JEMEZ MOUNTAIN TRAIL GRANT	438				
SCENIC BYWAYS PROGRAM	1438	581.50	0	581.50	581.50
ACCT RECEIVABLE/PREV FISCAL YR	1605	0.00	0	0.00	0.00
FED GRANT TITLE I INCOME	1535	0.00	13,861	0.00	-13,861.00
<b>TOTAL JEMEZ MOUNTAIN TRAIL GRANT</b>		<b>581.50</b>	<b>13,861</b>	<b>581.50</b>	<b>-13,279.50</b>
<b>SACO 1/4 CENT</b>					
SACO 1/4 CENT	440				
INSURANCE RECOVERIES	1270	0.00	0	0.00	0.00
MISC INCOME	1341	0.00	0	0.00	0.00
GROSS RECEIPTS	1690	61,382.34	374,785	128,228.97	-240,558.03
<b>TOTAL SACO 1/4 CENT</b>		<b>61,382.34</b>	<b>374,785</b>	<b>128,228.97</b>	<b>-240,558.03</b>
<b>EL ZOCALO</b>					
EL ZOCALO	443				
REFUNDS/REIMBURSEMENTS	1260	0.00	0	0.00	0.00
RENTAL	1343	4,809.37	137,437	5,184.37	-132,262.63
<b>TOTAL EL ZOCALO</b>		<b>4,809.37</b>	<b>137,437</b>	<b>5,184.37</b>	<b>-132,262.63</b>
<b>CELL TOWER FUND</b>					
CELL TOWER FUND	444				
A/P PREV FISCAL YEAR	1505	0.00	0	0.00	0.00
GRANT INCOME	1535	0.00	25,500	0.00	-25,500.00
<b>CELL TOWER FUND</b>		<b>0.00</b>	<b>25,500</b>	<b>0.00</b>	<b>-25,500.00</b>
<b>SPECIAL APPROPRIATIONS PROJECT</b>					
SPECIAL APPROPRIATIONS PROJECT	445				
DOH - FIT FAMILIES	1535	0.00	148,850	0.00	-148,850.00
<b>TOTAL SPECIAL APPROPRIATIONS</b>		<b>0.00</b>	<b>148,850</b>	<b>0.00</b>	<b>-148,850.00</b>
<b>FAIRGROUNDS MANAGEMENT</b>					
FAIRGROUNDS MANAGEMENT	449				
RENTAL	1343	590.00	0	2,540.00	2,540.00
A/R PREV FISCAL YEAR	1505	0.00	0	0.00	0.00
<b>TOTAL FAIRGROUNDS MANAGEMENT</b>		<b>590.00</b>	<b>0.00</b>	<b>2,540.00</b>	<b>2,540.00</b>
<b>GIS MAPPING FEES</b>					
GIS MAPPING FEES	450				
GIS MAPPING FEES	1711	0.00	0	0.00	0.00
<b>TOTAL GIS MAPPING FEES</b>		<b>0.00</b>	<b>0</b>	<b>0.00</b>	<b>0.00</b>
<b>WILDLAND ASSESSMENT GRANT</b>					
WILDLAND ASSESSMENT GRANT	451				
GRANT INCOME	1635	0.00	0	0.00	0.00
<b>TOTAL WILDLAND ASSESSMENT GRANT</b>		<b>0.00</b>	<b>0</b>	<b>0.00</b>	<b>0.00</b>

FINANCIAL REPORT OF THE COUNTY TREASURER  
 DETAIL OF FUND RECEIPTS  
 FOR THE MONTH OF JULY 2008  
 (COUNTY FUNDS ONLY)

97TH FY  
 SANDOVAL COUNTY

FUND	CODE	THIS MONTH	BUDGET	TOTAL RECEIPTS TO DATE	OVER/(UNDER) TO DATE
<b>SCFD ADMIN</b>					
	452				
REFUNDS/REIMBURSEMENTS	1280	0.00	0	0.00	0.00
FEMA ASSISTANCE GRANT	1403	0.00	0	0.00	0.00
WILDLAND FIRE REIMBURSEMENT	1440	0.00	0	0.00	0.00
ACCT REC / PREV YR	1505	0.00	0	47,770.00	47,770.00
GRANT INCOME	1535	0.00	0	0.00	0.00
STATE FIRE PROTECTION	1560	0.00	58,551	57,214.00	-1,337.00
<b>TOTAL SCFD ADMIN</b>		<b>0.00</b>	<b>58,551</b>	<b>104,984.00</b>	<b>46,433.00</b>
<b>5311 TRANSIT PROGRAM</b>					
	457				
A/R PREV FISCAL YEAR	1505	65,773.00	1,220,811	155,292.24	-1,065,318.76
GRANT INCOME	1535	0.00	347,490	0.00	-347,490.00
<b>TOTAL 5311 TRANSIT PROGRAM</b>		<b>65,773.00</b>	<b>1,668,101</b>	<b>155,292.24</b>	<b>-1,412,608.76</b>
<b>BUILDING MAINT &amp; CONSTRUCTION</b>					
	468				
REFUNDS/REIMBURSEMENTS	1280	0.00	0	0.00	0.00
RENTAL	1343	12,004.00	164,082	36,012.00	-128,070.00
DIRT SALES	1508	0.00	59,000	0.00	
<b>TOTAL BUILDING MAINT &amp; CONSTRUCTION</b>		<b>12,004.00</b>	<b>214,082.00</b>	<b>36,012.00</b>	<b>-128,070.00</b>
<b>CYFD/KASEY SAYS READING DOG</b>					
	459				
DONATIONS & OTHER REVENUE	1421	0.00	0	0.00	0.00
A/R PREV FISCAL YEAR	1505	0.00	0	0.00	0.00
GRANT INCOME	1535	0.00	13,947	20,871.30	6,924.30
<b>TOTAL CYFD/KASEY SAYS</b>		<b>0.00</b>	<b>13,947</b>	<b>20,871.30</b>	<b>6,924.30</b>
<b>CDBG / BOSQUE SEWER PROJECT</b>					
	464				
MISCELLANEOUS INCOME	1341	0.00	0	0.00	0.00
<b>TOTAL CDBG BOSQUE SEWER PROJECT</b>		<b>0.00</b>	<b>0</b>	<b>0.00</b>	<b>0.00</b>
<b>CDBG WIC PUBLIC HEALTH</b>					
	468				
REFUNDS/REIMBURSEMENTS	1280	0.00	0	0.00	0.00
A/R PREVIOUS YEAR	1505	0.00	0	0.00	0.00
SACO CDBG	1533	0.00	0	0.00	0.00
<b>TOTAL CDBG WIC PUBLIC HEALTH</b>		<b>0.00</b>	<b>0</b>	<b>0.00</b>	<b>0.00</b>
<b>FOREST RESERVE TITLE III</b>					
	487				
FEDERAL FOREST RESERVE DIST	1650	0.00	18,746	0.00	-18,746.00
<b>TOTAL FOREST RESERVE TITLE III</b>		<b>0.00</b>	<b>18,746</b>	<b>0.00</b>	<b>-18,746.00</b>
<b>EL ZOCALO PROJECT</b>					
	468				
REFUNDS/REIMBURSEMENTS	1280	0.00	0	0.00	0.00
TENANT RENTAL FEES	1343	0.00	0	0.00	0.00
A/R PREV FISCAL YEAR	1505	340,000.00	281,656	340,000.00	58,344.00
GRANT REVENUE	1535	0.00	0	0.00	0.00
<b>TOTAL EL ZOCALO PROJECT</b>		<b>340,000.00</b>	<b>281,656</b>	<b>340,000.00</b>	<b>58,344.00</b>

FINANCIAL REPORT OF THE COUNTY TREASURER  
 DETAIL OF FUND RECEIPTS  
 FOR THE MONTH OF JULY 2008  
 (COUNTY FUNDS ONLY)

97TH FY  
 SANDOVAL COUNTY

FUND	CODE	THIS MONTH	BUDGET	TOTAL RECEIPTS TO DATE	OVER/(UNDER) TO DATE
WILDLAND SUPPRESSION FUND	480				
WILDLAND SUPPRESSION	1480	0.00	0	0.00	0.00
TOTAL WILDLAND SUPPRESSION FUND		0.00	0	0.00	0.00
PROPERTY VALUATION	499				
REFUNDS/REIMBURSEMENTS	1260	0.00	0	0.00	0.00
REAPPRAISAL ADMIN FEE	1489	3,128.24	480,000	9,144.33	-470,855.67
TOTAL PROPERTY VALUATION		3,128.24	480,000	9,144.33	-470,855.67
NM HLTH/MATNL & CHILD	500				
REFUNDS/REIMBURSEMENTS	1260	0.00	0	0.00	0.00
A/R FY PREVIOUS YEAR	1505	33,380.90	245,244	73,198.63	-172,045.37
HRSA	1509	0.00	0	0.00	0.00
VALUE OPTIONS 500-M3	1523	0.00	0	0.00	0.00
NM PRIMARY CARE ASSOC. 500-M4	1524	0.00	75,000	0.00	-75,000.00
HUD - EDI	1525	0.00	0	0.00	0.00
DENTAL CLINIC REVENUE	1526	0.00	20,000	359.45	-19,640.55
NM DEPT OF HEALTH DIVISION	1702	0.00	140,785	0.00	-140,785.00
DOH - ORAL HEALTH	1704	0.00	70,000	0.00	-70,000.00
MCCUNE	1721	0.00	10,000	10,000.00	0.00
TOTAL HLTH/MATNL & CHILD		33,380.90	561,029	83,558.08	-477,470.92
SUBSTANCE ABUSE PROGRAM	501				
REFUNDS/REIMBURSEMENTS	1260	0.00	0	0.00	0.00
DOH PRE-K	1502	0.00	85,000	0.00	-85,000.00
A/R PREVIOUS YEAR	1505	2,200.00	0	23,033.33	23,033.33
DOH 12-17	1512	0.00	85,000	0.00	-85,000.00
DOH SIG-E STATE INCENTIVE GRANT	1517	0.00	0	0.00	0.00
DOH TUPAC (f&d)	1518	0.00	0	0.00	0.00
TOTAL SUBSTANCE ABUSE PROGRAM		2,200.00	150,000	23,033.33	-126,966.87
D.W.I. GRANT	502				
REFUNDS/REIMBURSEMENTS	1260	0.00	0	0.00	0.00
COURT ORDERED DONATIONS	1421	0.00	0	0.00	0.00
A/REC. PREV FISCAL YR	1505	56,199.91	8,338	65,871.60	59,533.60
NM DFA DISTRIBUTION	1551	0.00	422,220	0.00	-422,220.00
NM DFA DWI	1552	99,016.87	213,625	99,016.87	-114,608.13
NM DFA DETOX	1553	0.00	150,000	0.00	-150,000.00
DWI UNDERAGE ENFORCEMENT (CYFD)	1554	0.00	30,000	0.00	-30,000.00
DWI REVENUE FEES	1555	4,643.00	9,403	9,840.00	347.00
TSB - CDWI	1807	0.00	22,263	0.00	-22,263.00
TOTAL D.W.I. GRANT		159,859.78	853,039	174,728.47	-679,210.53
LODGERS TAX FUND	503				
LODGERS TAX REVENUE	1503	2,284.00	28,000	4,929.47	-21,070.53
TOTAL LODGERS TAX		2,284.00	28,000	4,929.47	-21,070.53



FINANCIAL REPORT OF THE COUNTY TREASURER  
 DETAIL OF FUND RECEIPTS  
 FOR THE MONTH OF JULY 2008  
 (COUNTY FUNDS ONLY)

97TH FY  
 SANDOVAL COUNTY

FUND	CODE	THIS MONTH	BUDGET	TOTAL RECEIPTS TO DATE	OVER/(UNDER) TO DATE
<b>SOLID WASTE FUND</b>	504				
REFUNDS/REIMBURSEMENTS	1260	0.00	0	0.00	0.00
MISC INCOME	1341	0.00	0	0.00	0.00
LANDFILL FEES	1504	87,878.08	1,900,000	133,068.31	-1,768,933.69
REVENUE TRANSFER OUT	(1504)	0.00	0	-41,048.96	-41,048.96
		<u>87,878.08</u>		<u>92,017.35</u>	
LANDFILL FEES PREVIOUS YEAR	1505	3,499.41	0	233,267.26	233,267.26
LANDFILL EXCAVATIONS	1506	0.00	0	0.00	0.00
BOND PROCEEDS	1567	0.00	0	0.00	0.00
ENVIRONMENTAL TAX	1690	49,359.20	450,000	101,444.08	-348,555.92
GOVERNMENTAL GROSS RECEIPTS	1695	4,147.45	0	10,079.95	10,079.95
		<u>144,884.12</u>	<u>2,350,000</u>	<u>436,808.64</u>	<u>-1,913,191.38</u>
<b>SANDOVAL COUNTY TOURISM</b>	506				
A/R PREVIOUS YEAR	1505	0.00	0	0.00	0.00
GRANT INCOME	1535	0.00	0	0.00	0.00
TOTAL SANDOVAL COUNTY TOURISM		<u>0.00</u>	<u>0</u>	<u>0.00</u>	<u>0.00</u>
<b>NM CLEAN &amp; BEAUTIFUL</b>	508				
NM STATE HIGHWAY & TRANS PREV YR	1505	8,870.78	0	8,870.78	8,870.78
NM STATE HIGHWAY & TRANS DEPT. FY	1634	0.00	0	0.00	0.00
TOTAL NM CLEAN & BEAUTIFUL		<u>8,870.78</u>	<u>0</u>	<u>8,870.78</u>	<u>8,870.78</u>
<b>DWI GRANT</b>	509				
MISCELLANEOUS INCOME	1341	0.00	0	0.00	0.00
TOTAL NM CLEAN & BEAUTIFUL		<u>0.00</u>	<u>0</u>	<u>0.00</u>	<u>0.00</u>
<b>EMPLOYEE INSUR. PREM.</b>	520				
REFUNDS/REIMBURSEMENTS	1280	928.83	0	1,583.09	1,583.09
INSURANCE PREM./RECOVERIES	1520	342,362.89	0	573,958.56	573,958.56
TOTAL EMPLOYEE INSUR.		<u>343,291.72</u>	<u>0</u>	<u>575,521.65</u>	<u>575,521.65</u>
<b>BOND RESERVE - INCENTIVE BOND</b>	550				
BOND RESERVE - IOI INVESTMENT ACCT	1180	3,224.27	0	-3,659.73	-3,659.73
TOTAL BOND RESERVE		<u>3,224.27</u>	<u>0.00</u>	<u>-3,659.73</u>	<u>-3,659.73</u>
<b>BOND RESERVE - 2007 PILT REVENUE</b>	551				
BOND RESERVE - IOI INVESTMENT ACCT	1180	-1,032.79	0	-2,593.21	-2,593.21
TOTAL BOND RESERVE		<u>-1,032.79</u>	<u>0.00</u>	<u>-2,593.21</u>	<u>-2,593.21</u>
<b>BOND RESERVE RESTRICTED FUNDS</b>	560				
BOND RESERVE - IOI 99 INFRASTRUCTURE	1826	205.11	0	409.96	409.88
BOND RESERVE - IOI 99 REF/IMPRV	1827	95.14	0	190.18	190.18
BOND RESERVE - IOI 2003 GRT	1830	278.29	0	558.23	558.23
BOND RESERVE - PROCEEDS IOI 2003 LF	1831	892.07	0	1,383.28	1,383.28
BOND RESERVE - 2005 INCENTIVE PROC.	1832	265.77	0	531.21	531.21
TOTAL BOND RESERVE		<u>1,536.38</u>	<u>0</u>	<u>3,070.84</u>	<u>3,070.84</u>

FINANCIAL REPORT OF THE COUNTY TREASURER  
 DETAIL OF FUND RECEIPTS  
 FOR THE MONTH OF JULY 2008  
 (COUNTY FUNDS ONLY)

87TH FY  
 SANDOVAL COUNTY

FUND	CODE	THIS MONTH	BUDGET	TOTAL RECEIPTS TO DATE	OVER/(UNDER) TO DATE
<b>DEBT SERVICE</b>	<b>581</b>				
INVESTMENT INCOME REFUNDING	1181	406.62	0	814.40	814.40
INVESTMENT INCOME INFRASTRUCTURE	1182	108.41	0	217.13	217.13
INVESTMENT INCOME FIRE	1183	420.88	0	842.95	842.95
INVESTMENT INCOME 2003 GRT	1184	220.77	0	442.17	442.17
INVESTMENT INCOME INCENTIVE	1187	172.60	0	345.49	345.49
INVESTMENT INCOME LANDFILL	1189	226.51	0	453.67	453.67
INVESTMENT INCOME 2007 GRT	1192	122.97	0	246.29	246.29
INVESTMENT INCOME 2007 PILT	1193	2,082.88	0	4,171.30	4,171.30
REFUNDS/REIMBURSEMENTS	1260	0.00	0	0.00	0.00
2003 GRT REVENUE BOND	1620	16,084.79	0	32,169.58	32,169.58
1/4 CENT G/R FIRE BOND	1805	37,341.25	448,095	74,682.60	-373,412.60
99 REFUND/IMPROV. BOND	1809	35,913.06	0	71,827.62	71,827.62
89 INFRASTRUCTURE G/R	1810	11,970.42	143,045	23,940.84	-119,704.16
JUSTICE CENTER ACQ BOND	1812	0.00	0	0.00	0.00
2003 LANDFILL REFUNDING BOND	1813	41,048.86	466,267	82,097.82	-404,189.08
2004 INCENTIVE BOND	1814	0.00	0	0.00	0.00
2005 INCENTIVE BOND	1815	0.00	2,983,275	0.00	-2,983,275.00
2007 GRT REVENUE BOND	1816	57,245.42	0	114,490.84	114,490.84
2007 PILT REVENUE BOND	1817	0.00	734,476	0.00	-734,476.00
<b>TOTAL DEBT SERVICE</b>		<b>203,376.14</b>	<b>4,785,778</b>	<b>406,763.00</b>	<b>-4,389,015.00</b>
<b>GO BOND DEBT SERVICE</b>	<b>562</b>				
DEBT SERVICE GO BONDS	1011	9,164.71	0	26,749.22	26,749.22
INVESTMENT INCOME	1180	1,866.91	0	4,454.46	4,454.46
REFUNDS/REIMBURSEMENTS	1260	0.00	0	0.00	0.00
BOND PROCEEDS	1667	0.00	0	0.00	0.00
<b>TOTAL GO BOND DS</b>		<b>11,131.62</b>	<b>0</b>	<b>31,203.68</b>	<b>31,203.68</b>
<b>2005 FIRE PROTECTION BOND</b>	<b>563</b>				
INVESTMENT INCOME	1180	301.53	0	596.86	596.86
BOND PROCEEDS	1667	0.00	0	0.00	0.00
<b>TOTAL 2005 FIRE PROTECTION BOND</b>		<b>301.53</b>	<b>0</b>	<b>596.86</b>	<b>596.86</b>
<b>89 GRT INFRASTRUCTURE</b>	<b>565</b>				
INVESTMENT INCOME	1180	7.13	0	15.64	15.64
<b>TOTAL 89 G/R INFRASTRUCTURE</b>		<b>7.13</b>	<b>0</b>	<b>15.64</b>	<b>15.64</b>

FINANCIAL REPORT OF THE COUNTY TREASURER  
 DETAIL OF FUND RECEIPTS  
 FOR THE MONTH OF JULY 2009  
 (COUNTY FUNDS ONLY)

97TH FY  
 SANDOVAL COUNTY

FUND	CODE	THIS MONTH	BUDGET	TOTAL RECEIPTS TO DATE	OVER/(UNDER) TO DATE
<b>2000 PLACITAS HMSTD DEBT SERVICE</b>					
DEBT SERVICE RECEIPTS	1011	0.00	0	505.17	605.17
D/S INVESTMENT INCOME	1181	9.27	0	38.50	38.50
<b>TOTAL PLACITAS ASSESSMENT BOND</b>		<b>9.27</b>	<b>0</b>	<b>543.67</b>	<b>643.67</b>
<b>96 INCENTIVE BOND ESCROW</b>					
INVESTMENT INCOME	1180	0.00	0	0.00	0.00
96 INCENTIVE BOND ESCROW	1225	0.00	257,313	0.00	-257,313.00
REFUNDS/REIMBURSEMENTS	1260	0.00	0	0.00	0.00
BOND PROCEEDS	1587	0.00	0	0.00	0.00
<b>TOTAL 96 INCENTIVE BOND ESCROW</b>		<b>0.00</b>	<b>257,313</b>	<b>0.00</b>	<b>-257,313.00</b>
<b>2003 GO BOND (JUSTICE CENTER)</b>					
INVESTMENT INCOME	1180	80.00	0	80.00	80.00
MISC INCOME	1341	0.00	0	0.00	0.00
BOND PROCEEDS	1587	0.00	0	0.00	0.00
<b>TOTAL GO JUSTICE CENTER BOND</b>		<b>80.00</b>	<b>0</b>	<b>80.00</b>	<b>80.00</b>
<b>2003 LANDFILL REFUND BOND</b>					
INVESTMENT INCOME	1180	115.91	0	231.60	231.60
BOND PROCEEDS	1587	0.00	0	0.00	0.00
<b>TOTAL GO LIBRARY BOND</b>		<b>115.91</b>	<b>0</b>	<b>231.60</b>	<b>231.60</b>
<b>2002 LANDFILL REVENUE BOND</b>					
INVESTMENT INCOME	1180	259.78	0	519.24	519.24
BOND PROCEEDS	1587	0.00	0	0.00	0.00
<b>TOTAL 2002 LANDFILL BOND</b>		<b>259.78</b>	<b>0</b>	<b>519.24</b>	<b>519.24</b>
<b>2004 INCENTIVE BOND</b>					
INVESTMENT INCOME	1180	7,248.77	0	27,209.09	27,209.09
REFUNDS/REIMBURSEMENTS	1260	0.00	0	0.00	0.00
BOND PROCEEDS	1587	0.00	0	0.00	0.00
<b>TOTAL 2004 INCENTIVE BOND</b>		<b>7,248.77</b>	<b>0</b>	<b>27,209.09</b>	<b>27,209.09</b>

FINANCIAL REPORT OF THE COUNTY TREASURER  
 DETAIL OF FUND RECEIPTS  
 FOR THE MONTH OF JULY 2008  
 (COUNTY FUNDS ONLY)

07TH FY  
 SANDOVAL COUNTY

FUND	CODE	THIS MONTH	BUDGET	TOTAL RECEIPTS TO DATE	OVER/(UNDER) TO DATE
<b>2006 INCENTIVE REVENUE BOND</b>	<b>580</b>				
INVESTMENT INCOME	1180	1,295.49	0	2,594.10	2,594.10
REFUNDS/REIMBURSEMENTS	1260	0.00	0	0.00	0.00
BOND PROCEEDS	1667	0.00	0	0.00	0.00
<b>TOTAL 2006 INCENTIVE REVENUE BOND</b>		<b>1,295.49</b>	<b>0</b>	<b>2,594.10</b>	<b>2,594.10</b>
<b>2007 PILT REVENUE BOND</b>	<b>581</b>				
INVESTMENT INCOME	1180	6,057.11	0	12,508.63	12,508.63
REFUNDS/REIMBURSEMENTS	1260	0.00	0	0.00	0.00
BOND PROCEEDS	1667	0.00	0	0.00	0.00
<b>TOTAL 2007 PILT REVENUE BOND</b>		<b>6,057.11</b>	<b>0</b>	<b>12,508.63</b>	<b>12,508.63</b>
<b>2007 GRT REVENUE BOND</b>	<b>582</b>				
INVESTMENT INCOME	1180	7,976.53	0	16,568.62	16,568.62
REFUNDS/REIMBURSEMENTS	1260	0.00	0	0.00	0.00
BOND PROCEEDS	1667	0.00	0	0.00	0.00
<b>TOTAL 2007 GRT REVENUE BOND</b>		<b>7,976.53</b>	<b>0</b>	<b>16,568.62</b>	<b>16,568.62</b>
<b>2008 INFRASTRUCTURE BOND</b>	<b>583</b>				
INVESTMENT INCOME	1180	2,630.77	0	5,279.06	5,279.06
REFUNDS/REIMBURSEMENTS	1260	0.00	0	0.00	0.00
BOND PROCEEDS	1667	0.00	0	0.00	0.00
<b>TOTAL 2008 INFRASTRUCTURE BOND</b>		<b>2,630.77</b>	<b>0</b>	<b>5,279.06</b>	<b>5,279.06</b>
<b>TRANSPORTATION PROGRAM</b>	<b>601</b>				
SR/MCH TRANSPORTATION FEES	1613	0.00	0	0.00	0.00
<b>TOTAL TRANSPORTATION PROGRAM</b>		<b>0.00</b>	<b>0</b>	<b>0.00</b>	<b>0.00</b>
<b>SENIOR SUPPORT PROGRAM</b>	<b>602</b>				
REFUNDS/REIMBURSEMENTS	1260	0.00	0	0.00	0.00
A/R PREV FISCAL YEAR	1606	0.00	0	0.00	0.00
FEDERAL PROGRAM INCOME	1787	0.00	33,977	0.00	-33,977.00
HOMEMAKER SERVICES	1789	291.85	0	894.45	894.45
<b>TOTAL TRANSPORTATION PROGRAM</b>		<b>291.85</b>	<b>33,977.00</b>	<b>894.45</b>	<b>-33,082.55</b>
<b>SENIOR CITIZENS</b>	<b>604</b>				
REFUNDS/REIMBURSEMENTS	1260	0.00	0	0.00	0.00
SENIOR FEDERAL TITLE III	1770	0.00	0	0.00	0.00
PRIOR YEAR REVENUE	1771	0.00	0	105,384.00	105,384.00
FEDERAL III B	1772	0.00	161,024	0.00	-161,024.00
FEDERAL C-1	1773	0.00	225,751	0.00	-225,751.00
FEDERAL C-2	1774	0.00	163,784	0.00	-163,784.00
CONGREGATE	1777	6,779.83	0	13,249.21	13,249.21
HOME DELIVERED	1778	2,859.93	0	5,653.92	5,653.92
TRANSPORTATION	1779	1,175.41	0	2,518.38	2,518.38
STATE HB	1780	0.00	0	0.00	0.00
SENIOR MONTHLY COLLECTIONS	1899	0.00	0	0.00	0.00
<b>TOTAL SENIOR CITIZENS</b>		<b>10,915.17</b>	<b>650,559</b>	<b>126,805.51</b>	<b>-423,763.49</b>
<b>SENIOR ANCILLARY</b>	<b>605</b>				
REFUNDS/REIMBURSEMENTS	1260	0.00	0	0.00	0.00
SENIOR CITIZENS PREV YR REV	1771	0.00	0	22,850.00	22,850.00
CASH IN LIEU - STATE	1776	0.00	69,057	0.00	-69,057.00
SCP - STATE	1781	1,088.00	42,748	1,086.00	-41,660.00
RSVP - STATE	1782	3,122.00	42,450	3,122.00	-39,328.00
LEGISLATIVE - STATE	1784	0.00	0	0.00	0.00
SENIOR EMPLOYMENT (TITLE 5) - STATE	1785	0.00	45,880	0.00	-45,880.00
PALMER FUND	1786	0.00	0	0.00	0.00
FOSTER GRANDPARENT PROGRAM	1787	919.00	36,000	919.00	-35,081.00
VOLUNTEER SERVICES	1788	0.00	0	0.00	0.00
HOMEMAKER SERVICES	1789	0.00	0	0.00	0.00
<b>TOTAL SENIOR ANCILLARY</b>		<b>5,127.00</b>	<b>235,933</b>	<b>27,977.00</b>	<b>-207,956.00</b>

FINANCIAL REPORT OF THE COUNTY TREASURER  
 DETAIL OF FUND RECEIPTS  
 FOR THE MONTH OF JULY 2008  
 (COUNTY FUNDS ONLY)

97TH FY  
 SANDOVAL COUNTY

FUND	CODE	THIS MONTH	BUDGET	TOTAL RECEIPTS TO DATE	OVER/(UNDER) TO DATE
<b>JUVENILE DETENTION</b>					
JUVENILE DETENTION	608				
RENTAL	1343	0.00	38,969	0.00	-38,969.00
PREVIOUS YEAR REVENUE	1505	14,910.25	106,016	30,780.95	-76,235.05
GRANT INCOME	1535	0.00	304,000	0.00	-304,000.00
TRI-COUNTY	1330	0.00	100,000	0.00	-100,000.00
<b>TOTAL JUVENILE DETENTION</b>		<b>14,910.25</b>	<b>540,985.00</b>	<b>30,780.95</b>	<b>-518,204.05</b>
<b>DETENTION</b>					
DETENTION	609				
REFUNDS REIMBURSEMENTS	1230	0.00	0	0.00	0.00
INSURANCE RECOVERIES/REIMB.	1270	0.00	0	0.00	0.00
CARE OF LOCAL PRISONERS	1310	42,824.00	381,901	87,104.00	-284,787.00
CARE OF FEDERAL PRISONERS	1320	342,318.74	5,073,805	370,671.69	-4,703,133.31
MISC INCOME-COPIES, TRANSCRIPTS	1341	17.25	0	32.60	32.60
NM LEGISLATURE REVENUE	1532	0.00	0	0.00	0.00
VENDOR FEE REVENUE	1504	0.00	71,297	0.00	-71,297.00
CORRECTION FEES	1614	0.00	628,000	0.00	-628,000.00
<b>TOTAL DETENTION PROGRAM</b>		<b>384,959.99</b>	<b>6,055,003</b>	<b>457,808.19</b>	<b>-5,697,184.81</b>
<b>EMERGENCY SERVICES/FIRE DEPT.</b>					
EMERGENCY SERVICES/FIRE DEPT.	810				
INDIGENT AMBULANCE	1102	0.00	0	0.00	0.00
STATE EMS	1103	0.00	0	0.00	0.00
SANTA ANA	1104	0.00	150,000	0.00	-150,000.00
JEMEZ SPRINGS	1105	208.34	2,500	418.60	-2,083.40
BERNALILLO	1108	0.00	100,000	0.00	-100,000.00
CORRALES (Medical Direction)	1109	0.00	4,100	0.00	-4,100.00
SAN FELIPE	1110	0.00	0	0.00	0.00
SAN YSIDRO	1112	0.00	4,200	0.00	-4,200.00
EMERGENCY MANAGEMENT	1114	0.00	25,000	0.00	-25,000.00
CONTRACTUAL SERVICES	1115	0.00	0	0.00	0.00
FIRE PREV & INSP FEES	1116	0.00	0	0.00	0.00
COCHITI	1117	0.00	4,800	0.00	-4,800.00
ZIA	1118	0.00	0	0.00	0.00
BERNALILLO (Medical Direction)	1119	0.00	3,000	0.00	-3,000.00
REFUNDS/REIMB	1260	0.00	0	558.00	558.00
AMBULANCE REVENUES	1408	30,279.13	300,000	58,047.68	-241,952.32
SAN FELIPE SPEEDWAY	1409	2,334.00	7,100	2,334.00	-4,766.00
CUBA	1418	0.00	0	0.00	0.00
SANDIA PUEBLO	1419	0.00	0	0.00	0.00
SANTO DOMINGO	1420	0.00	0	0.00	0.00
TRAINING REIMBURSEMENTS	1435	0.00	2,000	960.00	-1,040.00
EMT B/ INSTRUCTOR REIMBURSEMENTS	1436	0.00	5,000	0.00	-5,000.00
WILDLAND FIRE REIMBURSEMENT	1440	0.00	7,000	649.00	-6,351.00
PREVIOUS YEAR REVENUE	1505	0.00	0	0.00	0.00
CPR TRAINING GRANT INCOME	1535	0.00	0	0.00	0.00
GROSS RECEIPTS	1690	98,950.19	800,000	202,608.78	-597,303.22
<b>TOTAL EMERGENCY SERVICES/FIRE DEPT.</b>		<b>131,771.66</b>	<b>1,414,700.00</b>	<b>265,662.06</b>	<b>-1,149,037.94</b>

FINANCIAL REPORT OF THE COUNTY TREASURER  
 DETAIL OF FUND RECEIPTS  
 FOR THE MONTH OF JULY 2008  
 (COUNTY FUNDS ONLY)

97TH FY  
 SANDOVAL COUNTY

FUND	CODE	THIS MONTH	BUDGET	TOTAL RECEIPTS TO DATE	OVER/(UNDER) TO DATE
<b>2004 LEGISLATIVE FUNDING</b>	<b>611</b>				
PREVIOUS YEAR	1505	0.00	2,876,227	308,956.29	-2,669,270.71
GRANT INCOME	1535	0.00	0	0.00	0.00
LEGISLATIVE	1784	0.00	7,085,867	0.00	-7,085,867.00
<b>TOTAL 2004 LEGISLATIVE FUNDING</b>		<b>0.00</b>	<b>9,962,094</b>	<b>308,956.29</b>	<b>-9,655,137.71</b>
<b>SHELTER PLUS CARE PROGRAM (HUD)</b>	<b>612</b>				
PREVIOUS YEAR	1605	33,707.00	72,138	59,344.00	-12,794.00
SHELTER PLUS CARE PROGRAM (HUD)	1720	28,154.00	181,880	28,154.00	-153,726.00
<b>TOTAL SHELTER PLUS CARE (HUD)</b>		<b>61,861.00</b>	<b>254,018</b>	<b>87,498.00</b>	<b>-188,520.00</b>
<b>HOMELAND SECURITY</b>	<b>613</b>				
PREVIOUS YEAR	1605	0.00	432,884	139,222.00	-293,662.00
GRANT INCOME	1535	0.00	175,000	0.00	-175,000.00
<b>TOTAL HOMELAND SECURITY</b>		<b>0.00</b>	<b>607,884</b>	<b>139,222.00</b>	<b>-468,662.00</b>
<b>EASTERN SSCAFCA</b>	<b>614</b>				
ENTITY REIMBURSEMENT	1280	0.00	0	0.00	0.00
PREVIOUS YEAR	1505	0.00	0	0.00	0.00
<b>TOTAL EASTERN SSCAFCA</b>		<b>0.00</b>	<b>0</b>	<b>0.00</b>	<b>0.00</b>
<b>TORREON FIRE STATION - DEPT OF AG</b>	<b>616</b>				
PREVIOUS YEAR	1505	0.00	0	131,000.00	131,000.00
GRANT INCOME	1535	0.00	0	0.00	0.00
<b>TOTAL TORREON FIRE STATION</b>		<b>0.00</b>	<b>0</b>	<b>131,000.00</b>	<b>131,000.00</b>
<b>REPORT TOTALS</b>		<b>3,115,783.63</b>	<b>80,915,303</b>	<b>7,385,414.13</b>	<b>-53,479,888.67</b> <b>7,435,414.13</b>



97TH FY  
SANDOVAL COUNTY

FINANCIAL REPORT OF THE COUNTY TREASURER  
STATEMENT OF BONDED DEBT  
FOR THE MONTH OF AUGUST 2008

PURPOSE	DATE OF ISSUE	RATE OR AVERAGE RATE	ORIGINAL AMOUNT OF ISSUE	REDEEMED THIS MONTH	PRINCIPAL AMOUNT OUTSTANDING	TOTAL INTEREST REQUIRED	INTEREST PAID THIS MONTH	INTEREST PAID TO DATE	INTEREST OUTSTANDING
2006 GO BOND	12-06	4.00%	3,250,000	0.00	3,250,000	1,225,964.21	0.00	184,076.71	1,041,887.50
2004 GO BOND	04-04	3.00%	9,500,000	0.00	8,795,000	4,702,451.32	0.00	1,508,218.82	3,194,232.50
2003 GO BOND	01-03	4.30%	7,900,000	0.00	7,875,000	4,150,443.75	0.00	1,875,996.82	2,274,446.93
2002 GO BOND	12-02	3.16%	3,340,000	400,000.00	1,285,000	592,687.50	29,125.00	449,897.50	82,850.00
1999 GO BOND	03-99	4.23%	2,000,000	230,000.00	240,000	499,672.50	9,185.00	490,312.50	9,360.00
2000 PLACITAS HOMESTEAD BOND	03-00	6.51%	295,000	15,000.00	210,000	214,687.71	6,831.25	131,705.21	82,982.50
2007 PLT REVENUE BOND	03-07	4.50%	10,000,000	0.00	9,755,000	4,728,746.83	0.00	491,994.88	4,236,761.95
2007 GRT REVENUE	06-07	4.50%	10,000,000	0.00	9,775,000	6,866,897.26	0.00	448,637.26	6,418,260.00
2005 FIRE PROTECTION BOND	03-05	3.00%	5,000,000	0.00	4,200,000	1,717,072.54	0.00	537,885.00	1,179,187.54
2003 GRT REVENUE BOND	01-03	4.43%	1,705,000	0.00	1,015,000	428,266.22	21,568.75	300,658.97	127,606.25
1999 GRT REFUNDING & IMPROVEMENT	03-99	4.55%	4,800,000	0.00	2,510,000	2,054,139.47	0.00	1,566,216.97	487,922.50
1998 GRT INFRASTRUCTURE BOND	04-99	4.45%	1,860,000	0.00	935,000	759,696.00	0.00	552,020.00	207,676.00
2003 LANDFILL REVENUE BOND	08-03	4.50%	4,000,000	280,000.00	3,720,000	2,231,197.40	186,298.75	1,059,984.90	1,231,212.50
2005 INCENTIVE PAYMENT REVENUE BOND	09-05	3.50%	55,000,000	0.00	54,180,000	31,449,404.11	0.00	6,949,985.35	24,499,418.76
1996 INCENTIVE PAYMENT REVENUE BOND B	10-96	5.92%	2,405,000	0.00	690,000	1,074,459.17	0.00	993,384.17	81,075.00
TOTALS			120,855,000.00	925,000.00	108,435,000.00	62,695,793.99	172,983.75	17,540,905.06	45,154,878.93

\*\* Debt service amounts are paid from escrow.